

Multi-Criteria Analysis Outcomes

For Pleasanton CAP 2.0 | March 3, 2021

Contents

Overview	2
Buildings & Energy	7
Materials & Consumption	11
Natural Systems	15
Water Resources	18
Transportation & Land Use	20
Community Resilience & Wellbeing.....	25

Overview

The Pleasanton CAP 2.0 draft strategies and actions are the product of the following process and inputs:







1. The Cascadia Consulting Group (Cascadia) team prepared an **initial list of draft strategies and actions**, based on Pleasanton’s past climate action, current best practices and best available science, and peer city efforts.
2. City of Pleasanton staff reviewed the initial list and recommended **changes to improve the feasibility and relevance of actions**.
3. The City convened **six focus groups and a workshop with the Energy and Environment Committee (EEC)** to discuss a short list of highly relevant actions that are high-priority and especially impactful; potentially controversial or divisive; and/or especially need collaboration or buy-in to implement. EEC discussed the full list of draft strategies and actions; the six focus groups covered specific topics and were organized as follows:
 - Buildings & energy
 - Transportation
 - Waste & materials
 - Water & natural resources
 - Business perspectives
 - Community perspectives
4. Cascadia and the City **revised the strategies and actions** based on input from the focus groups to generate the list in this document.
5. Cascadia and the City established **criteria and a scoring rubric for evaluating the actions**. Cascadia conducted a multi-criteria analysis (MCA) using the scoring rubric. Additional details on this analysis are provided below.
6. Cascadia **recommended 55 high-priority actions** for inclusion in the CAP 2.0. To determine high-priority actions, Cascadia considered overall priority score of the top 60 actions, the 10 top actions in each focus area, and the 3 top actions in each strategy. Actions in two or more of these categories were identified as high-priority actions. The final prioritized list (“High Priority Actions”) that meet these criteria will carry forward into a more comprehensive cost-benefit analysis. “Low Priority Actions” are proposed to be removed from the evaluation process unless flagged for further consideration.

This document includes the full list of draft strategies and actions currently being considered and summarizes the outcomes of the qualitative MCA process.

Multi-Criteria Analysis

The consulting team conducted an MCA of the comprehensive list of actions that were generated from City experience and expertise; review of other plans, policies, and best practices; and input from the community, Committee on Energy and Environment, and focus groups.

Criteria and weightings for the analysis were identified and refined through City and stakeholder review, summarized below:

	Criterion	Weight	Definition/Subcriteria
	Effectiveness	0.25	What is the extent and likelihood that the action will reduce GHG emissions or enhance resiliency ? For adaptation actions: Does the action address a high climate risk ? For mitigation actions: Does the action address a high GHG emissions source ?
	Cost	0.25	What is the upfront and ongoing cost to the City ? What is the upfront and ongoing cost to the community ? Are there cost savings to the community and/or City?
	Feasibility	0.2	What is the City's level of control over action implementation? Are there regulatory, political, or technological constraints ?
	Level of Support	0.1	Do residents support/agree with the action? Do businesses and external partners support/agree with the action?
	Equity	0.1	Does the action address the needs of vulnerable and historically marginalized populations ? Does the action reduce vulnerability for all populations ? Is it fair? Are benefits distributed evenly across the community?
	Co-benefits	0.1	Does the action advance high-priority co-benefits ?

Ranking Definitions

Each ranking category was defined to allow for an objective and consistent analysis across actions. Ranking definitions for each subcriteria are provided below for reference.

Effectiveness		
	Likelihood of creating impact/reductions	Level of need (e.g., high/low emissions source or climate risk)
1	Very unlikely - voluntary/indirect action with limited reach/scaling (i.e., very low impact/reductions)	Addresses a very minor need - Mitigation: very low emissions source Adaptation: very low climate risk for City/community.
2	Unlikely - voluntary/indirect action with broad reach/scale (i.e., low impact/reductions)	Addresses a minor need - Mitigation: low emissions source (e.g., solid waste and municipal emissions) Adaptation: low priority climate risk for City/community.
3	Somewhat likely - voluntary/indirect, but with financial incentives (i.e., moderate impact/reductions)	Addresses an average need - Mitigation: average emissions source Adaptation: average climate risk for City/community (e.g., landslides & flooding).
4	Likely - regulatory/infrastructure project, but with limited reach/scaling (i.e., high impact/reductions)	Addresses a higher-than-average need - Mitigation: high emissions source (transportation & building energy) Adaptation: high climate risk for City/community (e.g., wildfire & smoke, extreme heat, water supply & drought).
5	Very likely - regulatory/infrastructure project with broad reach/scale (i.e., very high impact/reductions)	Addresses a very major need - Mitigation: very high emissions source Adaptation: very high climate risk for City/community.

Cost			
	Cost to City (includes startup and ongoing maintenance costs—over 10 years)	Direct cost to community (upfront and ongoing cost - over 10 years)	Cost savings (over 10-year lifetime)
1	Very high - will require VERY HIGH investment of City resources (>\$10 mil - large infrastructure projects).	Very high - action will present SIGNIFICANT costs across the ENTIRE community (>\$200 per household).	No net cost savings (negative ROI).
2	High - will require HIGH investment of City resources (\$1-10 mil - moderate infrastructure projects and large programs).	High - action will present SIGNIFICANT costs to SOME in the community (>\$200 per household).	N/A
3	Moderate - will require MODERATE investment of City resources (\$100k-\$1 mil - larger plans, policies, and small programs).	Moderate - action will present MODERATE costs across the community (\$25-\$200 per household).	No net cost savings (neutral) OR Unknown (more study needed).
4	Low - will require LOW investment of City resources (<\$100k - simple policy changes, studies, and small plans).	Low - action will present MINIMAL costs across the community (<\$25 per household).	N/A

Cost			
	Cost to City (includes startup and ongoing maintenance costs—over 10 years)	Direct cost to community (upfront and ongoing cost - over 10 years)	Cost savings (over 10-year lifetime)
5	Very low - can be completed with little to no City resources.	Very low- action will NOT present any additional costs to the community.	Net cost savings (positive ROI).

Feasibility		
	City's role (i.e., level of control)	Regulatory, political, technological constraints
1	Very low - City's role would be largely as advocate (i.e., action led by external implementing entity).	Very low - action currently UNVIABLE given current regulations, politics, and/or technologies.
2	City would be voluntary partner with implementing entity.	Low - action LIKELY to encounter challenges given current regulations, politics, and/or technologies.
3	Moderate - City would be official partner (e.g., MOU) with implementing entity.	Moderate- action MAY encounter challenges given current regulations, politics, and/or technologies.
4	High - City would be funder of implementing entity.	High - action UNLIKELY to encounter challenges given current regulations, politics, and/or technologies.
5	Very high - City would be implementor or regulator.	Very high - no challenges anticipated given current regulations, politics, and/or technologies.

Level of Support		
	Resident support/agreement	Business & external partner support/agreement
1	Very low - MOST residents STRONGLY OPPOSE the action.	Very low - MOST business/external partners STRONGLY OPPOSE the action.
2	Low - SOME residents STRONGLY OPPOSE the action.	Low - SOME business/external partners STRONGLY OPPOSE the action.
3	Moderate - SOME residents OPPOSE the action.	Moderate - SOME businesses/external partners OPPOSE the action.
4	High - SUPPORT within the resident community.	High - SUPPORT among businesses/external partners.
5	Very high - residents STRONGLY SUPPORT the action.	Very high - businesses & external partners STRONGLY SUPPORT the action.

Equity			
	Addresses vulnerable/marginalized populations?	Reduces vulnerability? Fair?	Distribution of benefits

Equity			
1	Very low - action will DEFINITELY NEGATIVELY affect vulnerable/marginalized populations.	Very low - action will DEFINITELY INCREASE vulnerability for ALL and is UNFAIR to ALL.	Very low - ALL benefits and costs are accruing to different sectors of the community.
2	Low - action MAY NEGATIVELY affect vulnerable/marginalized populations.	Low - action DEFINITELY INCREASES vulnerability for SOME and is UNFAIR to SOME.	Low - SOME benefits and costs are accruing to different sectors of the community.
3	Moderate/Neutral - action DOES NOT HARM NOR BENEFIT vulnerable/marginalized populations.	Moderate/Neutral - action DOES NOT AFFECT VULNERABILITY or FAIRNESS.	Moderate/neutral - action DOES NOT AFFECT distribution of benefits and costs in the community.
4	High - action MAY BENEFIT vulnerable/marginalized populations.	High - action DEFINITELY REDUCES vulnerability for SOME and is FAIR to SOME.	High - MOST benefits are accruing to the sectors of the community that are bearing the costs of the action and may be accruing to other sectors of the community as well.
5	Very high - action will DEFINITELY BENEFIT vulnerable/marginalized populations.	Very high - action will DEFINITELY REDUCE vulnerability for ALL and is FAIR to ALL.	Very high - ALL benefits are accruing to the sectors of the community that are bearing the costs and may also benefit other sectors of the community.

Co-benefits	
Advances high priority co-benefits? (e.g., improved public health, job creation, habitats & ecosystems, resiliency, mobility & transportation)	
1	Very low - action does not advance ANY high priority co-benefits.
2	Low - action may INDIRECTLY advance ONE OR TWO high priority co-benefits.
3	Moderate - action DIRECTLY addresses ONE high priority co-benefit.
4	High - action DIRECTLY addresses TWO OR THREE high priority co-benefits.
5	Very high - DIRECTLY addresses FOUR OR FIVE high priority co-benefits.

Buildings & Energy

Goal

Reduce GHG emissions from buildings and associated energy consumption and increase buildings and energy resilience.

Completed/Ongoing Actions

ID	Action	Action Description
	Green Building Code	Continue to implement the Municipal Code, including Chapter 17.50 Green Building which is intended to create a more sustainable community by incorporating green building measures into the design, construction, and maintenance of buildings

Strategy 1: Advance the decarbonization of buildings.

Shift to electric fuels in all new and existing buildings to achieve zero-net carbon buildings.

High Priority Actions

ID	Action	Action Description							Priority Score
1001	All-electric reach code	Adopt an all-electric building reach code for new construction that limits the development of new gas infrastructure where economically feasible. Ensure solutions are equitably tailored to different building, ownership, and use types.	4.5	4.3	4.5	3.0	3.7	4.0	4.2
1164	Existing Building Electrification Plan	Develop an Existing Building Electrification Plan to advance electrification of existing residential and non-residential buildings. Include regulatory, incentive, and outreach approaches for converting from natural gas and propane to clean electricity. As a part of this effort: <ul style="list-style-type: none"> Conduct an existing building electrification analysis to identify areas of opportunities, building types, and prerequisites needed to make electrification cost-effective in the community. Work with EBCE to identify critical municipal facilities where solar/storage systems will be the most effective. Use a phased approach that focuses first on municipal buildings, community education, and voluntary communication action, then becomes mandatory over time. Leverage partnerships to provide financial incentives for existing residential and commercial building electrification, such as EBCE’s Resilient Home program. As part of the Electrification Plan consider the following:	3.5	4.3	5.0	3.0	3.0	4.0	4.0

ID	Action	Action Description							Priority Score
		<ul style="list-style-type: none"> Disclosures for permitting to improve compliance, electric panel upgrades, and electrification upon replacement. Consider limiting approval of permits for new natural gas HVAC and/or hot water heaters upon replacement. Local policies that incentivize electrical panels upgrades that prepare buildings for full electrification, such as streamlined permitting. Adopting an electrification ordinance for existing buildings, implemented through the building permit process, to transition natural gas to electric. 							
1004	Electrification outreach	Continue to conduct education, outreach, and promote financial incentives on commercial and residential energy efficiency and electrification.	2.5	3.7	5.0	5.0	3.0	3.0	3.6
1167	LEED certification for new construction	Modify the Municipal Code to require “covered commercial projects” (within the Green Building Chapter of the Municipal Code to qualify for LEED silver certification.	3.5	3.7	4.5	3.0	3.0	3.0	3.6
1171	Hot water heater outreach and education	Conduct education and outreach on hot water heater replacements, including promoting financial incentives from EBCE and BayREN.	2.5	3.7	5.0	5.0	3.0	3.0	3.6







Low Priority Actions

ID	Action	Action Description							Priority Score
1166	Regional electricity grid improvements	Work with EBCE and regional municipalities to develop a plan for a robust regional electrical grid that minimizes the risk of power outages and demand for diesel or gas generators. Opportunities may include a utility scale solar farm and small-scale solar with storage	2.5	4.0	3.5	5.0	3.0	4.0	3.5
1170	Low-carbon backup generation	Develop incentives and promote the use of lower-carbon fuel sources for backup generation.	2.0	3.7	4.0	4.5	3.0	4.0	3.4
1144	Refrigerant management in existing buildings	Pilot retrofit and financing mechanisms to improve refrigerant management in existing construction. Substantial emissions reductions could be achieved through the adoption of practices to avoid leaks from refrigerants and destroying refrigerants at end of life, both after the adoption of HFC-alternatives.	1.0	3.7	3.5	3.0	3.0	2.0	2.7
1169	Refrigerant management in new construction	Require that all new construction utilize the lowest GWP refrigerants available for equipment and systems.	1.5	2.0	4.0	3.0	3.0	2.0	2.5







Strategy 2: Improve energy consumption & efficiency.

Manage energy demand and improve energy efficiency in all sectors to reduce greenhouse gas emissions.

High Priority Actions

ID	Action	Action Description							Priority Score
1013	Revolving loan fund	Establish a revolving loan fund for home performance audits and system upgrades, prioritizing funding to those in vulnerable communities.	3.5	4.0	4.5	5.0	3.7	3.0	3.9
1217	Modify Municipal Code definition of covered projects	Modify the Municipal Code to expand the definition of “covered projects” (within the Green Building Chapter of the Municipal Code) to cover all new commercial buildings, commercial project renovations greater than 10,000 square-feet, and all new residential homes.	3.0	4.7	5.0	4.0	3.0	2.0	3.8
1176	Community energy efficiency upgrades	Promote use of energy efficiency improvements (e.g., window upgrades, LED lighting) across the community through incentives, partnerships, and/or education and outreach. Focus outreach and resources on households and businesses in vulnerable communities.	2.0	4.3	5.0	5.0	3.3	3.0	3.7

Low Priority Actions

ID	Action	Action Description							Priority Score
1008	Conduct municipal energy retrofits	Conduct energy retrofits of existing City facilities and equipment.	2.0	3.7	4.5	5.0	3.0	3.0	3.4
1014	Passive lighting	Promote use of solar tubes, skylights and other daylighting systems through incentives, partnerships, and/or education and outreach with contractors.	1.0	4.0	5.0	4.5	3.0	2.0	3.2
1160	State Building Energy Disclosure Program	Implement the State Building Energy Disclosure Program by conducting outreach to large building owners (i.e., >50,000 sq. ft.) on the requirements of AB 802 and incentivizing voluntary disclosure for residential buildings.	2.0	4.0	4.0	3.0	3.0	2.0	3.1
1177	Energy benchmarking for new construction	Require energy benchmarking for new construction to compare the energy performance of buildings over time and across the City to inform and motivate performance improvement.	2.5	3.0	4.0	2.5	2.7	2.0	2.9

Strategy 3: Expand renewables

Maximize renewable energy generation and storage capacity.

High Priority Actions

ID	Action	Action Description							Priority Score
1119	Maintain zero-emissions energy as default EBCE choice	Maintain a default EBCE choice for the community that ensures the community is receiving zero-emission energy.	4.5	3.3	5.0	3.5	2.3	2.0	3.7
1175	Maintain highest EBCE choice for municipal operations	Maintain the highest renewable energy choice as the default for all municipal facilities, including opportunities to secure Power Purchase Agreements with other EBCE jurisdictions.	3.5	2.7	5.0	5.0	3.0	4.0	3.7
1167	LEED certification for new construction	Modify the Municipal Code Section 17.50.040 to require covered commercial projects over 10,000 square-feet to have LEED silver certification.	3.5	3.7	4.5	3.0	3.0	3.0	3.6
1173	Municipal solar panels	Install solar panels and storage at parking lots, parks, library, senior centers, and other municipal buildings.	2.5	4.0	3.5	5.0	3.0	4.0	3.5

Low Priority Actions

ID	Action	Action Description							Priority Score
1020	Streamline permitting of energy storage systems	Streamline permitting for implementation for energy storage infrastructure.	1.5	4.0	5.0	5.0	3.0	3.0	3.5
1163	Require solar on new construction	Modify the Municipal Code “covered commercial projects” (within the Green Building Chapter of the Municipal Code) to include solar installation that covers the power needs of the new development.	3.0	2.3	4.0	3.5	3.0	3.0	3.1
1022	Parking lot solar panels for EVs	Install solar panels at public parking lots to support EV charging stations.	2.0	3.3	3.5	4.0	3.0	2.0	2.9

Materials & Consumption

Goal

Reduce GHG emissions from materials management and consumption.







Ongoing/Completed Actions

ID	Action	Action Description
1124	Local purchasing	Promote local purchasing for businesses and residents to support local vendors, services, and stores and to reduce GHG emissions from commerce-related transportation and food production and distribution.







Strategy 1. Increase waste diversion.

Increase waste diversion from landfills and optimize collection and disposal systems to minimize greenhouse gas emissions.

High Priority Actions

ID	Action	Action Description							Priority Score
1043	Food recovery program	Establish a robust food recovery program to reduce edible food waste, support community members, and protect against disruptions, including working with food rescue organizations and commercial kitchens. Conduct a baseline assessment of edible food waste and capacity analysis of existing organizations (as required by SB1383).	2.0	4.0	4.0	4.0	4.3	3.0	3.4

Low Priority Actions

ID	Action	Action Description							Priority Score
1041	Waste recovery implementation plan	Develop a SB 1383 waste recovery implementation plan to work toward zero landfill emissions. Collaborate with regional partners like StopWaste, waste haulers, food recovery organizations, and neighboring cities to establish a regional approach to SB 1383 compliance.	2.5	3.7	3.5	3.5	3.7	3.0	3.3
1106	Comply with state waste ordinances	Comply with state solid waste ordinances, including AB1826, AB341, and SB1383.	3.0	3.0	4.0	3.0	3.7	2.0	3.2
1194	Single use plastic reduction	Continue to explore viable paths to reduce single use plastic, and/or viable and environmentally sound recycling, composting, or incineration of plastics.	1.0	4.3	5.0	5.0	3.0	1.0	3.2

ID	Action	Action Description							Priority Score
1042	Special event waste diversion policy	Update the Municipal Code to require large and special events producers to require that all third-party vendors provide and utilize compostable and/or reusable food service items to serve 50 or more people, provide recycling and composting infrastructure, and plan and divert waste from landfill after the event.	2.5	3.3	4.0	3.0	2.7	2.0	3.0
1193	Recycling & composting outreach	Work with Pleasanton Garbage Service to improve education and outreach around recycling and composting.	1.5	4.0	3.5	5.0	3.0	1.0	3.0
1045	School and NGO funding and technical assistance	Partner with StopWaste and/or haulers to expand funding and technical assistance to non-profit organizations, schools and other entities to increase waste diversion.	1.5	3.7	3.5	4.0	3.0	1.0	2.8
1121	Promote StopWaste programs for businesses	Work with StopWaste to promote participation in waste reduction and reusable programs (e.g., StopWaste Use Reusables), for businesses to incorporate more sustainable waste practices.	1.0	4.0	3.5	4.0	2.7	1.0	2.7
1044	Reduce single-use packaging waste	Work with StopWaste to support the development of local infrastructure that enables greater adoption of reusables for dine-in restaurants and sustainable takeout foodware. This could include funding a Rethink Disposables program that reduces single-use disposables of foodservice ware at businesses.	1.0	3.7	3.5	4.0	2.7	1.0	2.6
1195	County composting facility	Work with the County and local jurisdictions to construct a composting facility in the County.	1.5	3.3	3.5	3.0	2.3	1.0	2.5

Strategy 2. Enhance sustainable consumption.

Enhance sustainable and accessible production and reduce consumption to minimize greenhouse gas emissions.







High Priority Actions

ID	Action	Action Description							Priority Score
1047	Environmentally preferable purchasing policy	Adopt an Environmentally Preferable Purchasing Policy. Include alternatives for the most carbon-intensive materials that the City purchases, such as building materials (e.g., concrete, metals, etc.).	3.5	4.0	4.5	4.0	3.0	1.0	3.6
1126	Collaborative consumption projects	Use mini-grant programs to support “collaborative consumption” community projects like tool libraries and repair cafes.	2.5	4.3	5.0	4.0	3.3	2.0	3.6

ID	Action	Action Description							Priority Score
1127	Collaborative consumption education and outreach campaign	Work with local and regional partners to conduct a public education and outreach campaign around local options for tool-lending libraries, car share, swap events, service websites, and exchange websites like Facebook’s Buy Nothing groups. Explore potential for onsite community partnership programming to teach repair skills and promote local repair businesses	2.0	4.3	5.0	4.0	3.7	2.0	3.6
1130	CalFresh, WIC & Senior FMNP expansion	Expand ability to use CalFresh, Women, Infants, and Children (WIC), and WIC and Senior Farmers Market Nutrition Program (FMNP) benefits for Community Supported Agriculture (CSAs) and farmers markets by working with CSAs to allow these funding sources and increasing MarketMatch at the Pleasanton Farmers Market.	2.5	4.7	4.5	3.0	4.3	4.0	3.6
1137	Job training for repairs	Partner with local organizations to support job training for repair of common tools and equipment.	1.5	4.3	5.0	4.5	3.3	3.0	3.5

Low Priority Actions

ID	Action	Action Description							Priority Score
1138	Repair industry	Include the repair industry in economic development strategies and use economic development tools such as grants, tax exemptions, and consumer incentives to help them stay in the community and not be “pushed out” by more lucrative industries.	1.5	4.3	5.0	4.5	3.3	3.0	3.5
1123	Circular economy education campaign	Educate residents and consumers on consumption-based emissions impacts and the circular economy.	2.5	3.7	5.0	4.0	3.0	2.0	3.4
1155	Updated C&D debris ordinance	Review and update Ordinance 1992 (Construction & Demolition Debris) to further promote deconstruction and recycling.	4.0	3.7	3.5	3.5	2.3	2.0	3.4
1048	Low impact business development	Partner with existing businesses to develop materials and incentives to reduce their carbon footprint (e.g., transit subsidies, Environmentally Preferable Purchasing Program toolkits, and climate action grant programs).	2.5	3.7	4.5	4.0	2.7	2.0	3.3
1128	Locally produced food	Expand and encourage public community gardens, urban agriculture, and community supported agriculture (CSA). For example, expand the Pleasanton Community Garden, establish additional community garden(s), promote programs to teach residents how to garden, and feature CSAs in City newsletters.	2.0	4.3	2.5	4.5	3.3	4.0	3.3
1156	Municipal facility deconstruction	Lead by example: Deconstruct municipal facilities that would normally be demolished, and document as a case study to show how the environmental benefit contributes to sustainability goals and CAP 2.0.	3.0	3.3	4.0	3.0	3.0	3.0	3.3

ID	Action	Action Description							Priority Score
1157	New construction designed for disassembly	Lead by example: Construct new municipal facilities using Designs for Disassembly, which is a suite of principles that allow building components to be extracted from buildings in a reusable form.	3.0	3.3	4.0	3.5	3.0	3.0	3.3
1161	Product lifecycle policy for Municipal projects	Adopt a City policy that requires a total cost of ownership and life-cycle analysis of greenhouse gas impacts in Municipal project requests for proposals.	3.5	3.7	4.0	3.5	3.0	1.0	3.3
1197	Sustainable packaging education campaign	Educate residents and consumers on sustainable packaging techniques and methods to reduce consumption-related waste.	2.0	4.0	5.0	4.0	3.0	1.0	3.3
1198	Embodied carbon reduction plan	Develop an Embodied Carbon Reduction Plan to reduce the carbon content of materials. Include policy, regulatory, incentive, and outreach approaches. This Plan should consider: <ul style="list-style-type: none"> • Whole building lifecycle analysis for new construction and incentives for achieving reductions (formerly Action 1142) • Partnerships to promote low-carbon products (formerly Action 1139) • Encourage carbon-smart and recycled building materials (formerly Action 1129) • Introduce a low-carbon concrete ordinance to enable recycled pavement/waste streams (formerly Action 1158) • Education campaigns and resources (formerly Actions 1140 and 1141) 	2.5	4.0	4.0	3.5	3.0	1.0	3.2
1125	Eco-industrial development	Work with regional partners to promote eco-industrial development in the area, in which a waste stream from one firm becomes the raw material for another, thus minimizing the use of raw materials.	3.0	3.7	2.5	4.0	2.3	2.0	3.0
1196	Advocate for recycling buyback centers	Conduct advocacy to state legislators about re-opening recycling buyback centers.	1.0	4.3	2.5	4.0	3.0	2.0	2.7

Natural Systems

Goal

Foster resilient natural landscapes and optimize local carbon sequestration.







Ongoing/Completed Actions

ID	Action	Action Description
1149	Integrated Pest Management	Provide resources and clear policy for utilizing Integrated Pest Management (IPM) practices on City properties.

Strategy 1: Increase land carbon sequestration.

Improve natural lands and systems, including trees and soil, to increase the potential to store and sequester carbon.

High Priority Actions

ID	Action	Action Description							Priority Score
1202	Modify municipal landscape management practices	Modify municipal landscape management practices including: <ul style="list-style-type: none"> Replace synthetic nitrogen fertilizer with soil amendments such as manure or other organic by-products (e.g., compost and mulch) on city-owned properties to increase carbon sequestration potential, increase drought- and flood-resistance of soil and further SB 1383 compliance. Improve organic nutrient management by managing the amount, source, placement, and timing of plant nutrients and soil amendments in City parks, green spaces, and natural areas. Eliminate the use of toxic pesticides and herbicides. 	2.5	4.7	5.0	4.5	3.0	4.0	3.9
1150	Develop Urban Forest Master Plan	Develop an Urban Forest Master Plan that includes best practices for tree health and maintenance and reevaluates community tree regulations to protect existing canopy and to ensure trees are replanted with a "right sized tree" with sufficient tree well and/or rooting volume.	2.0	4.0	5.0	3.0	4.7	5.0	3.8
1051	City-wide tree planting program	Implement a city-wide tree planting education and incentive program, with a focus on resilient shade trees in areas with high vulnerability and low canopy cover. Ensure proper space considerations are given to support tree well and rooting volume.	2.5	4.0	5.0	4.0	4.0	4.0	3.8

1219	City property carbon sequestration	Identify and implement carbon sequestration projects on City property where feasible (e.g., soil at City parks).	3.0	3.7	4.5	4.0	3.3	4.0	3.7
-------------	---	--	-----	-----	-----	-----	-----	-----	------------

Low Priority Actions

ID	Action	Action Description							Priority Score
1050	Carbon sequestration projects on private property	Encourage composting on private lands to increase carbon sequestration potential, increase drought and flood-resistance of soil, and further SB 1383 compliance. Strategies may include: <ul style="list-style-type: none"> • Subsidizing the cost of compost. • Increasing awareness through education campaigns. • Requiring the use of compost in new landscape projects. 	2.5	3.0	4.0	3.0	3.0	4.0	3.2
1201	Track carbon sequestration	As part of the GHG emissions inventory process, develop carbon accounting to track and measure the amount of carbon stored and/or sequestered in Pleasanton.	2.5	3.7	4.0	4.0	3.0	2.0	3.2
1220	Carbon sequestration research	Work with regional partners (e.g., StopWaste) and neighboring jurisdictions to develop methods to track carbon sequestration in the urban landscape. Stay apprised of leading research and technological advancements available to mechanically capture carbon.	2.5	4.0	3.5	4.0	3.0	2.0	3.2

Strategy 2: Improve ecosystem resilience.

Increase the resilience of natural lands and systems to prepare for future climate impacts.

High Priority Actions

ID	Action	Action Description							Priority Score
1145	Native plantings	Require native, drought-tolerant plantings in future development projects where new landscaping is proposed.	4.5	4.0	5.0	2.5	3.0	3.0	4.0
1208	Adopt new tree guidelines	Establish improved guidelines for City trees to ensure they prioritize native, drought-tolerant, and carbon sequestering species.	4.0	4.7	5.0	3.0	3.0	2.0	4.0
1207	Sustainable land management education	Encourage lawn conversion, rainwater harvesting, and improved home landscape design through education.	3.0	4.7	5.0	4.0	3.0	2.0	3.8

ID	Action	Action Description							Priority Score
1099	Restore and conserve native grassland, rangeland, and riparian habitats	Identify, restore, and conserve native grassland, rangeland habitat, and riparian habitat, such as conserving woodland riparian habitat areas and habitat near canals and streams, to mitigate flooding risk and to improve water quality. Expand creek conservation and advocacy programs through collaboration with Zone 7, Living Arroyos, and/or the Watershed Project.	3.5	3.3	4.5	4.0	3.0	4.0	3.7

Low Priority Actions

ID	Action	Action Description							Priority Score
1148	Ecosystem health on City property	Assess the health of natural systems and trees on City property, including parks and rights-of-way. Support Zone 7's assessment of natural systems on their property as needed. Develop goals and restoration strategies to improve habitat quality, tree canopy cover, and provide sufficient soil rooting volume for trees.	2.5	3.7	5.0	3.0	4.0	4.0	3.6
1204	Community conservation programs	Develop a Library and Recreation program dedicated to conservation and stewardship projects for different age groups.	2.0	4.0	5.0	3.5	3.0	3.0	3.5
1100	Invasive species outreach	Partner with community programs and organizations, such as Living Arroyos, to identify, monitor, and remove invasive species and plants.	3.5	2.3	5.0	2.0	3.3	3.0	3.4
1146	Habitat restoration for new development	Require private development to address habitat restoration issues onsite before development and explore options for enhanced requirements. This could include requiring new development to be visually compatible with the character of surrounding areas, and, where feasible, restore and enhance degraded areas adjacent to the property.	2.5	3.7	4.5	3.0	3.0	2.0	3.3
1205	Increase littering fines	Increase fines for littering (e.g., dog litter) on trails, creeks, and parks.	2.0	3.7	4.0	4.0	3.3	2.0	3.2
1206	Construct wildlife crossings	Construct wildlife crossings around perimeters of City to allow local wildlife to cross roadways safely.	2.0	3.3	4.5	3.5	3.0	3.0	3.2

Water Resources

Goal

Conserve and prepare community water resources for a changing climate.







Ongoing/Completed Actions

ID	Action	Action Description
1132	Smart water meter installation	Continue to expand installation of smart water meters.
1133	Water Conservation Program	Continue to promote City's Water Conservation Program including rebates, workshops, and outreach
1147	Drought-tolerant landscaping	Continue to provide incentives/rebates for native and drought-tolerant residential and commercial landscaping and removal of grass turfs/lawns. <i>City of Pleasanton and Zone 7 both have rebate programs currently.</i>

Strategy 1: Improve water supply & conservation.

Improve water infrastructure and expand water reuse to reduce community-wide water consumption.

High Priority Actions

ID	Action	Action Description							Priority Score
1134	Recycled water education	Educate residents and consumers on the use and benefits of recycled water.	2.5	4.0	5.0	5.0	3.0	3.0	3.7
1087	Water fixture retrofits	Develop incentives and direct install programs to retrofit inefficient water fixtures in existing properties.	2.5	3.3	5.0	5.0	3.0	3.0	3.6
1094	Diversify water portfolio	Diversify water supply portfolio and expand current sources (e.g., purple pipe expansion and recycled water).	4.0	3.0	3.0	5.0	3.0	3.0	3.5
1200	Improve water quality & supply	Work with Zone 7 Water Agency to continue to monitor and address PFAS in water supply, and study water supply diversification.	2.5	4.0	4.0	5.0	3.0	3.0	3.5

Low Priority Actions

ID	Action	Action Description							Priority Score
1105	Adopt water-efficient landscaping ordinances	Update the Municipal Code to require native/water-efficient landscaping on new development that exceeds state standards.	3.0	3.3	5.0	3.0	3.0	3.0	3.5
1090	Rain water harvesting	Implement rain harvesting program that provides equipment and education.	2.5	4.3	3.5	5.0	3.0	2.0	3.4

Strategy 2: Improve stormwater resilience.

Increase the resilience of stormwater infrastructure to prepare for changes to flow and quality.

High Priority Actions

ID	Action	Action Description							Priority Score
1092	Stormwater runoff reuse	Investigate the feasibility of using stormwater runoff, if all water quality measures are in place, for irrigation and groundwater recharge.	2.0	4.0	4.5	5.0	3.0	4.0	3.6
1098	Stormwater infrastructure sizing	Ensure that future grey and green stormwater infrastructure and retrofits are adequately sized to be able to handle future flows and storms due to climate change.	2.0	3.7	5.0	5.0	3.0	4.0	3.6
1136	Green Stormwater Infrastructure Plan	Develop a Green Stormwater Infrastructure Plan to ensure a sustainable approach for managing stormwater runoff. The plan should include actions to replace traditional grey infrastructure with bioretention areas, green roofs, pervious pavement, and rainwater catchment. Plan should include the following: <ul style="list-style-type: none"> • Exploration of opportunities to retrofit or integrate green infrastructure into existing and new City facilities. • Incorporation of green infrastructure and stormwater management with infrastructure projects. 	2.0	3.7	5.0	5.0	3.0	4.0	3.6

Low Priority Actions

ID	Action	Action Description							Priority Score
1199	Require on-site stormwater management	Update the Municipal Code to require new developments to have on-site stormwater management and minimal hardscape.	3.0	3.3	4.5	2.0	2.7	4.0	3.4

Transportation & Land Use

Goal

Reduce GHG emissions from transportation and enhance community mobility.

Ongoing/Completed Actions







ID	Action	Action Description
	Trails Master Plan	Continue to implement the Trails Master Plan.
	Bicycle & Pedestrian Master Plan	Continue to implement the Bicycle & Pedestrian Master Plan. As part of the Plan, provide educational opportunities for residents about bike/pedestrian safety
1077	Regional transit support	Continue working with regional partners to support the Valley Link project.
1110	Streamline EV permitting	Continue to streamline EV charging permitting requirements.

Strategy 1: Advance vehicle decarbonization.







Transition vehicles to electric alternatives to reduce greenhouse gas emissions.

High Priority Actions

ID	Action	Action Description							Priority Score
1056	Create a ZEV Infrastructure Plan	Review existing alternative fuels infrastructure to identify gaps and develop a Zero Emissions Vehicle (ZEV) Infrastructure Plan that strategically expands EV and other zero emissions fueling infrastructure throughout the community. The plan should include, among other strategies: <ul style="list-style-type: none"> • Expansion of publicly available EV infrastructure. • Installation of EV chargers on municipal properties, including parks. • Requirements for new residential properties to be EV-ready and/or include installation of EV chargers. • Collaboration with existing gas stations to install EV and alternative low carbon fueling stations. • Partnership with EBCE and other organizations. • Providing alternative financial models for publicly owned EV charging, including sliding scales and an EBT card features. 	4.5	3.3	5.0	4.0	3.0	2.0	3.9
1112	Private vehicle electrification	Identify grant funds to help replace private vehicles with zero emission vehicles, with a focus on supporting EV purchases for low-income demographics.	3.5	4.3	4.0	4.0	4.0	3.0	3.9

ID	Action	Action Description							Priority Score
1057	Electrification of municipal fleet	Collaborate with East Bay Community Energy to Adopt develop a municipal fleet electrification plan to guide fleet transition to all-electric in the coming decade.	2.5	4.7	5.0	4.0	3.0	2.0	3.7







Low Priority Actions

ID	Action	Action Description							Priority Score
1188	Prohibit development of new gas stations	Update the Municipal Code to prohibit the development of new gas stations. Exceptions may be included for gas stations which include both electric vehicle and hydrogen fueling options.	3.5	4.3	4.0	3.0	3.0	3.0	3.7
1060	Require low-carbon vehicles & equipment for construction projects	Require construction projects to comply with BAAQMD best management practices, including alternative-fueled vehicles and equipment.	3.0	3.3	5.0	3.5	3.7	2.0	3.5
1187	Apartment & condo EV charging	Modify the Municipal Code Section requiring new apartment and condo complexes include electric vehicle charging.	3.5	3.7	5.0	3.0	2.3	2.0	3.5
1111	Preferential parking for EVs	Provide parking for electric vehicles only in some existing preferential right-of-way parking spaces downtown.	3.0	3.7	5.0	3.0	2.0	2.0	3.4
1190	Municipal small-engine electrification	Require City operations to transition to all-electric landscaping equipment.	2.5	4.3	4.0	4.0	3.0	2.0	3.4
1115	Small-engine electrification	Provide incentives to the community to purchase all-electric small-engine equipment (e.g., lawn mowers, leaf blowers). Continue to investigate opportunities to incorporate all-electric small equipment in large scale commercial projects.	1.5	3.7	4.5	4.5	3.0	3.0	3.2
1108	Heavy duty electric trucks	Support EBCE and other regional efforts to transition heavy duty trucks to electric.	2.0	4.0	2.0	4.0	3.7	2.0	2.9

Strategy 2: Advance active, shared, & public transportation.

Enhance and maintain a safe, convenient, and effective system for sustainable transportation modes (e.g., pedestrians, bicyclist, transit).

High Priority Actions

ID	Action	Action Description							Priority Score
1062	Business-focused TDM program	Collaborate with employers to provide incentives as part of transportation demand management (TDM) programs to encourage alternative modes of travel and reduce single-occupant vehicle use, consistent with the Bicycle & Pedestrian Master Plan Recommended Program 6.4.2 (1).	3.5	4.7	5.0	4.0	4.7	3.0	4.2
1064	Complete streets expansion	Support and track progress towards the expansion of the complete streets network as directed in the Bicycle & Pedestrian Master Plan, with a focus on designated and protected bike lanes to parks and schools. Report progress indicators such as new bike lanes and bike racks installed in CAP.	4.5	3.3	5.0	4.0	4.3	4.0	4.2
1065	Curb management program	Research and develop a curb management program that prioritizes carbon reduction. Elements of the program would include: <ul style="list-style-type: none"> • Establishing designated rideshare and third-party carpooling parking, and loading/unloading delivery zones. • Incentivizing carsharing programs. • Integrating scooter and bike share docks, bike parking, autonomous vehicle loading zones, and green infrastructure. • Facilitating partnerships to explore methods to reduce delivery trips, prioritize bicycle delivery and smaller vehicles. • Increasing access to bikes through expanded bicycle rentals and rebates. 	4.0	4.7	4.0	3.5	4.0	4.0	4.1
1082	Trails network expansion	Encourage development project amenities, when amenities are required, to include contribution of funds or land to further the trails network as outlined in the Trails Master Plan, with a focus on closing trail network gaps.	4.0	4.3	5.0	4.5	3.0	2.0	4.0
1078	Workplace bike amenities	Update the Municipal Code to require showers, lockers, changing areas, bike parking, and protected bicycle storage for new commercial developments of a certain size, consistent with the Bicycle & Pedestrian Mater Plan recommended programs 6.4.2 (2) and 6.6.2. (1).	4.0	3.7	5.0	3.5	3.0	2.0	3.8
1080	Bike storage incentive program	Create a citywide bicycle rack request program that receives requests from businesses and residents to install bicycle racks free of charge on public property adjacent to business properties, consistent with the Bicycle & Pedestrian Master Plan recommended policy 4-2. Maintain an inventory of installed bicycle racks.	3.0	4.0	5.0	4.0	3.0	3.0	3.8

ID	Action	Action Description							Priority Score
1079	Required bike parking at MF/Comm developments	Modify the Municipal Code Section 17.50.040 requiring commercial, mixed use, and multi-family projects install bicycle parking.	4.0	3.7	5.0	3.5	3.0	1.0	3.7

Low Priority Actions

ID	Action	Action Description							Priority Score
1070	City information resources	Partner with the County to develop and promote resources that provide residents with transportation alternatives that reduce motor vehicle emissions for planned events, concerts, festivals, and conventions.	2.5	4.0	4.0	5.0	4.7	3.0	3.7
1071	Designated motorcycle/scooter parking	Provide designated motorcycle and scooter parking downtown to accommodate additional non-SOV modes.	3.0	4.0	5.0	3.5	3.0	3.0	3.7
1067	Neighborhood telecommuting centers	Create incentive program(s) that encourage the development of neighborhood telecommuting centers.	3.5	3.7	4.5	4.0	3.3	2.0	3.6
1180	Increase transit ridership	Partner with transit agencies (e.g., BART, ACE, and LAVTA) to improve access to transit, by providing seamless transitions between transit facilities and the public right-of-way and bicycle network and providing secure bicycle parking at transit stations and major bus stops (e.g., BART to Main Street).	4.0	3.7	3.0	4.0	3.7	2.0	3.5
1183	Improvements to VMT and TDM programs	Track progress over time through TDM modeling and traffic counts to comply with SB 743. Identify opportunities to align implementation of new VMT-reduction technologies and projects with SB 743 requirements.	3.0	3.7	5.0	4.0	3.0	1.0	3.5
1218	Transit access & mobility	Work with transit partners to enhance transit access and mobility across the city, with an emphasis on ensuring sufficient transit connections to higher-density areas and areas with currently low or limited access, to improve non-single occupancy vehicle (SOV) mobility.	4.0	3.3	3.5	4.0	4.0	2.0	3.5
1178	Anti-idling campaign for schools	Partner with the California Air District on the anti-idle campaign and work with schools to reduce idling.	2.5	4.0	3.5	4.0	3.3	2.0	3.3
1184	VMT reduction study for K-12 activities	Explore opportunities to reduce VMT related to K-12 curricular and extra-curricular activities.	2.0	4.0	4.5	4.0	3.0	2.0	3.3
1069	Transportation idling policy	Adopt a policy to prevent engine idling which may include restricting offroad equipment idling and limiting idling in parking lots (e.g., drive-thrus) where feasible.	2.5	4.3	3.0	4.0	3.0	2.0	3.2

ID	Action	Action Description							Priority Score
1114	Ride hailing tax	Work with the State to put a tax on Uber/Lyft that provides funding for bike and pedestrian programs.	3.5	2.7	2.5	3.0	2.3	2.0	2.8

Strategy 3: Advance sustainable land use.

Promote density through advanced land use planning that reduces emissions and passenger vehicle miles traveled (VMT).

High Priority Actions

ID	Action	Action Description							Priority Score
1159	Shared parking ordinance	Update the Municipal Code to expand provision 18.88.060 to allows businesses in all zoning districts to offset parking count needs for “discrete uses” e.g., if businesses have differing operational hours.	4.5	4.7	5.0	4.0	3.0	2.0	4.2
1107	Adopt CALGreen development tiers	Revise the current Green Building policy in order to adopt Tier 1 CALGreen standards for new construction.	4.0	4.0	5.0	3.5	2.7	2.0	3.8

Low Priority Actions

ID	Action	Action Description							Priority Score
1086	Promote LEED Neighborhood Development	Promote use of LEED for Neighborhood Development (LEED ND). Mechanisms may include promoting development as an incentive for developers seeking better market appeal and municipal support, for municipal leaders looking to create tax and zoning incentives, or for community members trying to assess a new development.	3.0	3.7	5.0	4.0	3.0	2.0	3.6

Community Resilience & Wellbeing

Goal

Prepare for climate and non-climate emergencies and institutionalize climate change considerations across City and community decision-making.







Ongoing/Completed Actions

ID	Action	Action Description
1025	School climate action planning	Continue to partner with, such as providing funding and staff capacity, and support activities of the climate action groups at schools, including connecting them to resources from GoGreen Initiative, StopWaste, and CA Youth Energy Services.
1036	Flood-resistant codes & design	Continue to implement applicable building codes, such as the CA Building Code Section 1612 on FEMA Flood Insurance Requirements, to require flood-resistant design in flood-prone and flash-storm-prone areas, including minimum building elevation standards for new development.
1102	Access to green spaces	Continue to partner with local organizations to increase awareness of and access to green spaces and outdoor recreation for all residents.

Strategy 1: Improve community resilience.

Increase community capacity and awareness of climate change risks and impacts.

High Priority Actions

ID	Action	Action Description							Priority Score
1026	Neighborhood resilience hubs	Fund and support the development of community facilities to serve as neighborhood resilience hubs to support residents and coordinate resource distribution and services before/during/after natural hazards and extreme events. Potential locations include schools, city buildings, other public buildings, and multi-purpose rooms.	5.0	2.7	5.0	5.0	4.0	4.0	4.2
1035	Community cooling centers	Inventory, identify, and maintain adequate and accessible cooling centers for extreme heat. Work with the county to ensure sufficient notification systems are in place to notify residents of extreme heat events and available transportation routes to these cooling centers. Potential locations include schools, city buildings, other public buildings, and multi-purpose rooms.	3.5	3.3	5.0	5.0	4.0	4.0	4.0
1038	Critical facility relocation	Identify and consider relocation opportunities for critical facilities that are exposed to future climate threats.	5.0	2.7	4.5	3.5	4.0	4.0	4.0
1096	Wildfires and wildland-urban	Leverage existing outreach and education campaigns, such as CAL FIRE or Firewise, to increase awareness of residential homeowner actions to reduce	3.0	4.3	4.5	4.0	4.3	3.0	3.9

	interface awareness	and mitigate wildfire risk (e.g., create defensible space, reducing fuel loads, cleaning out rain gutters of leaves).							
--	----------------------------	---	--	--	--	--	--	--	--

Low Priority Actions

ID	Action	Action Description							Priority Score
1095	Natural Hazards Insurance Outreach	Connect residents and businesses with information about natural hazards facing their properties and insurance options for mitigating risks (e.g., flood insurance, wildfire insurance, earthquake insurance).	4.0	3.0	5.0	5.0	3.7	3.0	3.9
1037	Flood and flash storm emergency preparedness	Partner with Alameda County Office of Emergency Services to develop, adopt, practice, and regularly evaluate formal flood and flash storm emergency preparedness, response, evacuation, and recovery plans for flood-prone areas.	2.0	4.3	5.0	4.0	3.7	3.0	3.7
1143	Community gardens	Partner with nonprofits, low-income communities, and underrepresented communities to expand urban agriculture opportunities in community gardens, schools, parks, and on rooftops.	2.5	4.0	4.0	4.0	4.3	4.0	3.7
1023	Comprehensive public/private outreach	Develop a comprehensive public/private education and empowerment program that helps residents, businesses, neighborhood leaders, and visitors take action to reduce their personal carbon footprint and improve climate literacy. Include a carbon footprint calculator that generates a list of actions to reduce emissions at the household level.	2.5	4.3	5.0	4.0	3.0	2.0	3.6
1034	Health & emergency service preparation	Partner with Alameda County to fund health and emergency services for the populations most vulnerable to climate change impacts in Pleasanton.	3.5	3.7	3.5	3.5	3.7	3.0	3.5
1033	Update FEMA flood maps	Partner with regional organizations (e.g., the Association of Bay Area Governments and Alameda County) to use FEMA flood maps alongside climate impacts and projections. Further, work with FEMA to update flood zone maps to account for future climate change.	2.0	4.3	3.5	4.0	3.3	3.0	3.3

Strategy 2: Reduce vulnerability to climate change.







Identify and target support for at-risk populations.

High Priority Actions

ID	Action	Action Description							Priority Score
1010	Reduce heat island effect	Require new development projects to implement measures to reduce heat island effects in the city. Considerations may include light-colored paving material for roads and parking areas, cool roofs for buildings, and shade trees for parking lots and pedestrian rights-of-way.	4.0	5.0	5.0	4.0	4.0	4.0	4.5

1212	Wildfire preparation	Work with regional partners to modify development regulations and codes and implement retrofit programs to increase resilience to wildfires.	4.0	4.3	5.0	5.0	5.0	4.0	4.5
1213	Wildfire prevention	Work with CalFire and other partners to identify and implement controlled burns and other means to reduce combustible biomass and improve early wildfire detection for the City.	3.5	4.3	4.5	5.0	4.7	5.0	4.3
1028	Wildfire smoke outreach & education	Work with available organizations and resources such as the CA FireSafe Council to expand and improve targeted community messaging on how to respond to heat risks and poor air quality due to smoke.	3.5	5.0	4.0	5.0	4.0	3.0	4.1







Low Priority Actions

ID	Action	Action Description							Priority Score
1152	Reduce landslide risk	Partner with Alameda County agencies (Community Development Agency, Flood Control and Water Conservation District) to utilize zoning and subdivision practices to limit development exposure in landslide risk areas while mitigating landslide risks through improving drainage, reconstructing retaining walls, installing netting and vegetation, avoiding clear cutting, and stabilizing soil with compost and mulch.	3.5	3.3	5.0	4.0	4.0	4.0	3.9
1211	Install air quality monitors	Install air quality monitors at designated locations throughout City.	3.0	4.3	3.5	4.0	3.3	2.0	3.5
1214	Flash storm prevention	Work with regional partners to develop implement programs and capital improvements to increase resilience to flash storms.	3.0	2.7	4.0	3.0	3.7	4.0	3.3

Strategy 3: Prepare City operations.







Integrate climate change impacts into City planning, operations, and infrastructure projects.

High Priority Actions

ID	Action	Action Description							Priority Score
1216	Institutionalize climate action	Institutionalize climate considerations across City and community activities and decision-making. Dedicate 1-3at least one positions (e.g., Sustainability Manager and/or Sustainability Management Analyst(s) focused on sustainability) to implement CAP tasks, act as liaison to the Committee on Energy and Environment, track legislative changes relating to the climate that affect municipal operations, and promote climate change awareness across all city functions.	5.0	3.7	5.0	4.0	4.0	5.0	4.5

1032	Prioritize adaptation and resilience in capital projects	Prioritize adaptation and resilience in Capital Improvement Projects (CIPs). An option could include introducing guidance methodology for formally integrating climate change, inherent uncertainties, timescales, economic lifecycle evaluations, project's annual impact, and other relevant criteria into the design review process for new infrastructure projects by leveraging existing vulnerability assessments, such as the CalTrans Climate Change Vulnerability Assessment.	5.0	2.7	5.0	4.0	4.3	4.0	4.2
-------------	---	--	-----	-----	-----	-----	-----	-----	------------

Low Priority Actions

ID	Action	Action Description							Priority Score
1215	Regional climate alignment	Host and organize collaboration events with organizations and cities in the region to align climate goals and measures.	2.5	4.0	4.5	5.0	3.0	3.0	3.6
1151	Update CAP checklist	Update CAP development checklist to reflect CAP 2.0 and develop specific guidelines and requirements for its use, including reporting and evaluation mechanisms.	2.5	4.0	4.5	4.0	3.0	2.0	3.4