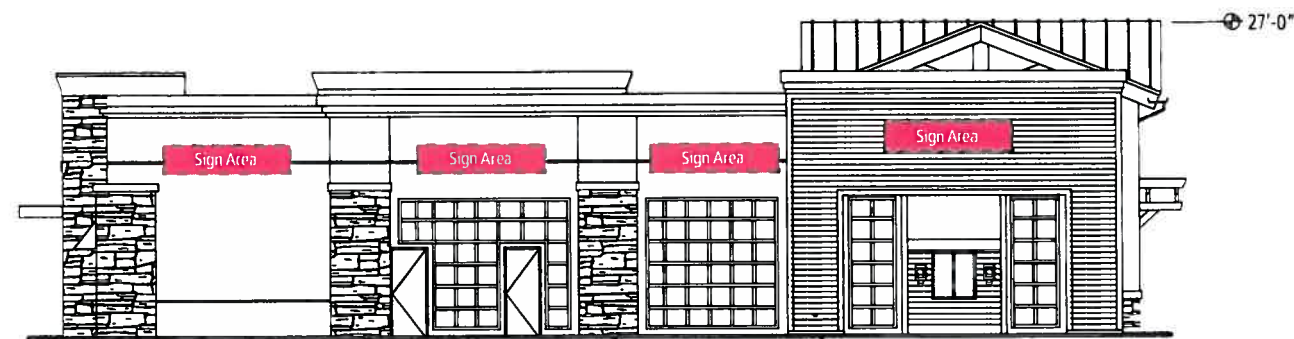


5.0 PAD 8 ELEVATIONS

Note: These are approved sign locations. Final sign designs and locations will be submitted by individual tenants for Landlord and City approval.



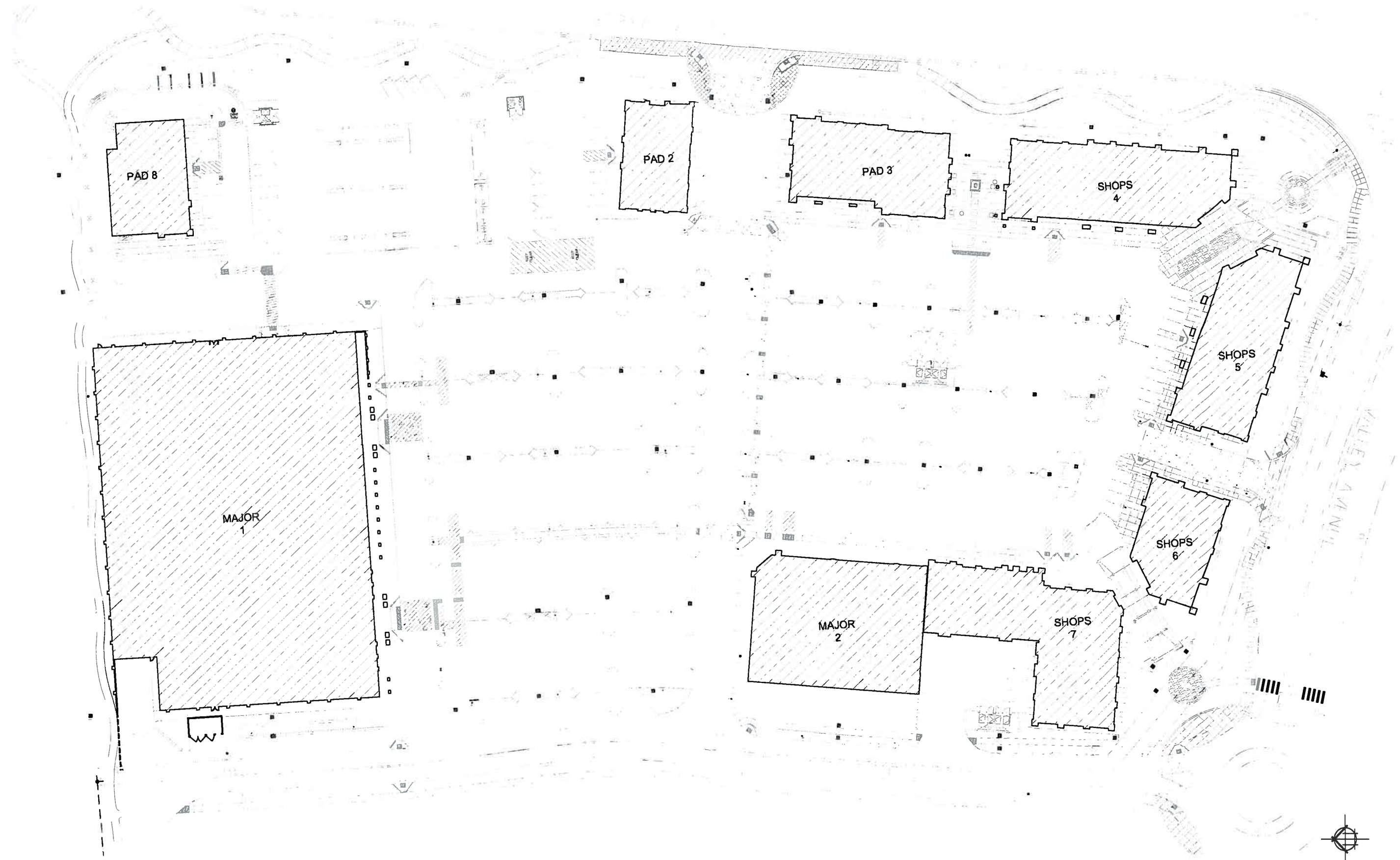
West Elevation

PIZ-1797 (SDR)
RECEIVED

NOV 30 2012

CITY OF PLEASANTON
PLANNING DIVISION

EXHIBIT B





SIGN CRITERIA PLEASANTON, CA

Criteria Revised
February, 2012
April 26, 2012
May 3, 2012
May 8, 2012
June 26, 2012
October 8, 2012
November 19, 2012

P12-0794
EXHIBIT C

Owner | Developer



**Property
Development
Centers**

5981 STONERIDGE MALL ROAD
PLEASANTON, CA

Sign Consultant



**PACIFIC NEON
COMPANY**

2939 ACADEMY WAY
SACRAMENTO, CA

1.1 Purpose

The Pleasanton Gateway comprehensive sign program has been established for the purpose of assuring a functional, coordinated graphics program that will provide project and tenant identification and traffic control, while encouraging creativity, compatibility and enhancement of the project in the City of Pleasanton.

1.2 Design Intent

The guidelines of this program are designed to complement architectural elements of the proposed buildings and coordinate the type, placement, and physical dimensions of signs within the shopping center thereby appearing as an integral part of the center.

1.3 Approvals and Permits

- A. For purposes of these sign criteria, Property Development Centers, LLC, a Delaware limited liability company, a wholly owned subsidiary of Safeway, Inc., is the Landlord as it pertains to the administration of the comprehensive sign program for the tenant signs and monument signs shown on the attached site plan exhibit. Safeway, LLD, a Delaware limited liability company, shall be responsible for the administration of the signs on its SAFEWAY grocery store building.
- B. Each Tenant or Lessee will be provided with a copy of the Tenant final sign program and criteria as the first step in obtaining signs within the Pleasanton Gateway Shopping Center. Compliance with this signage program will be strictly enforced. Any non-conforming or unapproved sign installed by Tenant must be brought into compliance with this comprehensive sign program at Tenant's expense. The final determination of compliance and the requirement for correction shall be subject to review and approval by the Director of Community Development.
- C. These criteria shall not imply that approval by the Community Development Department of the City of Pleasanton will be automatically granted. Tenant is solely responsible for obtaining any and all required approvals from these agencies; obtain all permits and approvals from the City of Pleasanton Planning and Building and Safety Divisions, and to fully comply with the review procedures set forth by this comprehensive sign program. See <http://www.ci.pleasanton.ca.us/pdf/plan-signdesignreview.pdf> for a summary of the City of Pleasanton's Sign Design Review procedures and submittal requirements. All amendments to the comprehensive sign program shall be subject to Landlord review and approval and then review by the Planning Division, City of Pleasanton, as an application for Sign Design Review. Review of the Sign Design Review application shall follow the review procedures defined under Section 18.20 of the Pleasanton Municipal Code.

1.4 General Requirements

- A. Each Tenant is required to submit to Landlord for approval before fabrication, at least four (4) copies (electronically) of detailed design drawings indicating the location, size, copy layout, colors, materials, finishes, illumination, and method of attachment.
- B. All building permits for signs and their installation shall be obtained by Tenant or Tenant's representative, at Tenant's sole expense, from the Planning Division and Building and Safety Division of the Community Development Department prior to installation.
- C. All building signs shall be designed, constructed, installed and maintained at Tenant's sole expense. All signs shall be designed by professionals (e.g., architects, design firms or sign design /sign construction firms).
- D. All signs shall be designed and constructed consistent with this adopted comprehensive sign program for signs and installed with building permits and inspected and finalized by the Building and Safety Division of the City of Pleasanton.
- E. Tenant shall be responsible for fulfillment of all governmental regulations and specifications, including those of the City of Pleasanton and the Uniform Electric Code.
- F. All signs shall be designed and constructed consistent with the adopted sign design criteria. Approval or disapproval of sign submittals based on aesthetics of design shall remain the sole discretionary right of the Landlord, Landlord's representative, and the City of Pleasanton.

1.5 Specific Design Criteria

- A. All signs shall meet or exceed all current applicable codes (i.e., electrical, mechanical, structural, etc).
- B. Signs shall meet all requirements of the State of California and the City of Pleasanton.
- C. Sign content shall be limited to business identification signs only. Trademarks, logos, products or services shall not be displayed on any permanent signage unless approved by Landlord and by the City of Pleasanton. Tenants may be permitted secondary signage (i.e. "Pharmacy", "Photos" and the like) when it forms part of a recognized corporate logo or slogan. Final review and approval shall be by the Landlord and by the Planning Division, Department of Community Development.
- D. The choice of copy font and colors shall be at discretion of the Tenant and shall be subject to Landlord approval.
- E. All exterior signs shall be secured by stainless steel, nickel, or cadmium-plated fasteners.
- F. All exposed fasteners to be painted to match the background surface.

- G. All wire ways, transformers, electrical boxes, wiring, conduit and access doors shall be concealed. All electrical equipment shall be UL approved.
- H. All exterior signs and logos exposed to the weather shall be surface mounted "halo-lit" reverse channel letters or shall be illuminated by the gooseneck lamps installed on the building fascias, but not both. Edge-lit acrylic letters with an opaque face and a pushed-through opaque background panel may be used for logos only. Additional gooseneck lamps for a tenant specific sign will be considered on a case-by-case basis by the Planning Division of the City of Pleasanton.
- I. All tenant signs attached to building wall or fascia shall be connected to a junction box provided by Landlord, with the final electrical hook up and connections by Tenant's sign contractor. All Tenant signs shall be connected to a time clock, within the electrical room, with the hours as determined by store operating hours unless otherwise approved by the Director of Community Development.
- J. All penetrations of the building structure by Tenant's sign contractor required for sign installation shall be neatly sealed and watertight.
- K. All identification labels shall be concealed, except where required by code. An Underwriters Label is required on all electrical signage.
- L. Sign contractor shall repair any damage to buildings and/or common area property caused by their work. Damage to structure that is not repaired by the sign contractor shall become the Tenant's responsibility to correct.
- M. Tenant shall be fully responsible for the operation of their sign contractor and shall indemnify, defend, and hold the Landlord, Landlord's representative, and all parties harmless from damages or liabilities on account thereof.
- N. Sign surfaces that are intended to be flat shall be without oil canning, or other visual deformities.
- O. All exposed welded seams and joints shall be finished smooth.
- P. The general location of wall signs shall be centered vertically and horizontally on the fascias, unless otherwise specified. Signs shall not cover or interrupt major architectural features.
- Q. Upon termination of the Lease, the tenant shall leave the facade wall, awning, glazing or hanging sign in good condition. Without limitation, the tenant shall be specifically required in a workman like manner to all remove installed signage, fill all holes, and terminate all electrical wiring per prevailing codes. At the Landlord discretion,
- R. Sign area shall conform to Section 18.08.495 of the Pleasanton Municipal Code and defined by an eight-sided figure that encircles the text and logo area of the sign. The eight-sided figure shall be shown on the tenant's sign application to the Landlord and City Planning Division.
- S. Tenant signs shall be lit only during store operating hours unless otherwise approved by the Director of Community Development.
- T. If a residential use is approved on the vacant property on the south side of the Safeway development, Safeway shall replace the internally illuminated logo shown on the grocery store's south building elevation with a halo-lit logo. The design details for the logo shall be submitted to the Planning Division within 30 days of the residential approval and the sign shall be replaced within 30 days of final occupancy of the first unit.

1.5.1 Retail Shops Attached Signs

- A. Number of Signs: One (1) sign per tenant building frontage. Tenant sign shall comply with the locations shown on the building elevations of the tenant sign program. The sign area between separate tenants or separate sides on the building may not be combined.
- B. Size of Signs: The aggregate signage of all attached signs, on an occupancy frontage, shall not exceed one (1) square foot for each linear foot of occupancy frontage.
- C. Two-line Tenant names are allowed yet the total signage area shall be limited to one (1) square foot for each linear foot of occupancy frontage.
- D. All window signage to be less than 25% coverage. "Open" neon or L.E.D. signs are allowed.
- E. Major Tenant 1 (Safeway) & Major Tenant 2 (CVS / Pharmacy): Signage criteria as outlined on attached Safeway Building Signs and CVS Pharmacy signs, respectfully.
- F. Safeway Service Station as outlined on the attached service station monument and building signs.

1.5.2 Monument Signs

- A. All monument sign designs, height, length and width, the number and locations of tenant signs and tenant sign areas, and illumination shall comply with the designs of Monument Sign A, B, and E.
- B. No pylon or pole mounted signs are allowed.

1.6 Administration

The following is a private agreement between landlord and tenant.

- A. The tenant is required to restore a consistent look and color to match the surrounding facade. The tenant is required at its sole cost and expense to replace all store frontage glass areas that can not be fully restored.
- B. Landlord reserves the right to hire an independent electrical engineer (at Tenant's sole expense) to inspect the installation of all signs, and reserves the right to require that any discrepancies and/or code violations be corrected at Tenant's expense.
- C. The sign contractor shall carry a Workman's Compensation and Public Liability insurance against all damage suffered or performed against any and all persons or property while engaged in the construction or erection of signs in the amount of \$5,000,000 per occurrence prior to commencing installation of signs. Landlord shall be provided with insurance certificate naming Property Development Centers as additionally insured.

- D. At the expiration or early termination of Tenant's lease term, Tenant shall be required to remove their signs, cap off electrical connection, patch the fascia, and paint the entire fascia area to match the surrounding areas at Tenant's expense within seven (7) days.
- E. Sign contractors shall be advised (by Tenant) that no substitutes will be accepted whatsoever unless so indicated in specification and approved by landlord and Tenant. Any deviation from these specifications may result in the rejection of the sign by Tenant and/or Landlord.
- F. In the event any conflict in the interpretation of these guidelines cannot be satisfactorily resolved, the Landlord's decision shall be final and binding upon the Tenant.
- G. Tenant shall maintain its sign in a clean, professional and functioning manner. Any damage, electrical problems, wear and tear, and other breakage pertaining to Tenant signs shall be repaired by Tenant within 10 consecutive days from such event.

1.7 Prohibited Signs

- A. No sign shall be installed, relocated, or maintained so as to prevent entry into or exit out of any door. No sign shall create a safety hazard by obstructing view of pedestrian and vehicular traffic.
- B. No tenant signs of any type shall be located within the parking, landscaping, or site areas of this development.
- C. No sign shall obstruct access to fire hydrants, fire department connections, or fire department access roads.
- D. Signs on or affixed to trucks, automobiles, trailers or other vehicles which advertise, identify, or provide direction to a use or activity not related to its lawful making of deliveries or sales of merchandise or rendering of services from such vehicles are prohibited when such vehicles are located on the Shopping Center property.
- E. Signs, which audibly advertise, identify, or provide direction to a use or activity, are prohibited.
- F. It is unlawful for any Tenant to exhibit, post, or display or cause to be exhibited, posted, or displayed upon any sign, any content of an obscene, indecent, or of immoral nature or unlawful activity.
- G. Painted wall signs are prohibited.
- H. Cabinet wall signs are prohibited, except for logos which shall be designed, illuminated, and constructed in compliance with this comprehensive sign program and subject to review and approval by the Landlord and the Planning Division of the City of Pleasanton.
- I. Permanent advertising devices such as attraction boards, posters, banners, and flags are prohibited.
- J. All signs prohibited under and subject to the Pleasanton Sign Ordinance.
- K. Window signs, except as otherwise allowed by the sign program.

1.8 Temporary Signs

- A. Temporary leasing signs will be allowed if consistent with provisions in the City of Pleasanton Sign Ordinance and will also be the sole, discretionary right of the Landlord to approve or disapprove prior to installation.
- B. Temporary attraction boards, posters, banners or flags are allowed for a 3-day grand opening or shopping center event with a temporary condition use permit issued by the planning division department of the City of Pleasanton.

1.9 Traffic Directory Signs

- A. Traffic control signs shall not be illuminated.
- B. All traffic control signs shall be of uniform design.

2.0 Fire Lanes

- A. Fire lanes will be designated by a six-inch red-painted curb with three-inch letters, painted in white, saying "FIRE LANE" in locations dictated by the Fire Department.

2.1 Parking

- A. All handicap parking stalls shall be designated with the white international handicap symbol painted on the pavement (see exhibit page 5).
- B. Van accessible parking stalls shall be designated by Van Accessible signs (see exhibit page 5).
- C. Signs will be posed at each driveway, with one-inch high letters stating "Unauthorized vehicles parking in designated accessible spaces not displaying distinguishing placards or license plates issued for persons with disabilities, may be towed away at owners's expense. Towed vehicles may be reclaimed at _____, or by telephoning _____." Blank spaces will be completed with appropriate information as a permanent part of the sign (see detail on below).
- D. Signs stating that the parking areas of Pleasanton Gateway Shopping Center is subject to the California Vehicle Code.

3.2 Retail Tenant

Letters to be reverse pan channel construction with "Halo-lit" L.E.D. illumination or shall be illuminated by goose neck lighting mounted to building fascia, but not both. Logos shall be "Edge-lit" rout out push thru with opaque faces, L.E.D. internally illuminated. Transformers to be located behind wall or contained within letter or logo. No exposed raceways or wireway unless compatible with building architecture. All sign shall be reviewed & approved by the landlord, Director of Community Development & the City of Pleasanton

- A. Letter and logo height not to exceed 30".
- B. Capital height not to extend above more than half the distance of the lower case letter.
- C. Lower case descenders not to exceed 1/2 the height of the lower case letter. For example the drop in letters g, j, p, q, y.
- D. Sign area to be calculated at 1 Square foot of sign area per 1 linear foot of tenant frontage. Base on an 8-sided rectangular figure that encircle the sign.
- E. Length not to exceed 2/3 or 67% of allotted major fascia width.

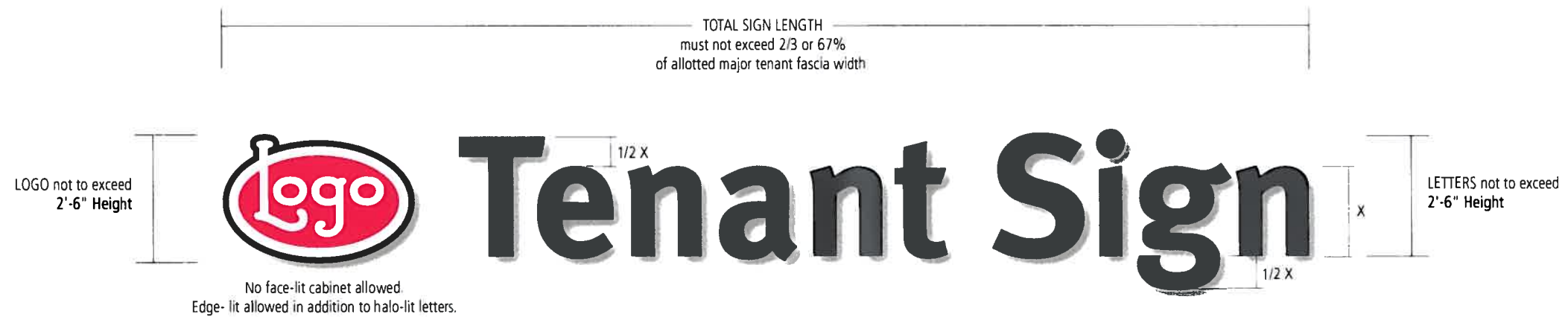


Exhibit A | Typical Retail Tenant Building Sign- Single Copy Line Layout




Exhibit B | Typical Retail Tenant Building Sign- Stacked Two Line with Logo Layout

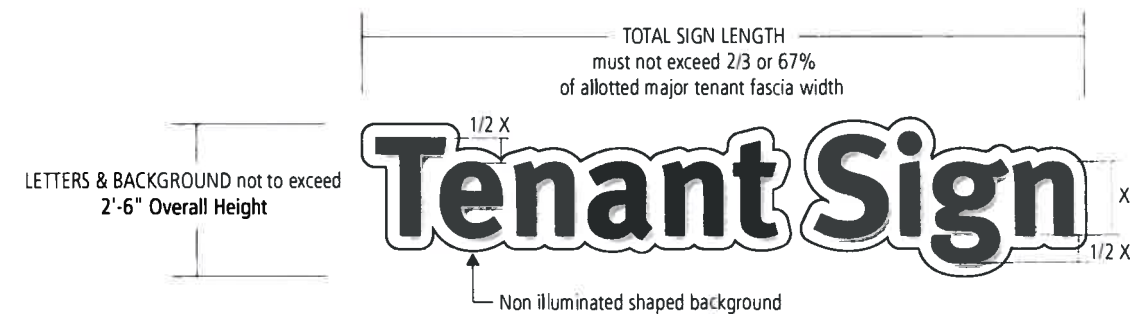


Exhibit C | Typical Retail Tenant Building Sign- Letters with Shaped Background Panel

3.3 Retail Tenant- Alternate Sign Location with Canopy



Exhibit A | Typical Sign Location Over Canopy
Scale 1/4"=1'-0"

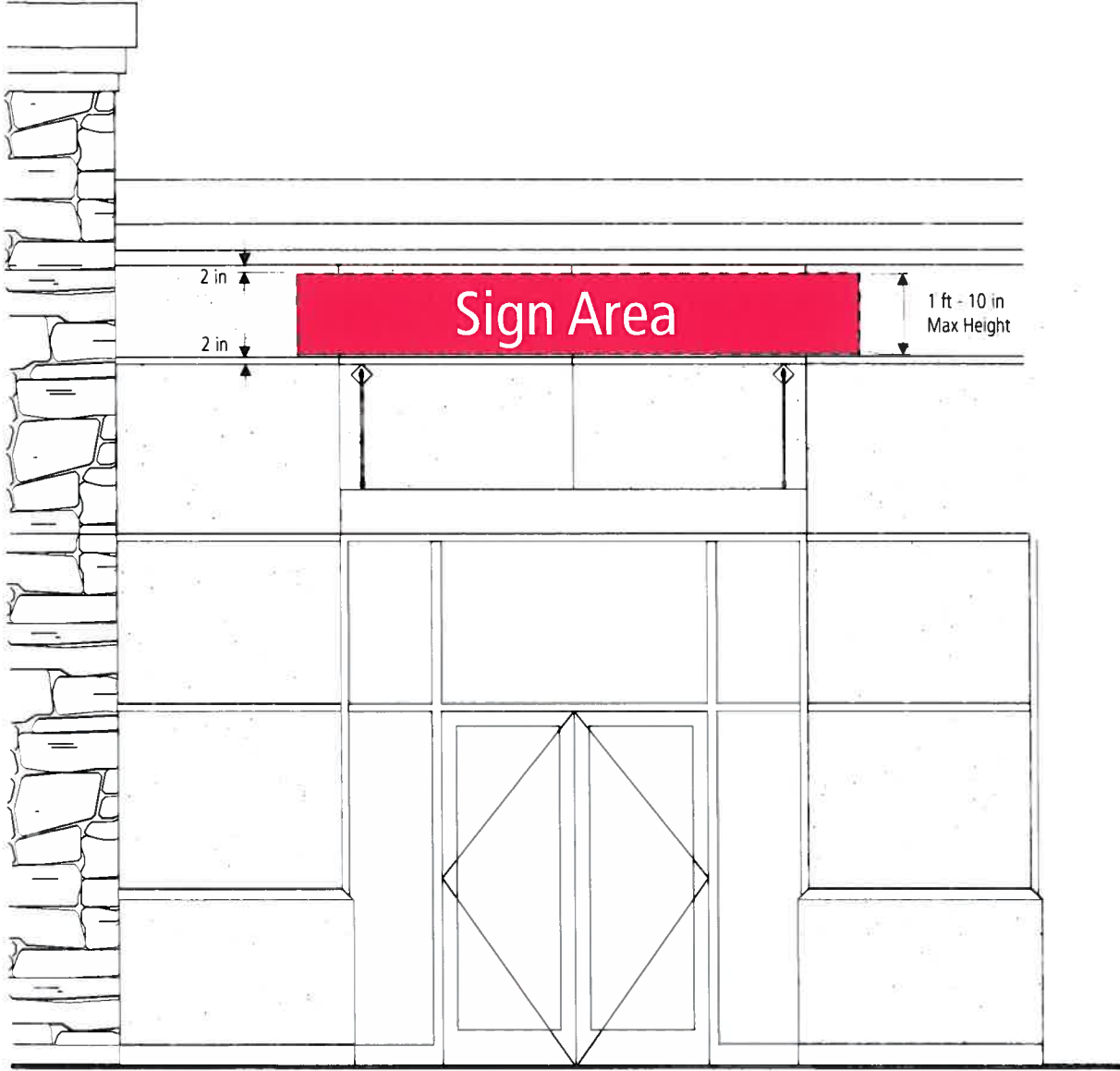


Exhibit B | Typical Sign Location Over Canopy
Scale 1/4"=1'-0"

3.4 Retail Tenant- Alternate Sign Location above Louver

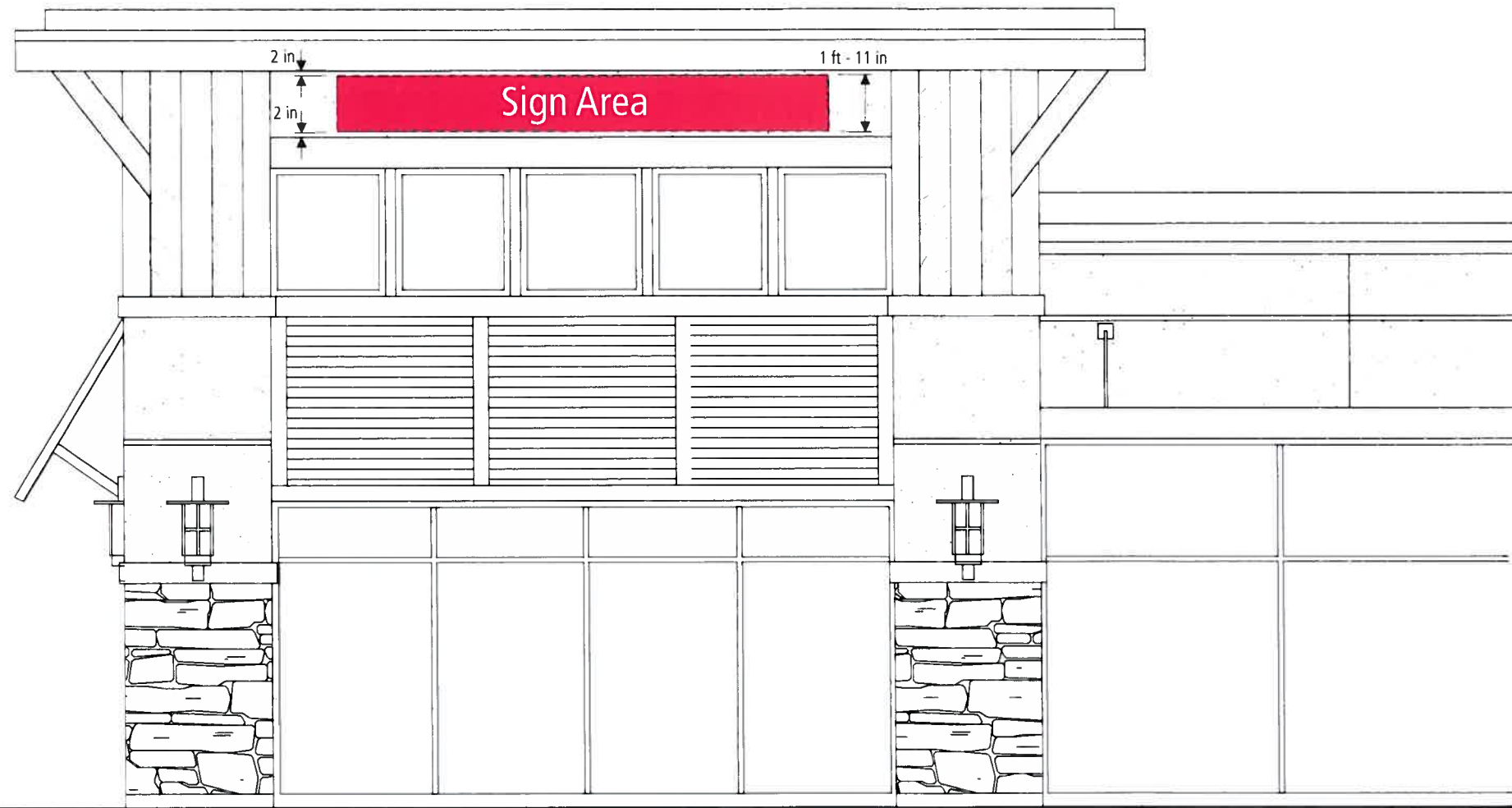
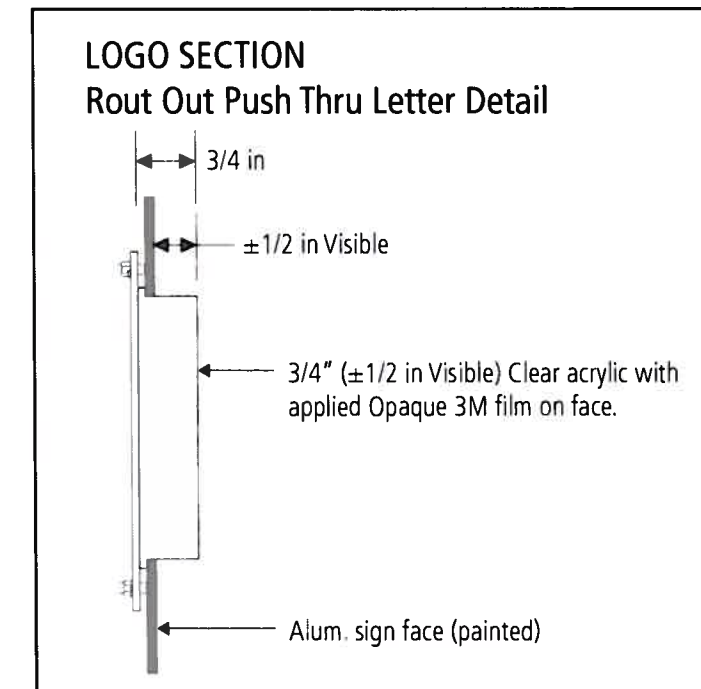
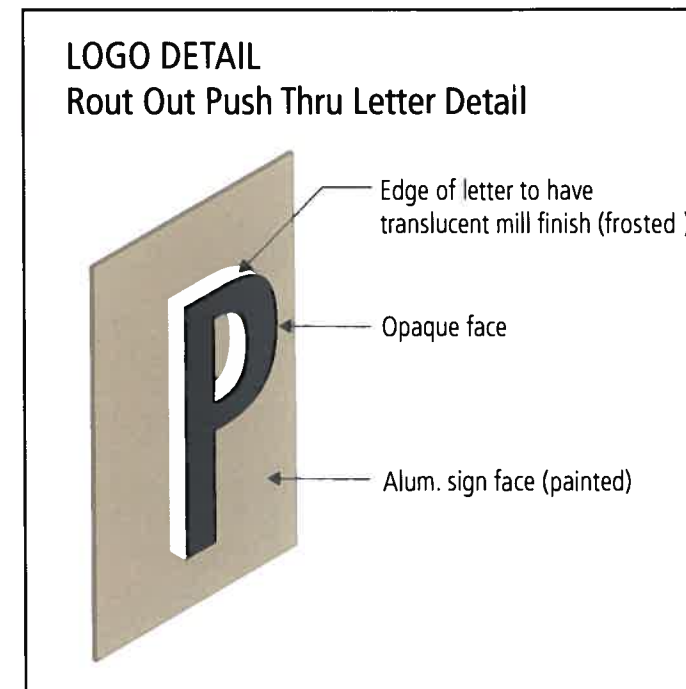
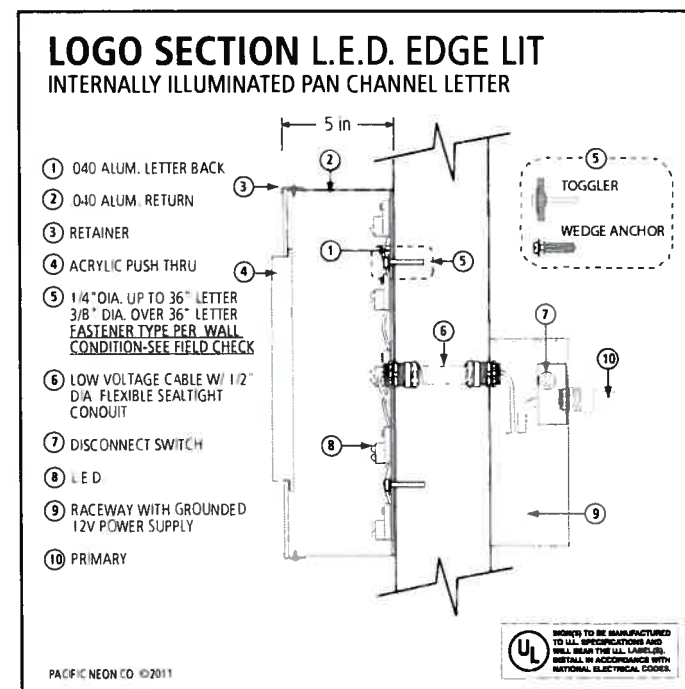
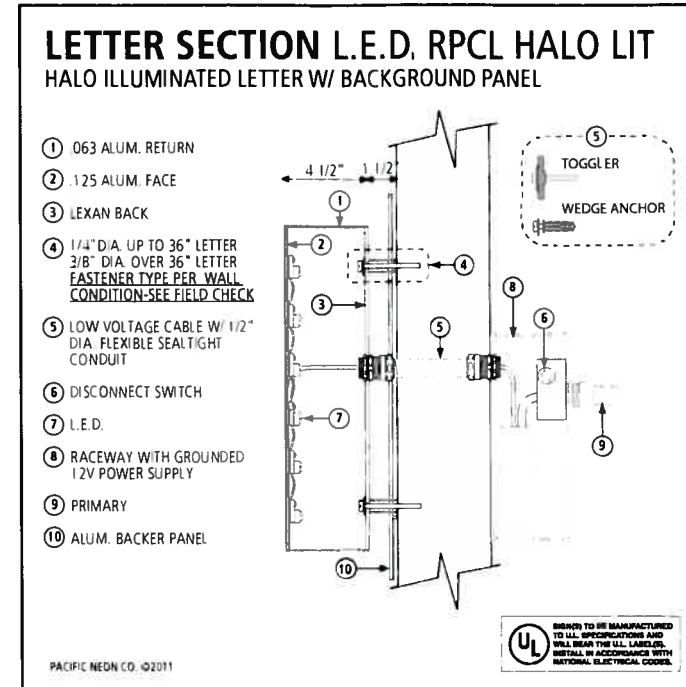
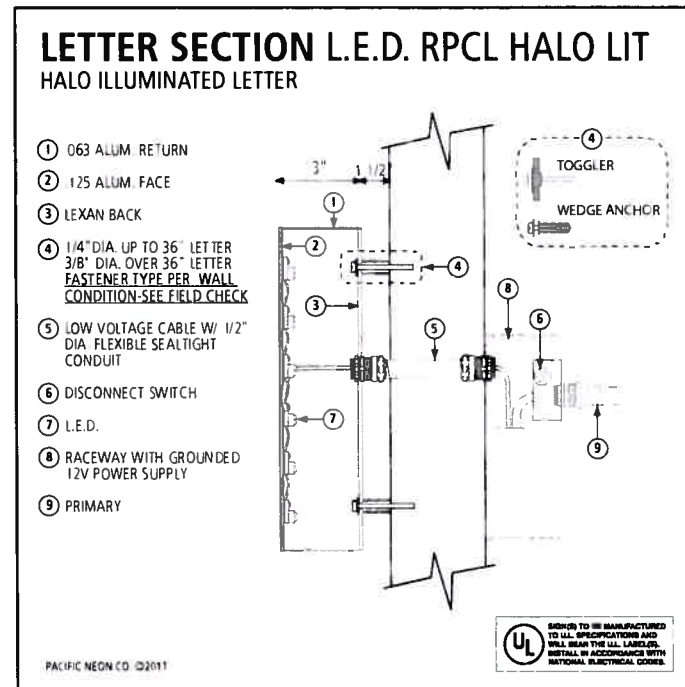


Exhibit C | Typical Sign Location Above Louver
Scale 3/16" = 1'-0"

3.5 Major Tenant & Retail Letter & Logo Detail



4.0 Blade Signs

- A. Tenants are allowed one (1) pedestrian hanging sign in addition to their primary building sign. Sign content to be restricted to tenant name only, all graphics to be dimensional with painted or finished surface. Vinyl, painted or other flat material less than 3/8" is not allowed. All costs associated with the construction and installation of tenant pedestrian signs are the direct financial responsibility of tenant, unless other arrangements have been made between tenant and Landlord.
- B. Blade sign area not to be included in calculation total tenant sign aggregate.

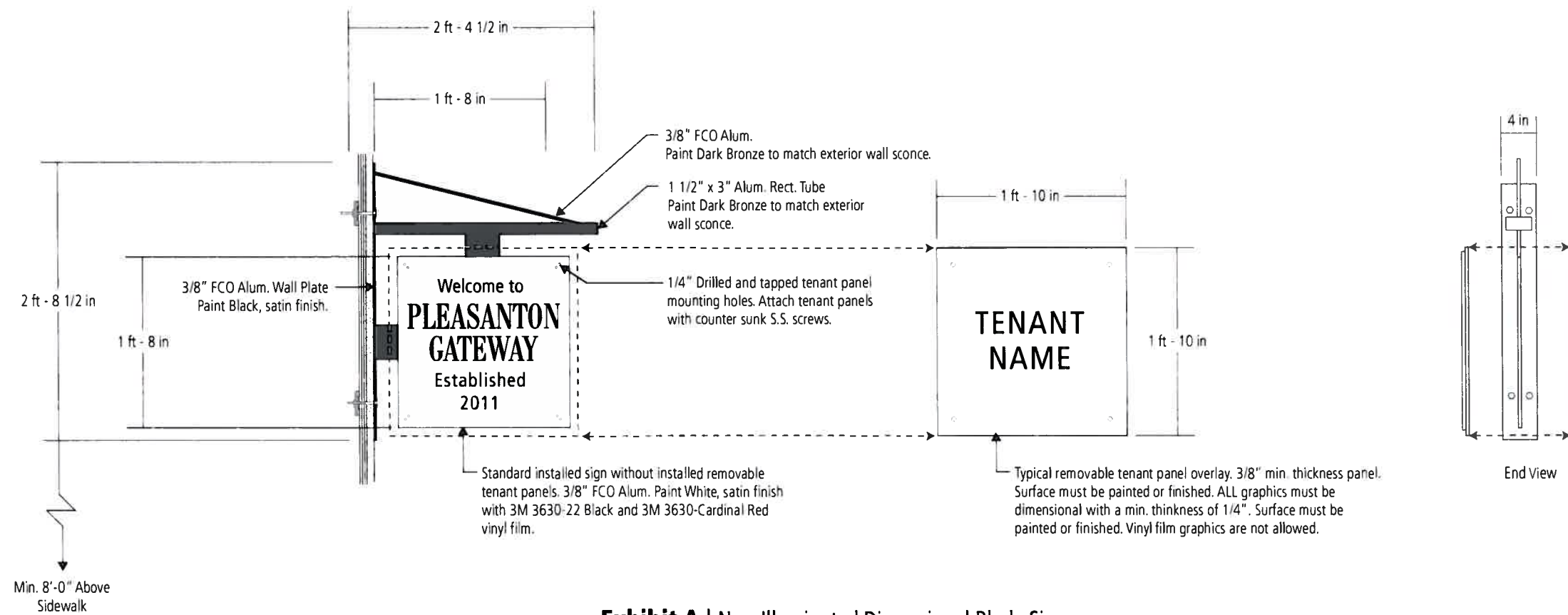


Exhibit A | Non-Illuminated Dimensional Blade Sign

Scale 3/4" = 1'-0"

4.1 Blade Sign Height

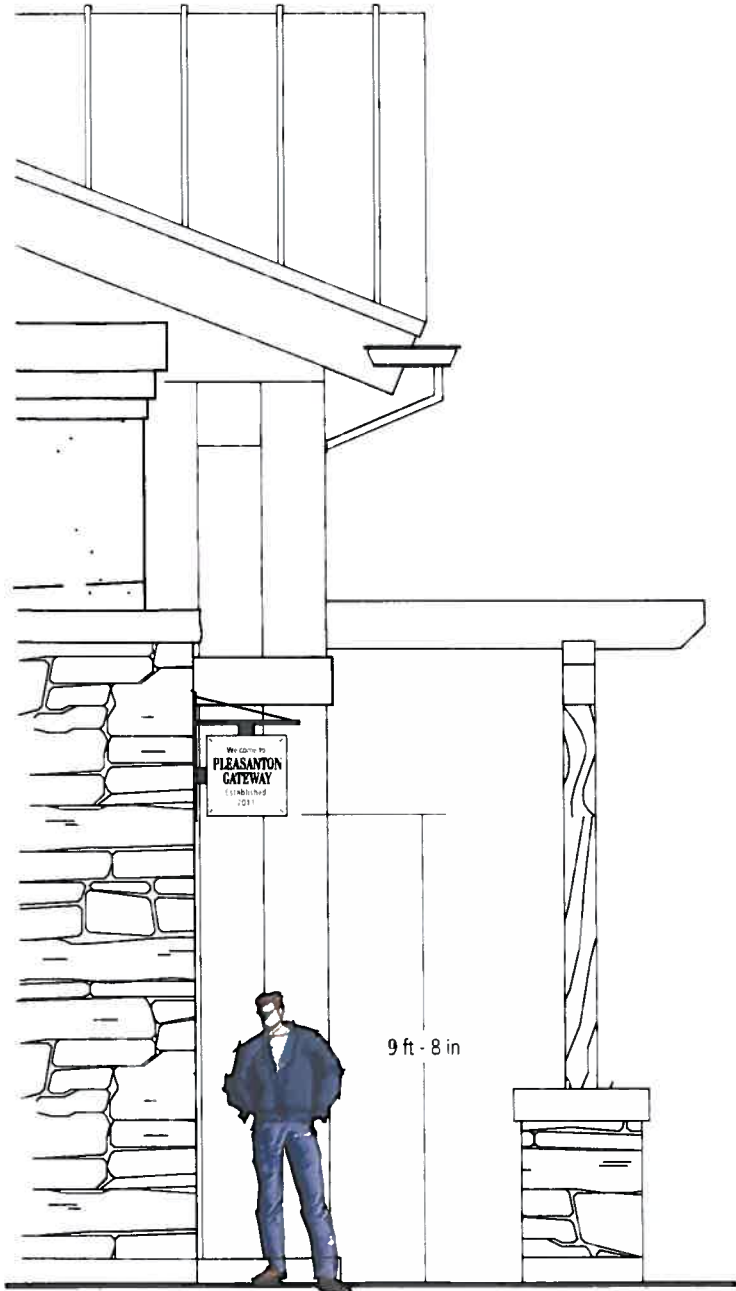


Exhibit B | Location Below Trellis
Scale 1/4" = 1'-0"

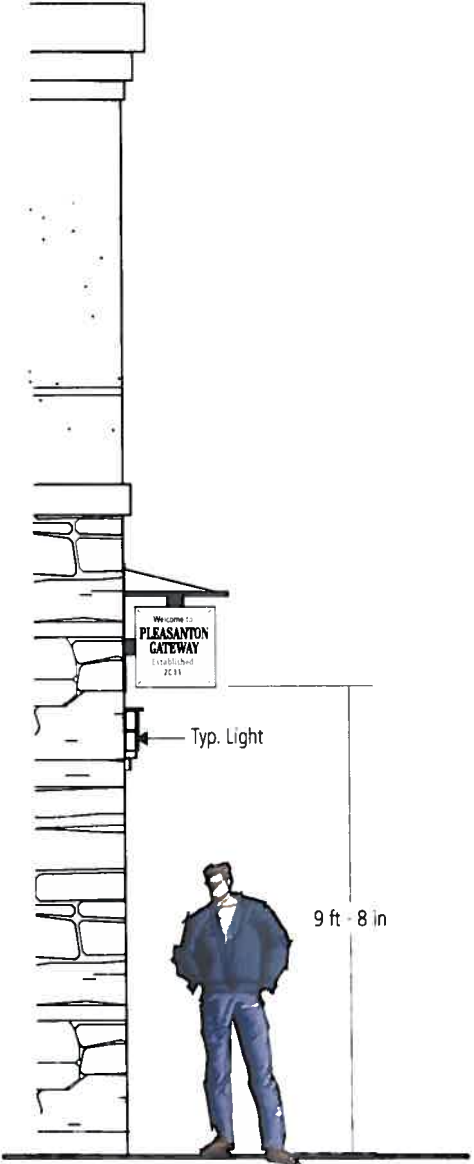


Exhibit C | Location Above Column Light
Scale 1/4" = 1'-0"

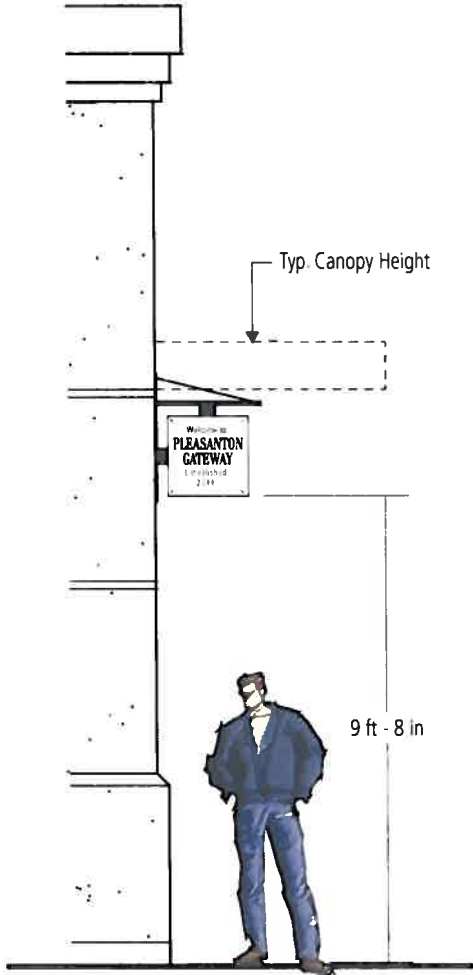


Exhibit D | Standard Location
Scale 1/4" = 1'-0"

4.2 Window Signs

- A. Window signs are limited to tenant name, logo, graphics and restaurant menu's as decals or hand painted signs. No limitation on letter style or color. Paper signs are prohibited. All graphics are subject to Landlord's discretion and approval, and review and approval of the Planning Division, Division of Commercial Development. Electric (neon) or) L.E.D. signs may be allowed on inside of window but must not be flashing or animated. ALL window signage must not exceed 25% coverage of glazed area, "OPEN" Signs are allowed but limited area of 1 Sqft. Sign areas of individual window panes may not be combined.
- B. Upon termination of lease all window signs must be removed at tenants expense. Glazing must be return to original condition, if glazing can not to returned to original condition then the tenant is required to replace at there sole expense.

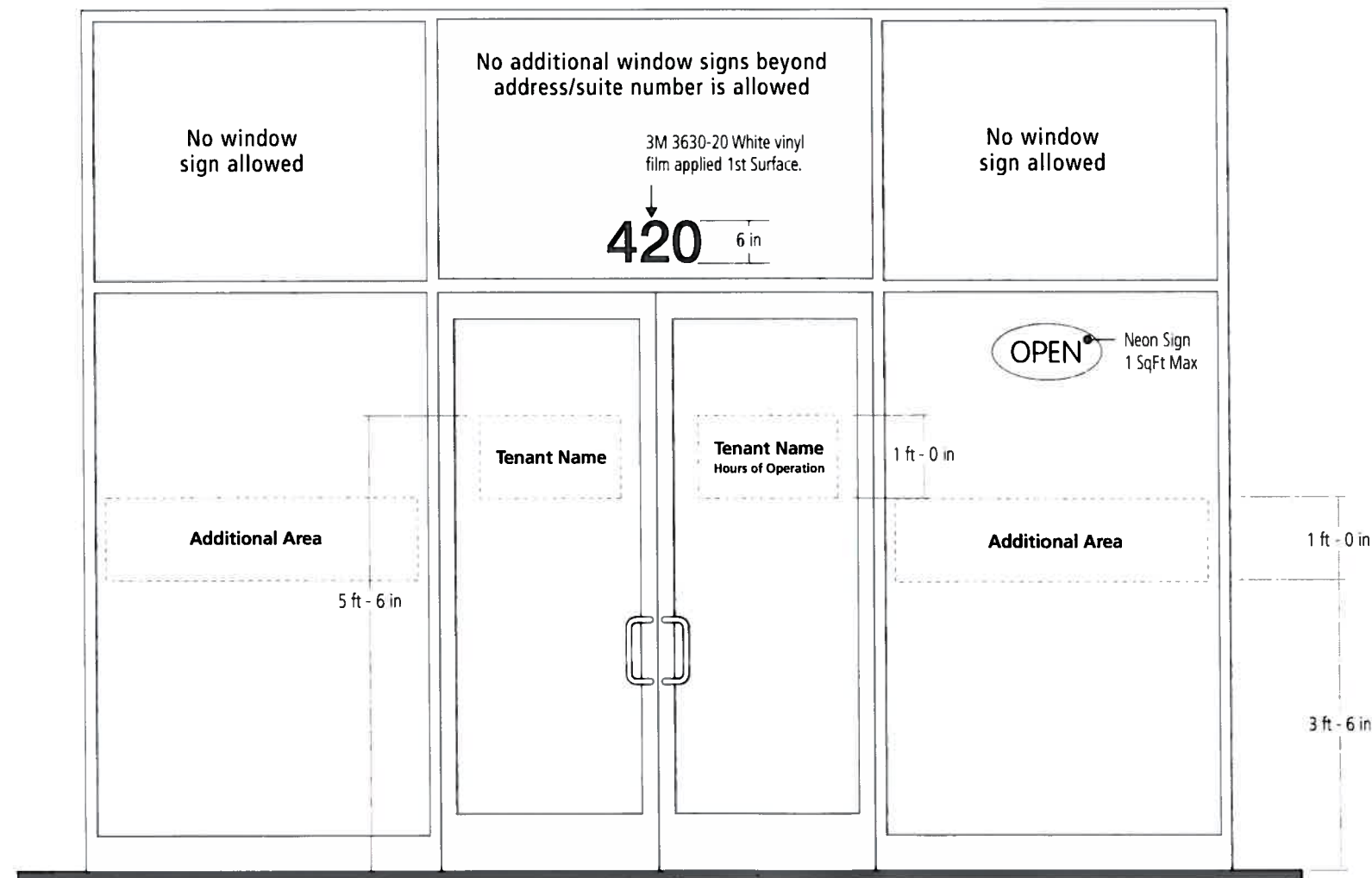
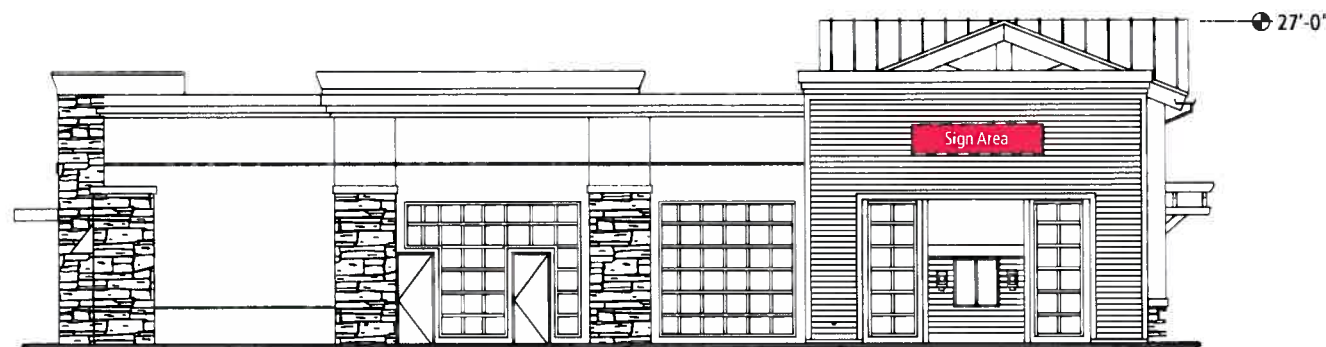


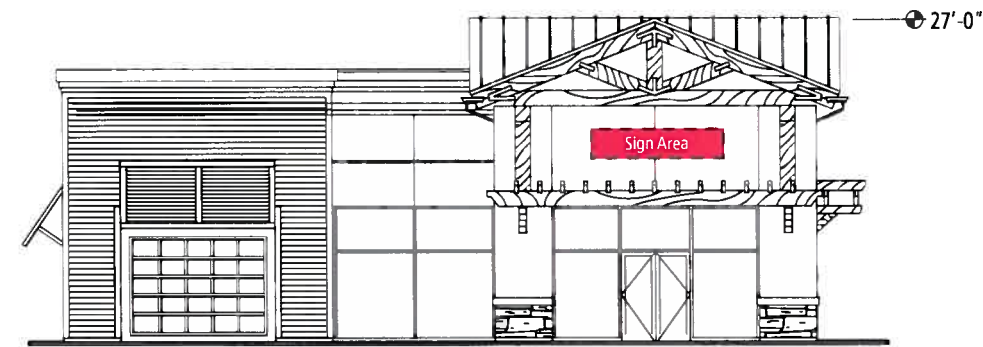
Exhibit A | Window Graphics
Scale 1/2"=1'-0"

5.0 Pad 8 Elevations

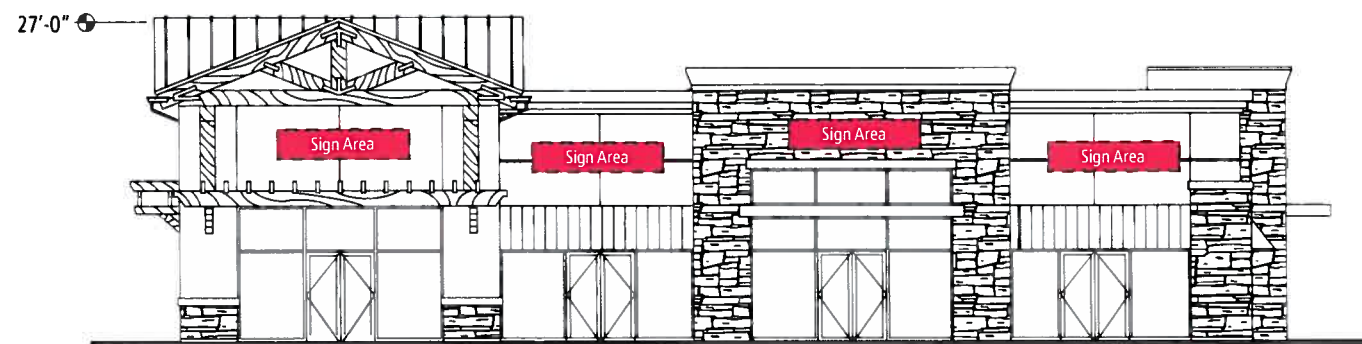
Note: These are approved sign locations. Final sign designs and locations will be submitted by individual tenants for Landlord and City approval.



West Elevation



South Elevation



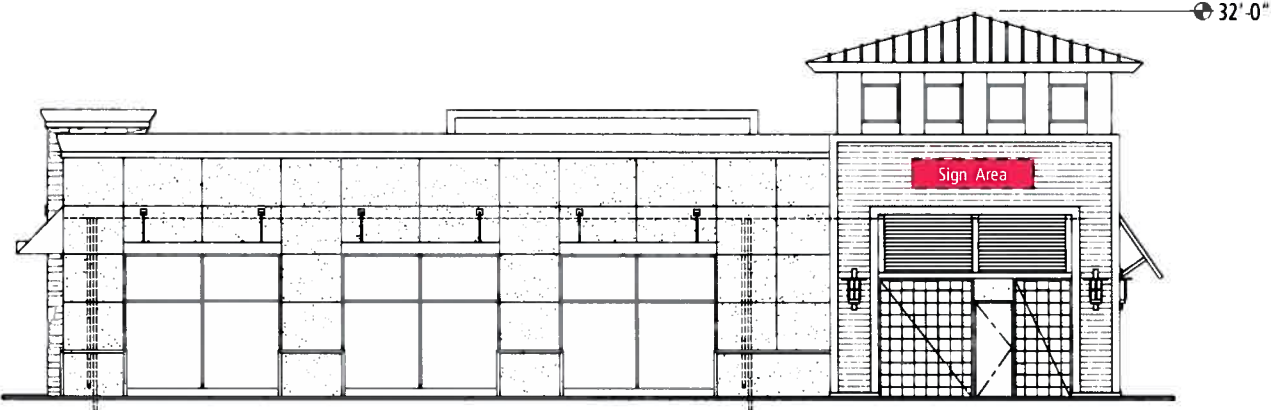
East Elevation



North Elevation (Facing Bernal Ave)

5.1 Pad 2 Elevations

Note: These are approved sign locations. Final sign designs and locations will be submitted by individual tenants for Landlord and City approval.



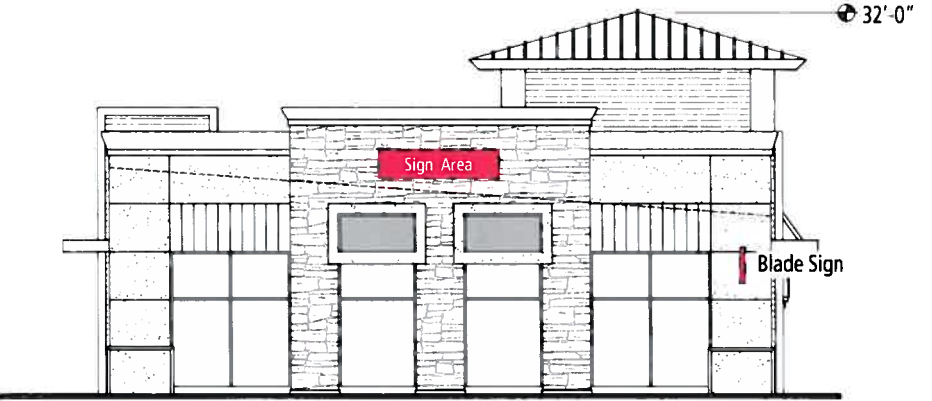
East Elevation



West Elevation



North Elevation (Facing Bernal Ave)



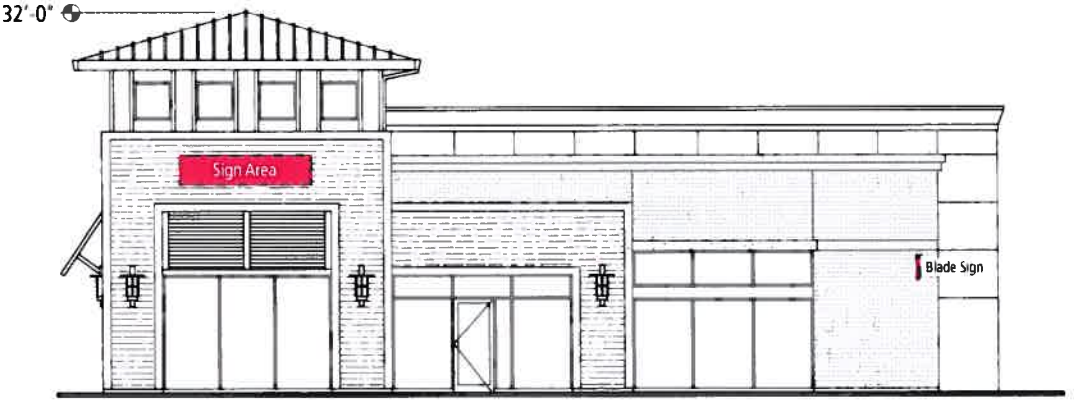
South Elevation

5.2 Pad 3 Elevation

Note: These are approved sign locations. Final sign designs and locations will be submitted by individual tenants for Landlord and City approval.



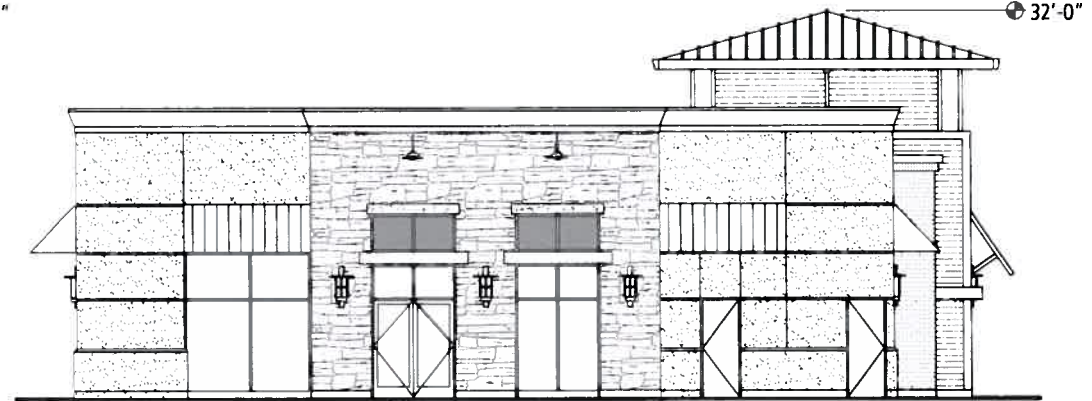
South Elevation



West Elevation



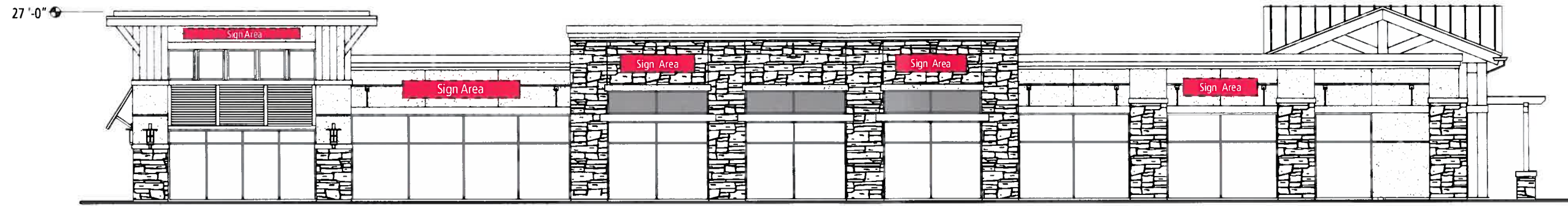
North Elevation (Facing Bernal Ave)



East Elevation

5.3 Shops 4 Elevation

Note: These are approved sign locations. Final sign designs and locations will be submitted by individual tenants for Landlord and City approval.



North Elevation (Facing Bernal Ave)



South Elevation



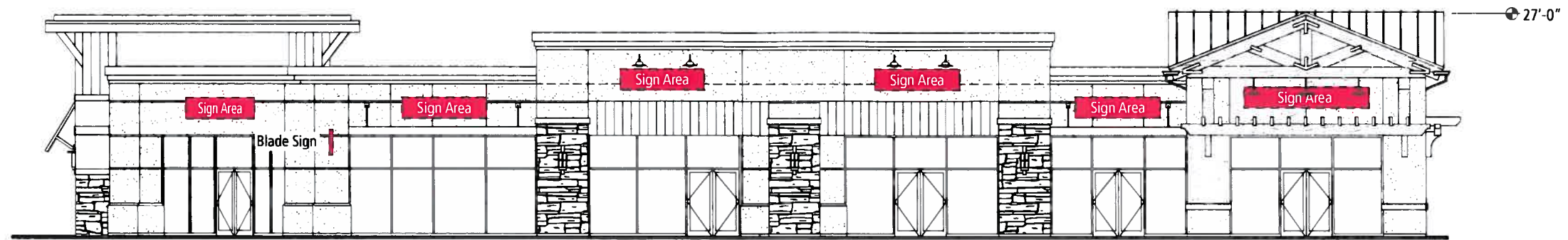
East Elevation



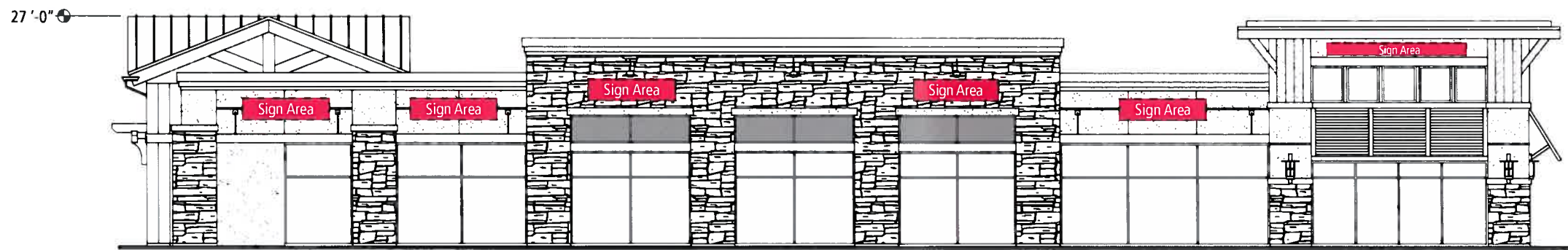
West Elevation

5.4 Shops 5 Elevation

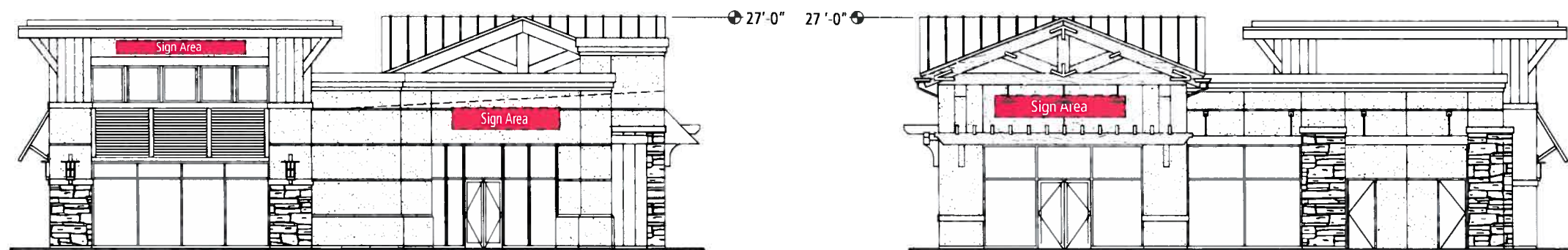
Note: These are approved sign locations. Final sign designs and locations will be submitted by individual tenants for Landlord and City approval.



West Elevation



East Elevation (Facing Valley Ave)



North Elevation (Facing Bernal Ave)

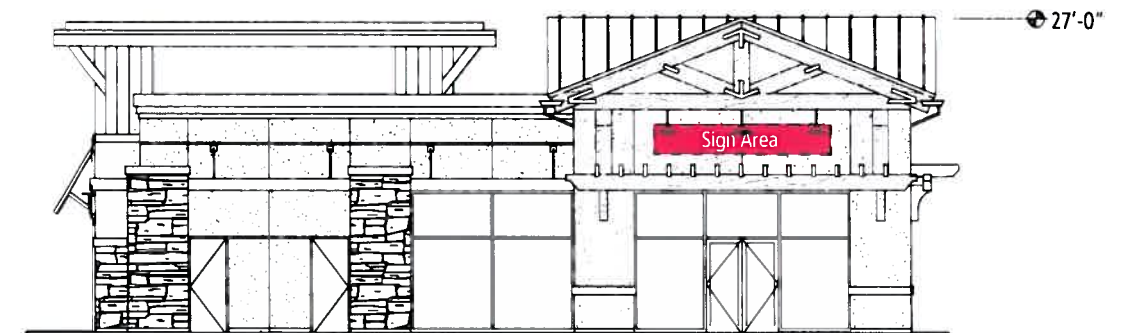
South Elevation

5.5 Shops 6 Elevation

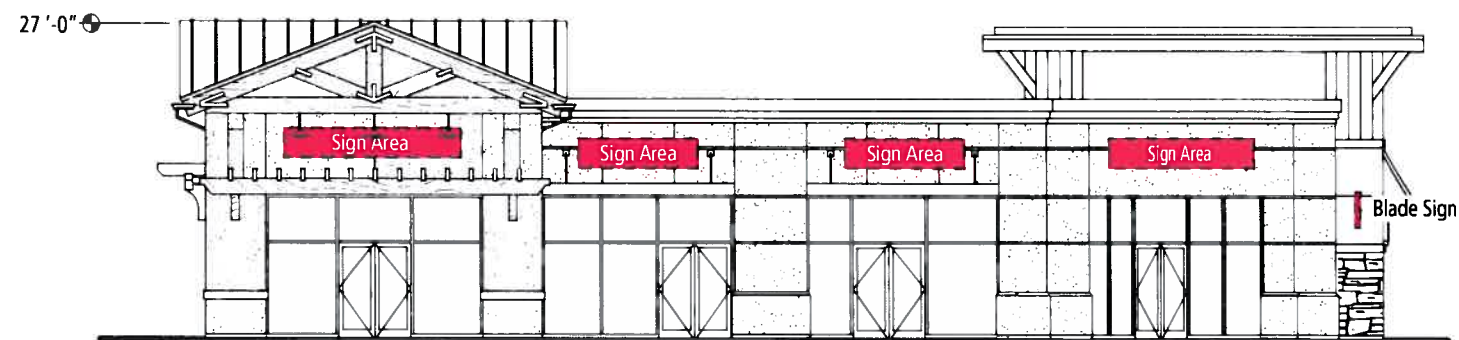
Note: These are approved sign locations. Final sign designs and locations will be submitted by individual tenants for Landlord and City approval.



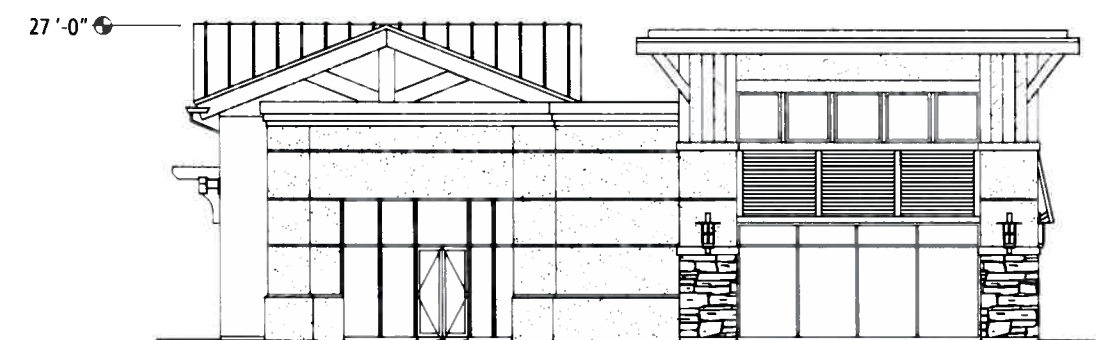
East Elevation (Facing Valley Ave)



North Elevation



West Elevation



South Elevation

5.6 Shops 7 Elevation

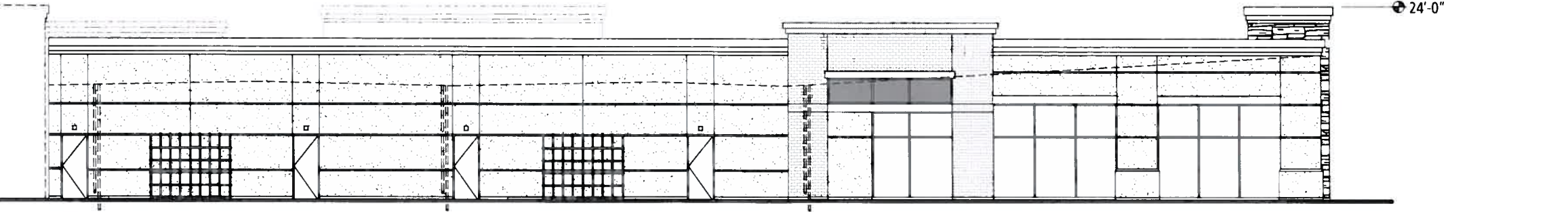
Note: These are approved sign locations. Final sign designs and locations will be submitted by individual tenants for Landlord and City approval.



North Elevation



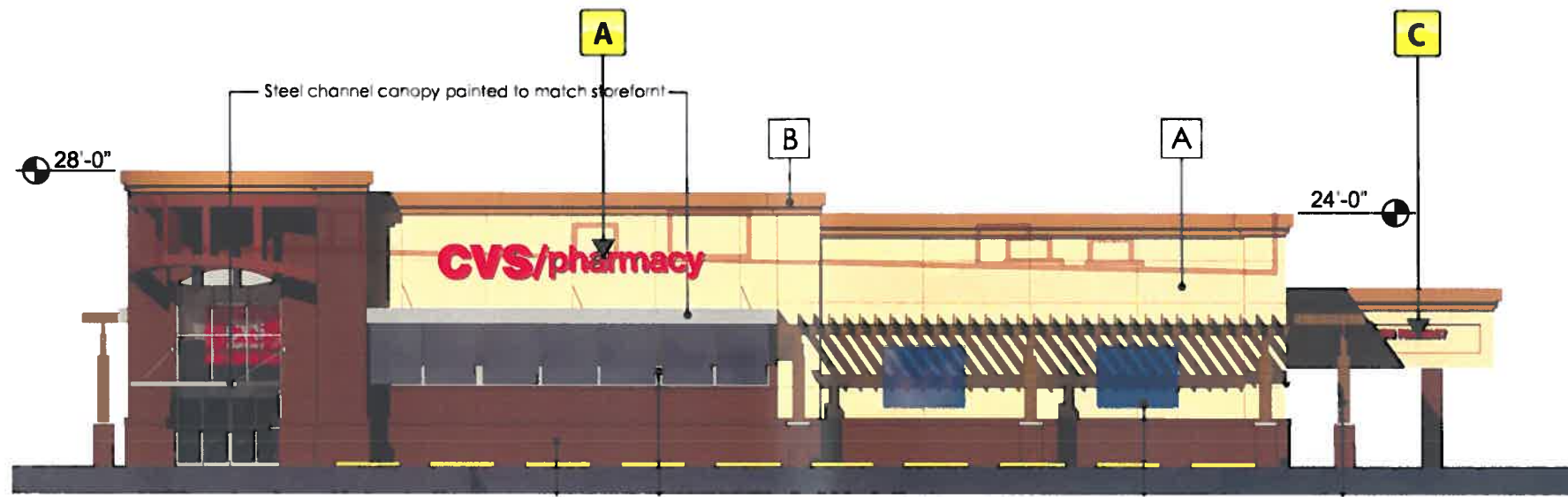
East Elevation (Facing Valley Ave)



South Elevation

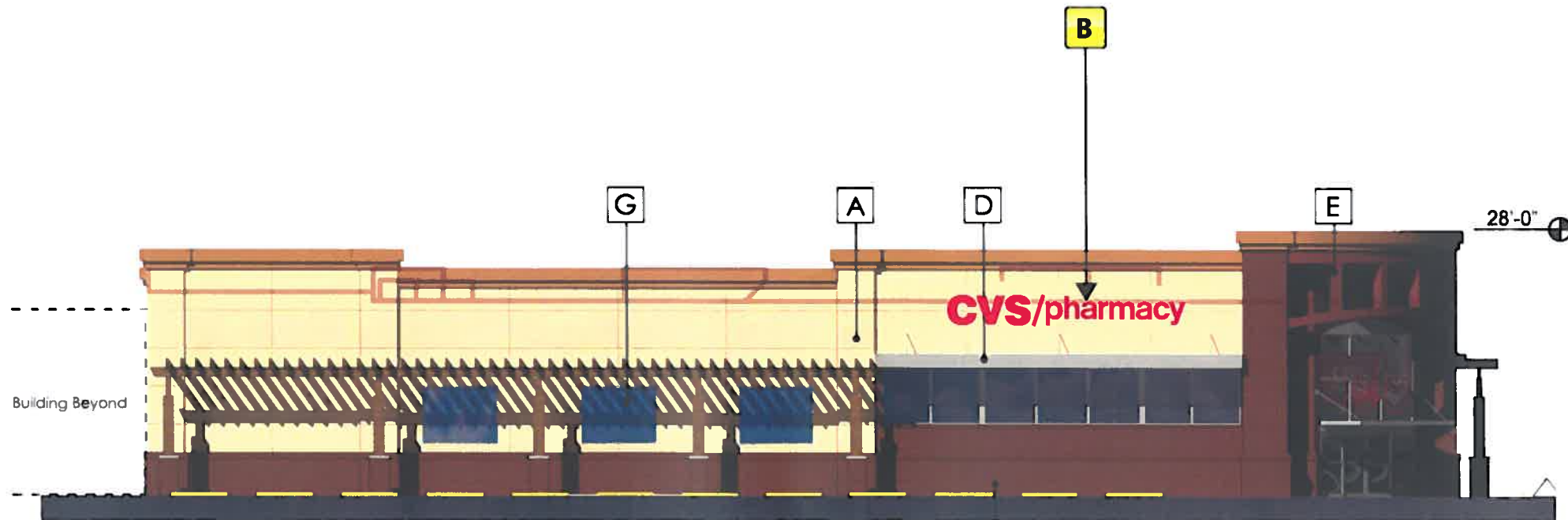
5.7 Major 2 Elevations (CVS/Pharmacy)

Note: These are approved sign locations. Final sign designs and locations will be submitted by individual tenants for Landlord and City approval.



WEST ELEVATION

Scale: 1/16"=1'-0"

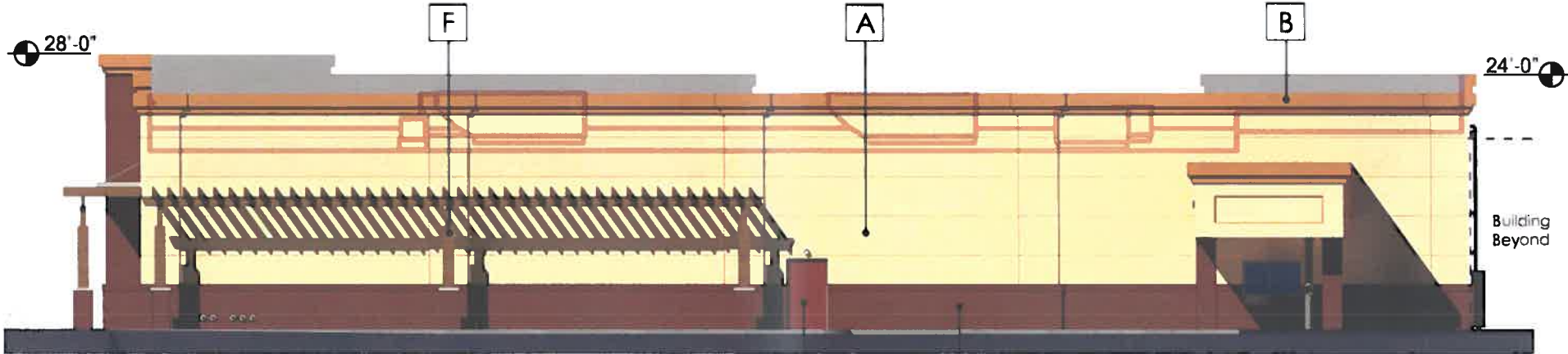


NORTH ELEVATION

Scale: 1/16"=1'-0"

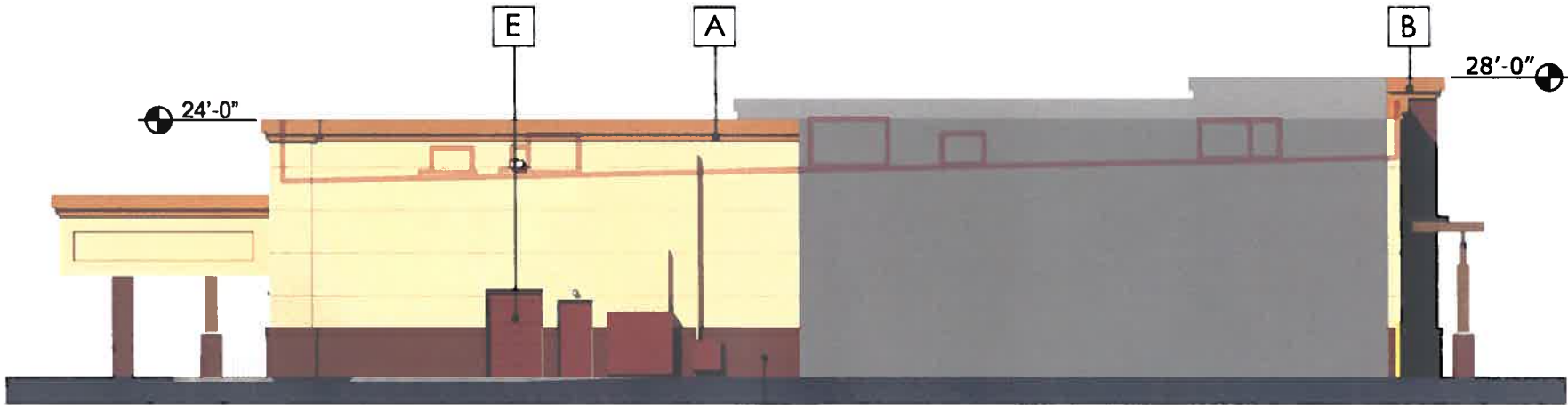
5.8 Major 2 Elevations (CVS/Pharmacy)

Note: These are approved sign locations. Final sign designs and locations will be submitted by individual tenants for Landlord and City approval.



SOUTH ELEVATION

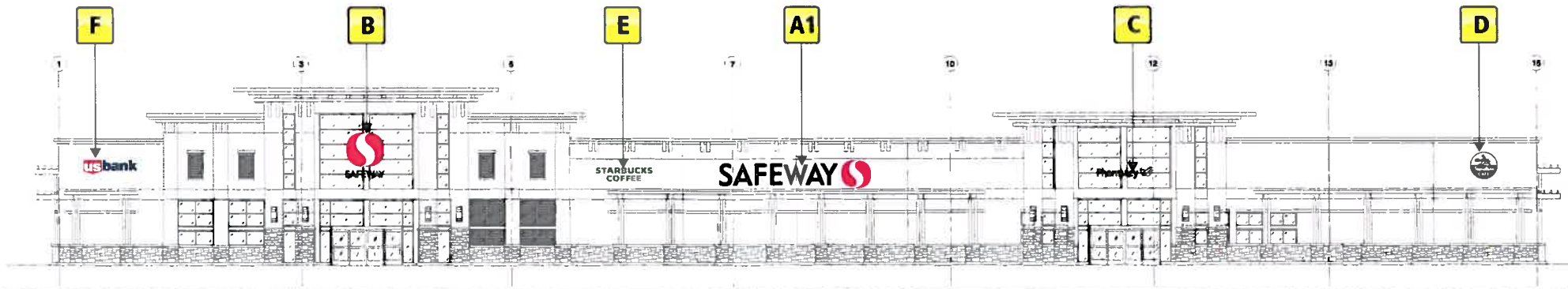
Scale: 1/16"=1'-0"



EAST ELEVATION

Scale: 1/16"=1'-0"

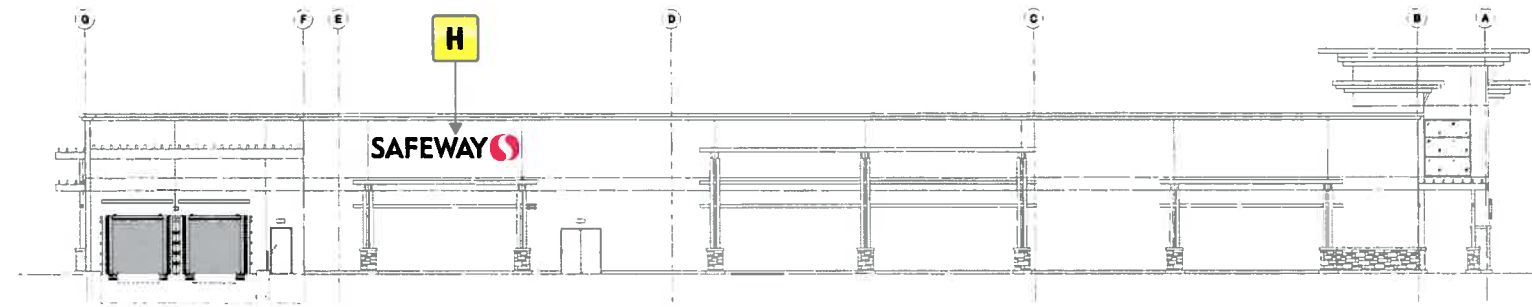
6.0 Major 1 "Safeway" Elevation



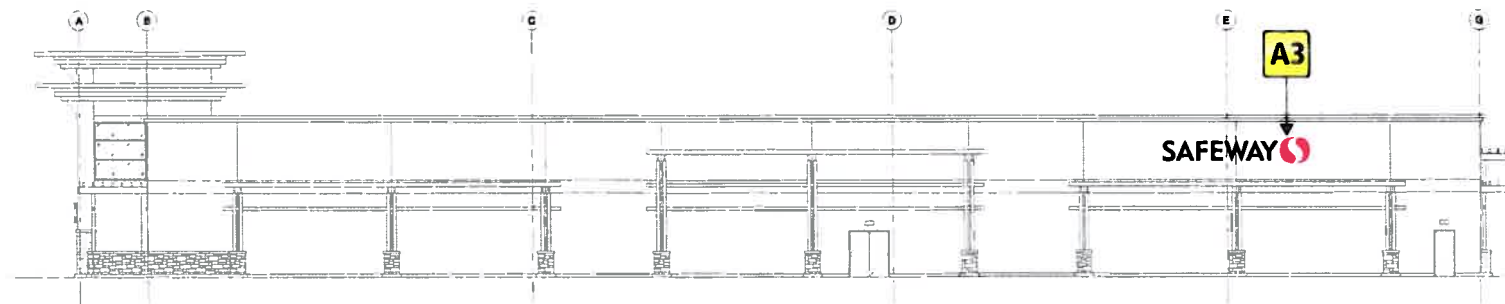
East Elevation
SCALE 1"=30'-0"



West Elevation
SCALE 1"=30'-0"

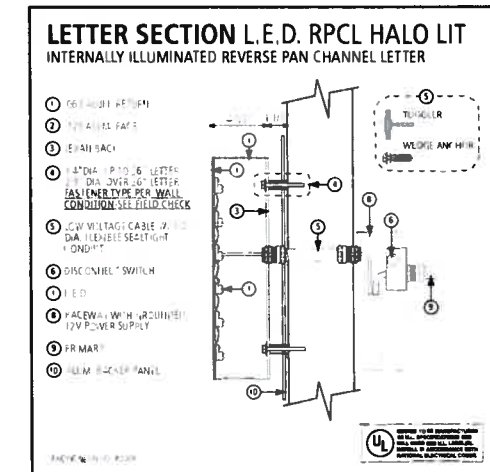
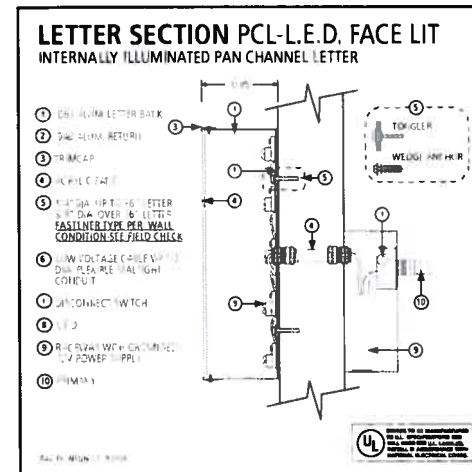


South Elevation
SCALE 1"=30'-0"

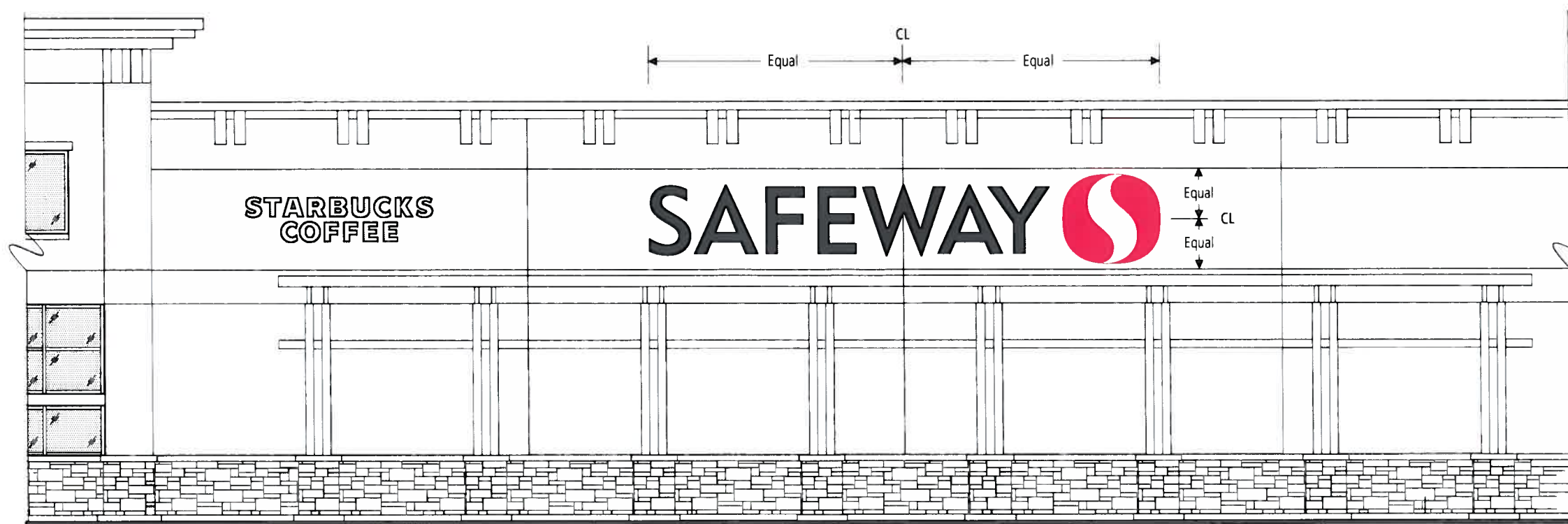


North Elevation
SCALE 1"=30'-0"

6.1 Major 1 "Safeway" Elevation

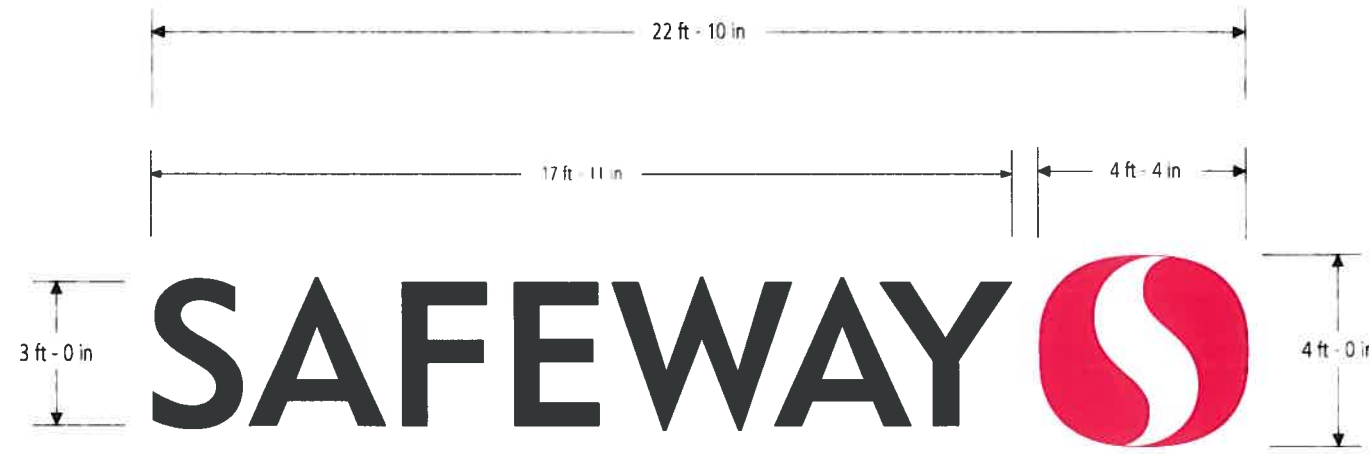


A1 Halo Illum. Letters / Face Illum. Logo
 SAF-48-LOCK-LED
 Scale 1/8" = 1'-0"
 Sign Area 126.5 SqFt.

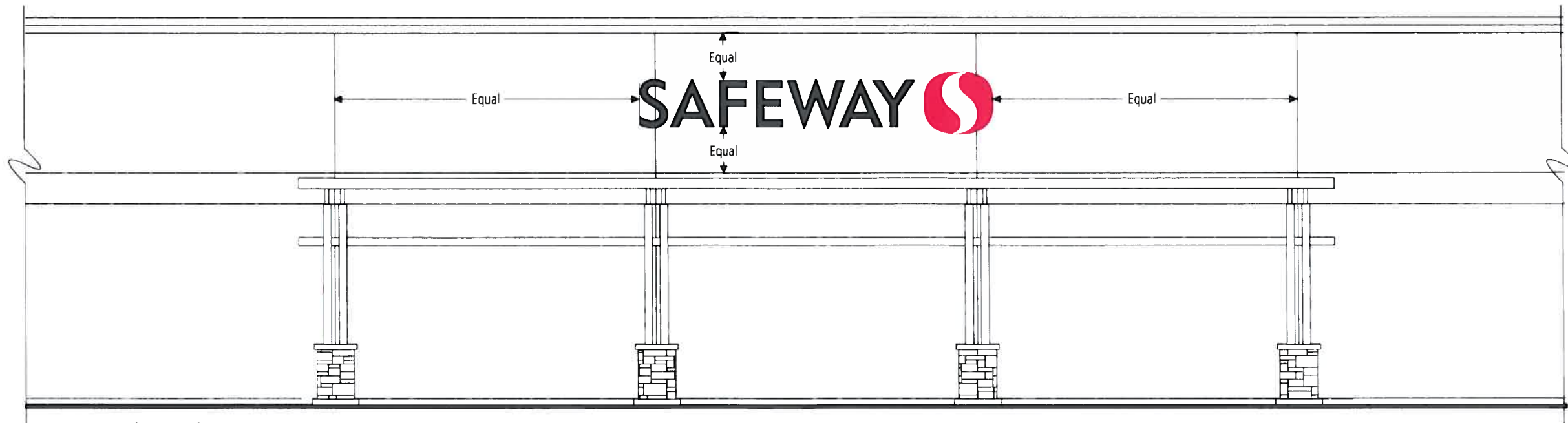
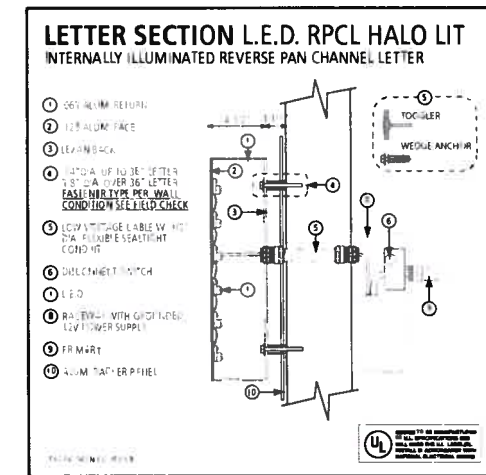
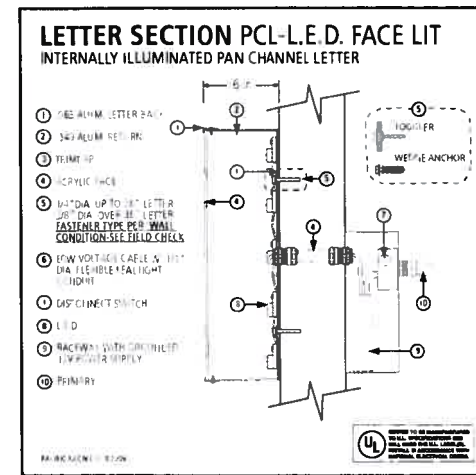


Partial East Elevation
 Scale 1/8" = 1'-0"

6.2 Major 1 "Safeway" Elevation




A2 Halo Illum. Letters / Face Illum. Logo
 SAF-36-LOCK-LED
 Scale 1/4" = 1'-0"
 Sign Area 71.21 SqFt.



Partial West Elevation
 Scale 1/8" = 1'-0"

6.3 Major 1 "Safeway" Elevation

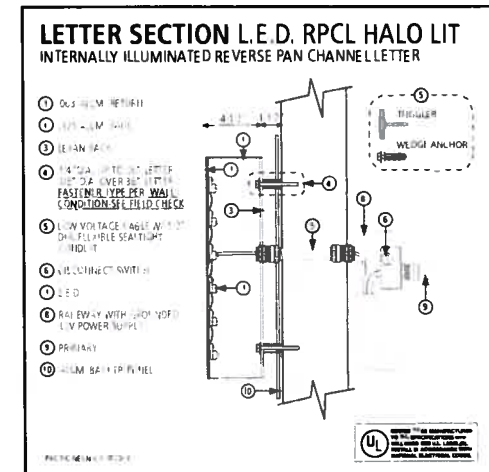
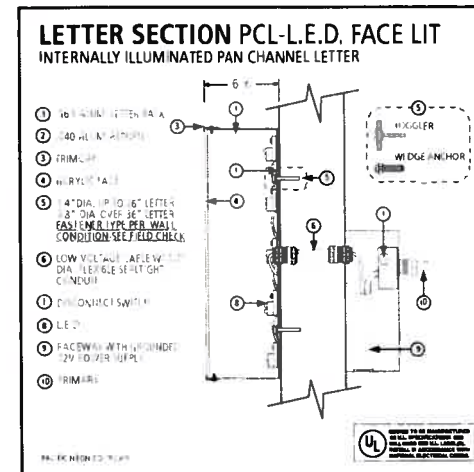


A3 Halo Illum. Letters / Face Illum. Logo

SAF-36-LOCK-LED

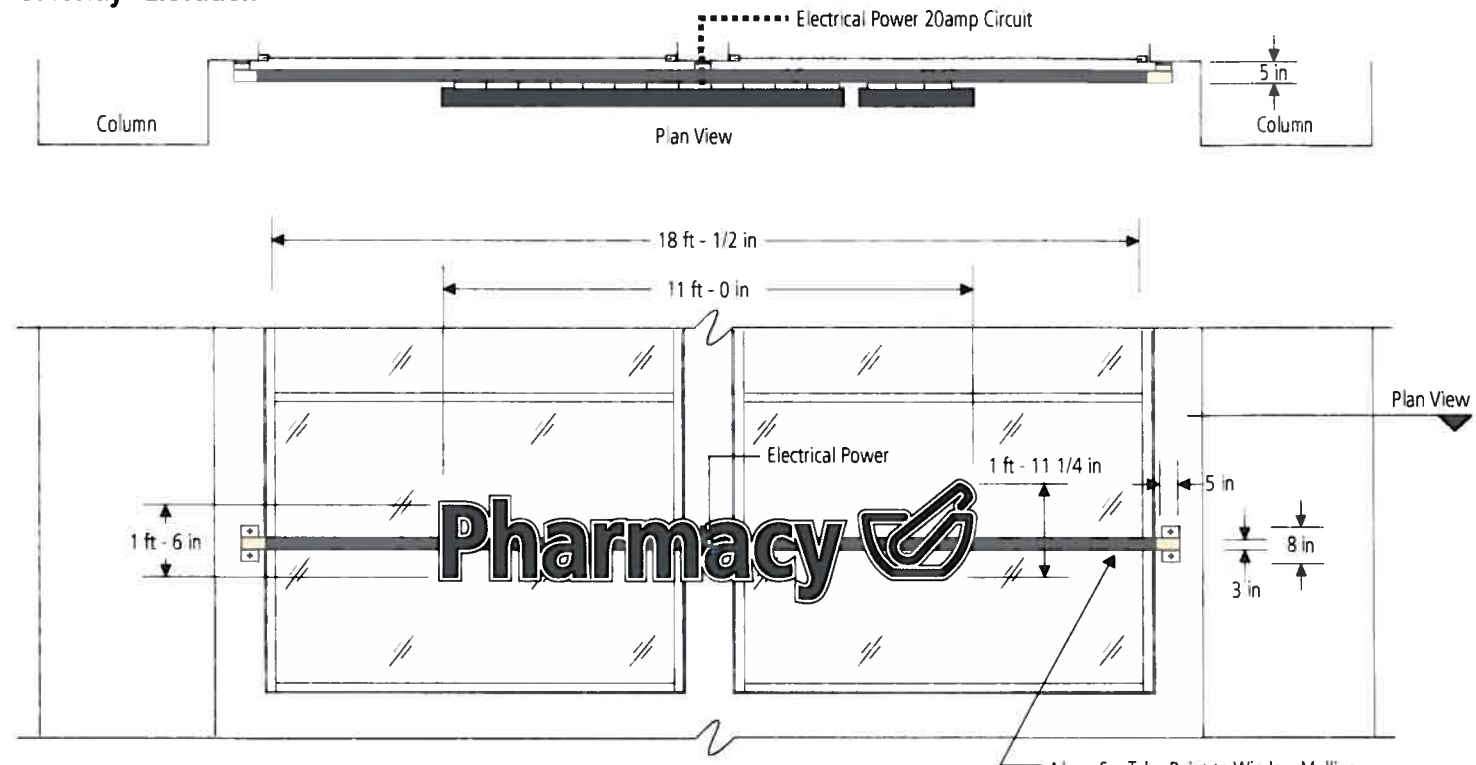
Scale 1/4" = 1'-0"

Sign Area 71.21 SqFt.

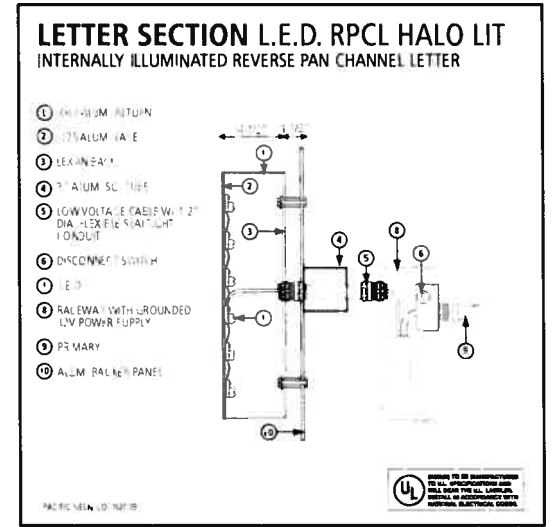


Partial North Elevation
Scale 1/8" = 1'-0"

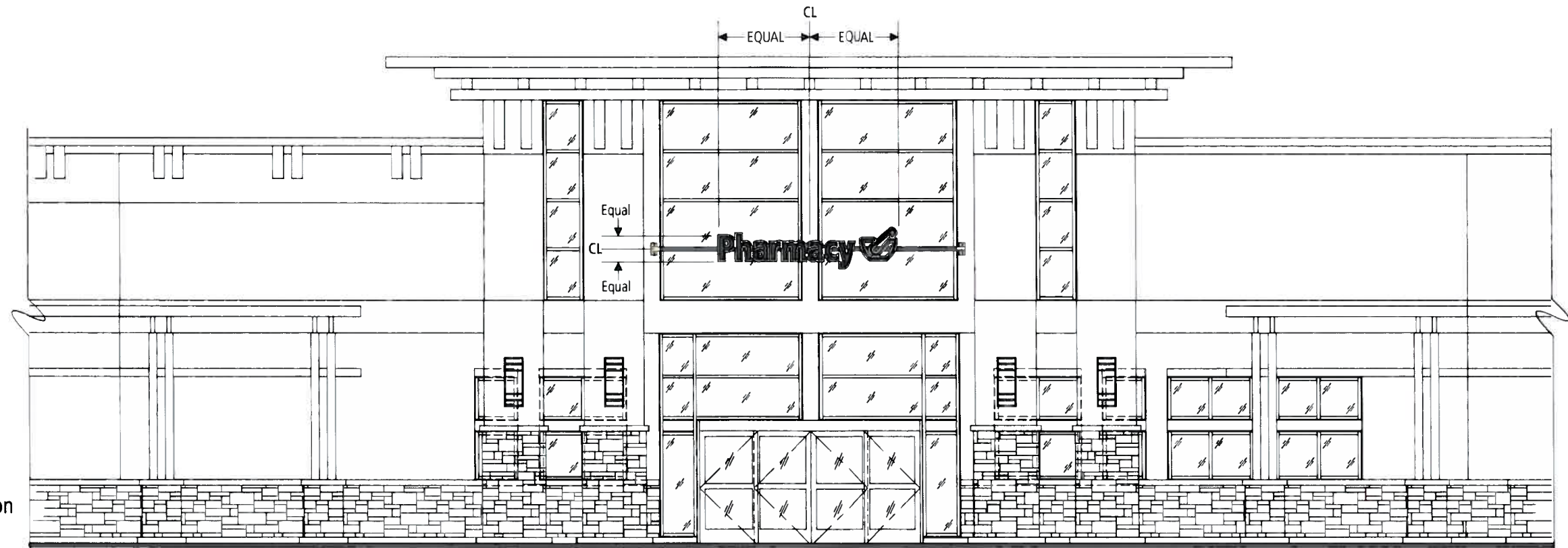
6.5 Major 1 "Safeway" Elevation



C Halo Illum. Letters
 SAF-18-PHRM-CY-LED
 Scale 1/4" = 1'-0"
 Sign Area 16.67 SqFt.

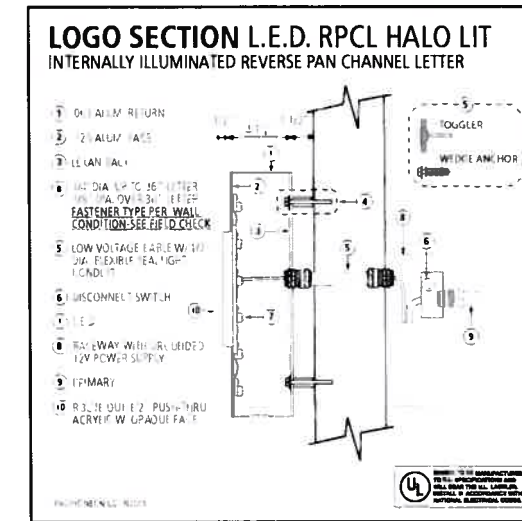


Alum. Sq. Tube Paint to Window Mullions.
 Ends to be capped and ground smooth with mounting plates Paint to match wall color.

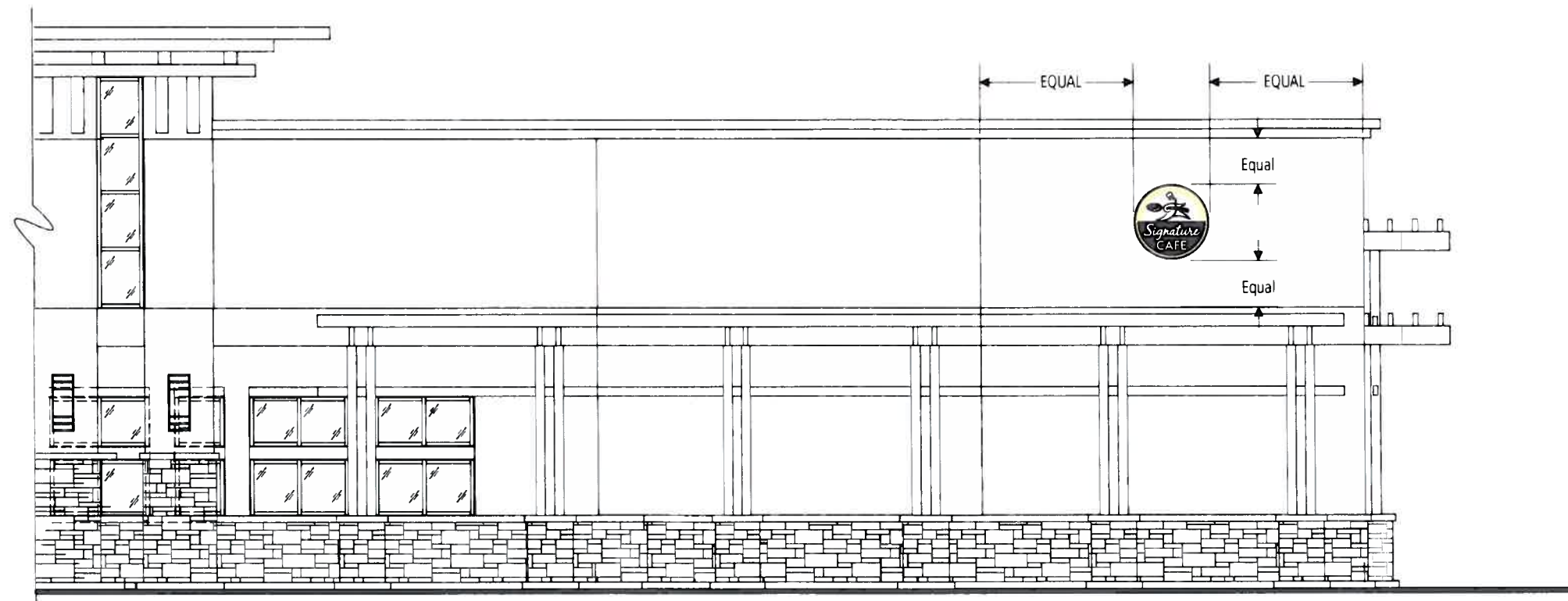


Partial East Elevation
 Scale 1/8" = 1'-0"

6.6 Major 1 "Safeway" Elevation

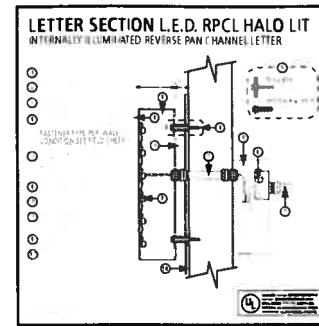


D Halo Illum. Logo (Custom)
 SAF-48-SIGNATURECAFE-LED
 Scale 1/2" = 1'-0"
 Sign Area 16 SqFt.



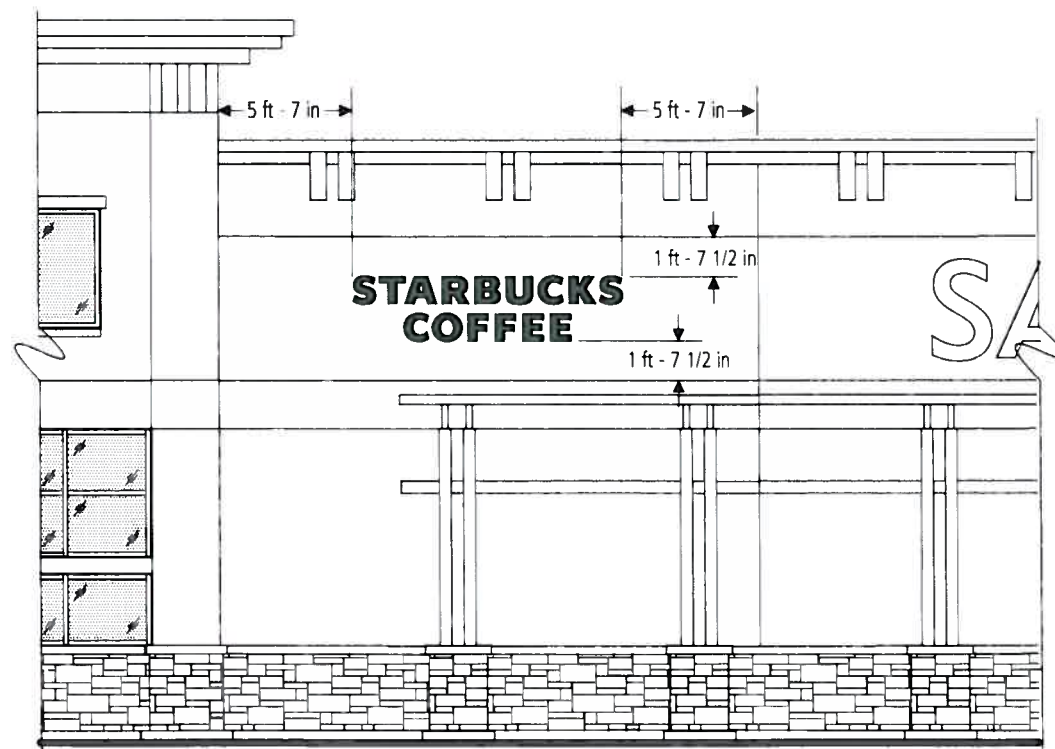
Partial East Elevation
 Scale 1/8" = 1'-0"

6.7 Major 1 "Safeway" Elevation

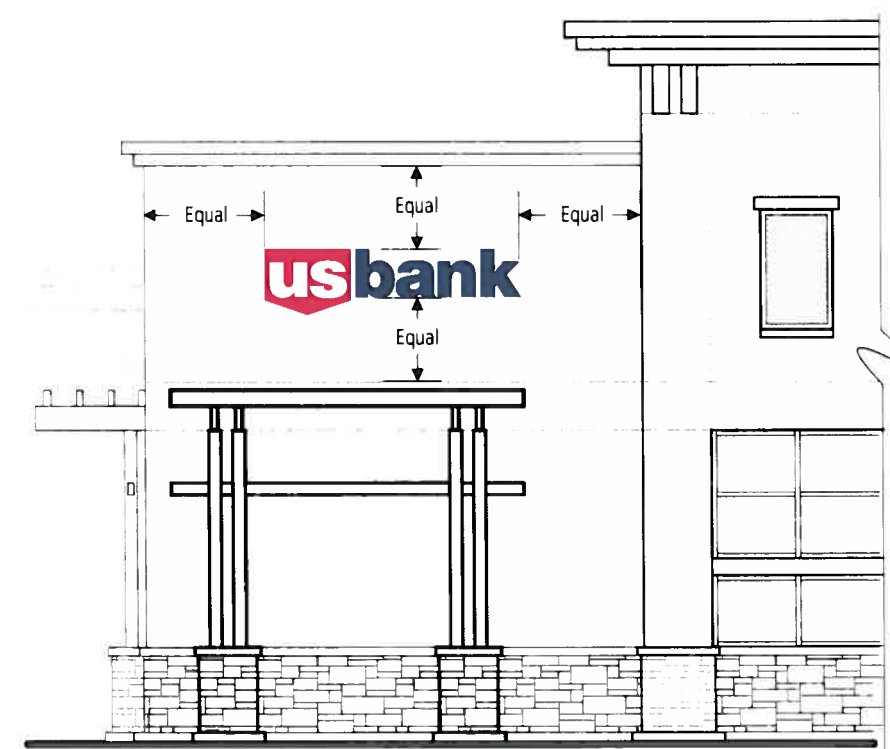


E Halo Illum. Letters
14" Starbucks
Scale 3/8"=1'-0"
Sign Area 21 SqFt.

F Halo Illum. Letters
24" US Bank
Scale 3/8"=1'-0"
Sign Area 23 SqFt.

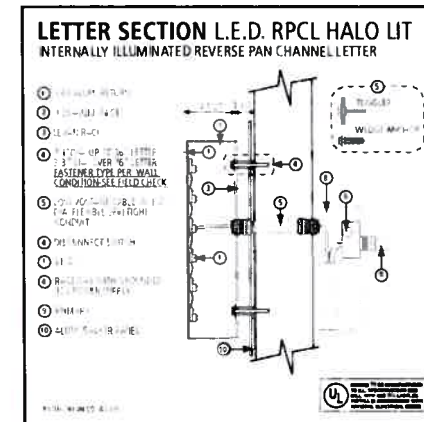
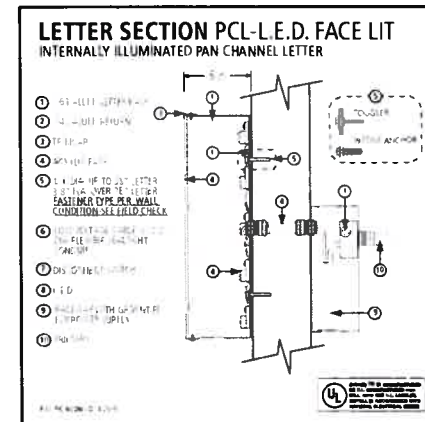
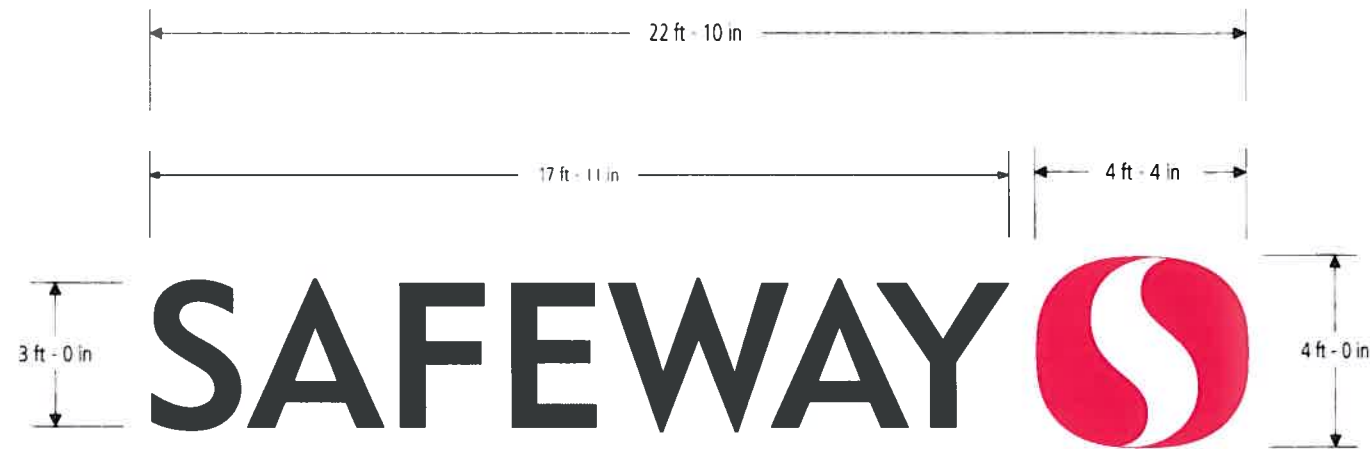


Partial East Elevation
Scale 1/8"=1'-0"

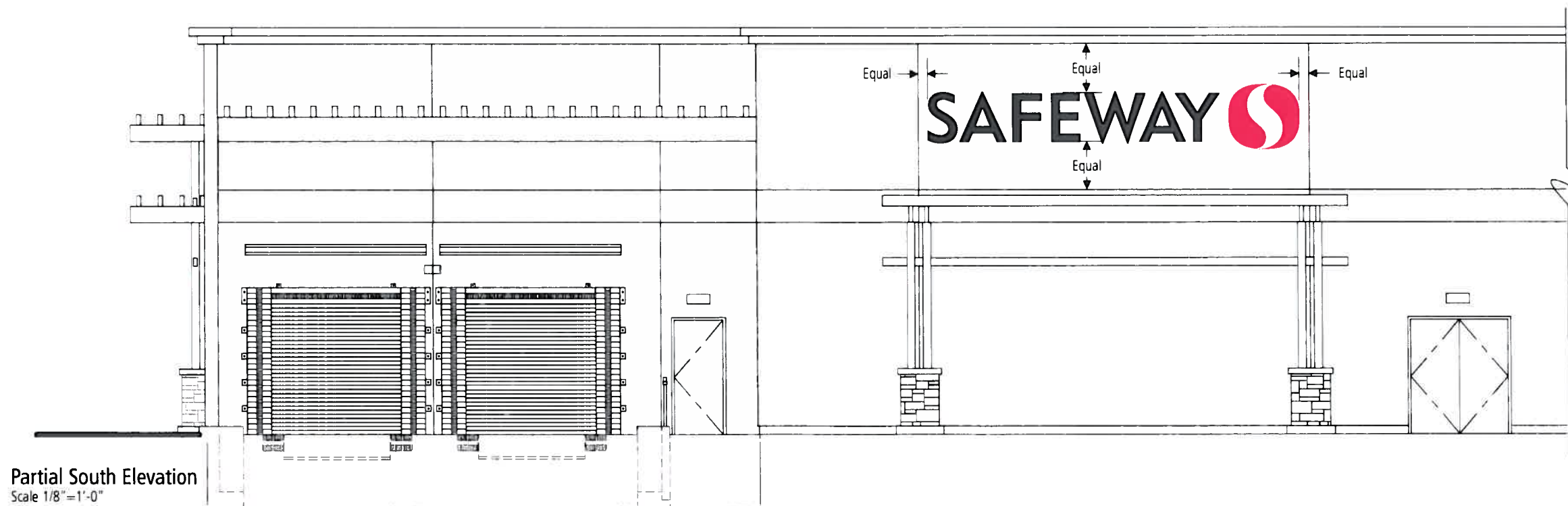


Partial East Elevation
Scale 1/8"=1'-0"

6.8 Major 1 "Safeway" Elevation

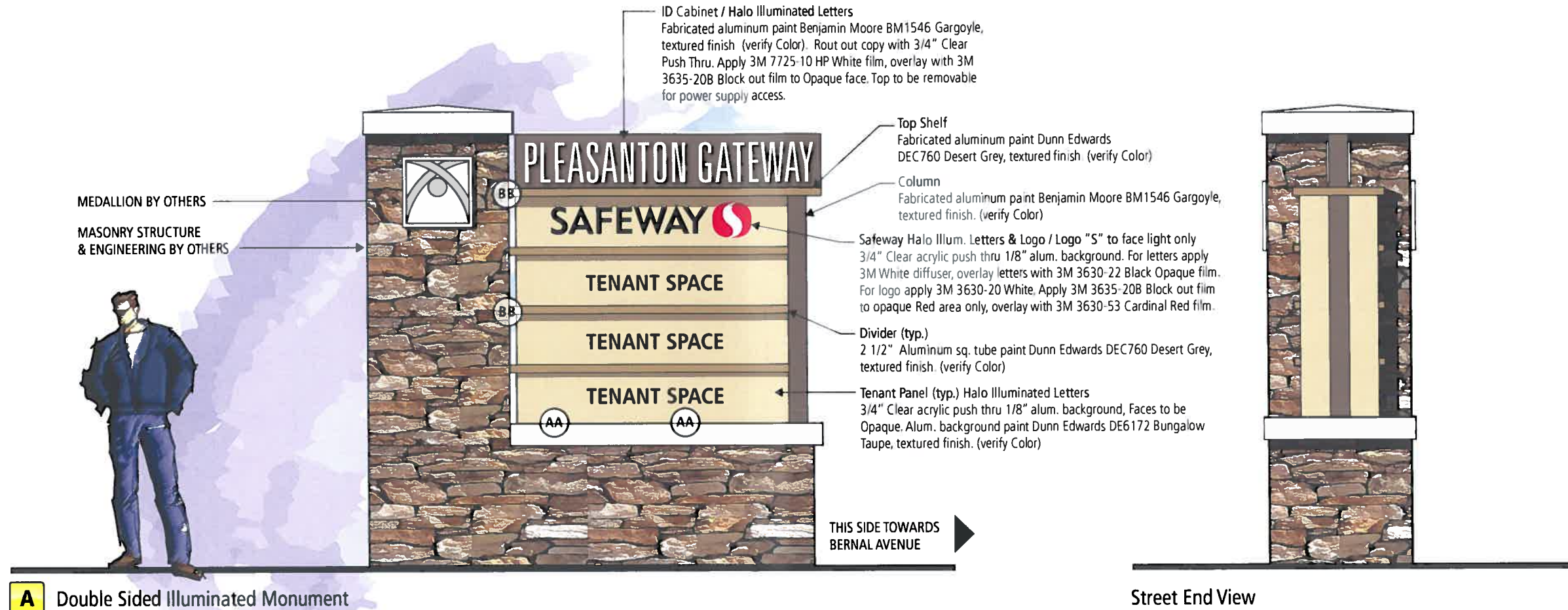


H Halo Illum. Letters / Face Illum. Logo
SAF-36-LOCK-LED
Scale 1/4"=1'-0"
Sign Area 71.21 SqFt.



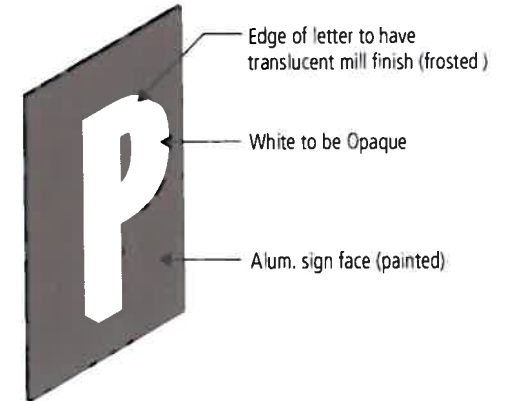
Partial South Elevation
Scale 1/8"=1'-0"

7.0 Pleasanton Gateway | Monument A

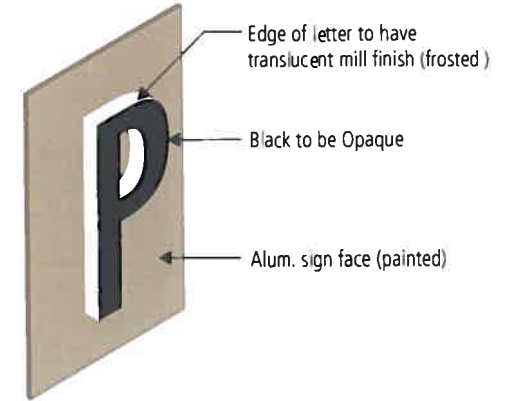


A Double Sided Illuminated Monument
Scale 3/8"=1'-0"
Sign Area 22 SqFt. (4'-7" x 4'-10")

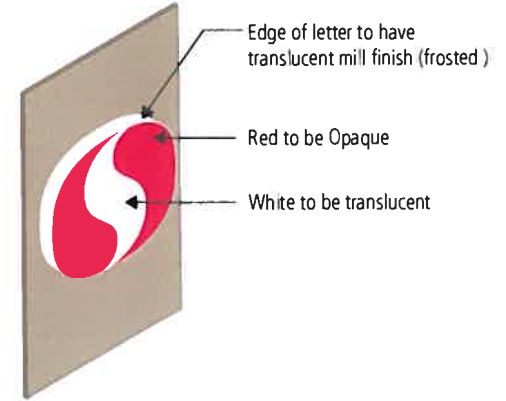
"Pleasanton Gateway"
Rout Out Push Thru Letter Detail



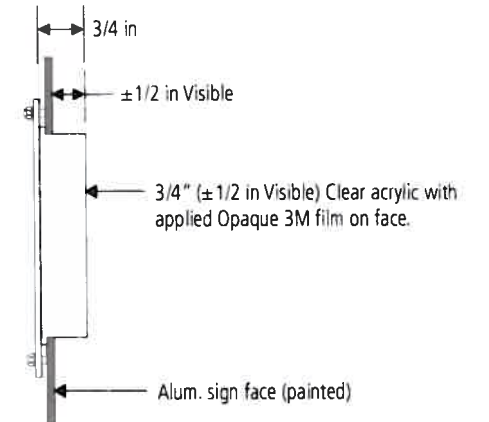
"Safeway"
Rout Out Push Thru Letter Detail



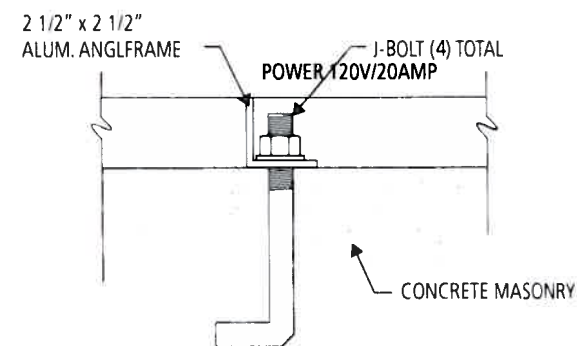
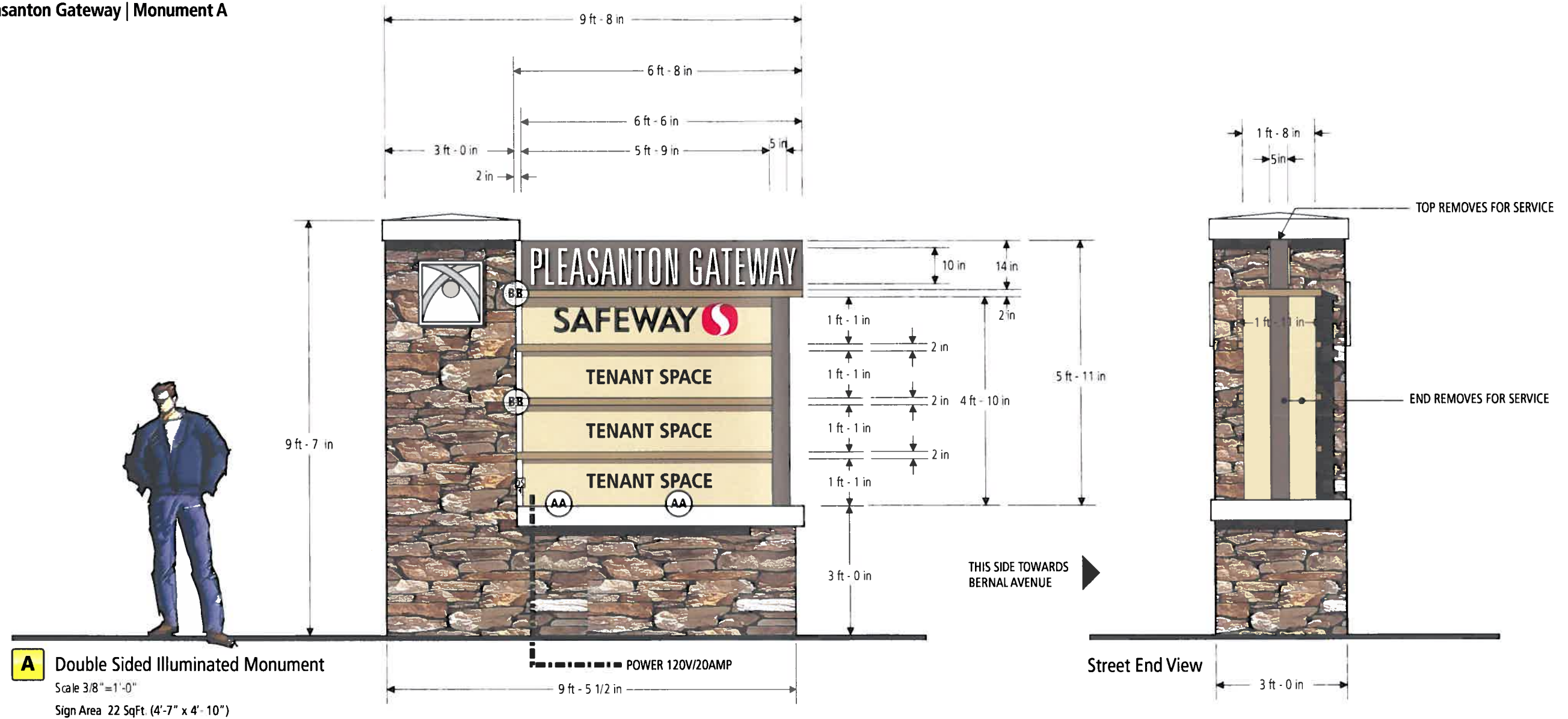
"Safeway"
Rout Out Push Thru Logo Detail



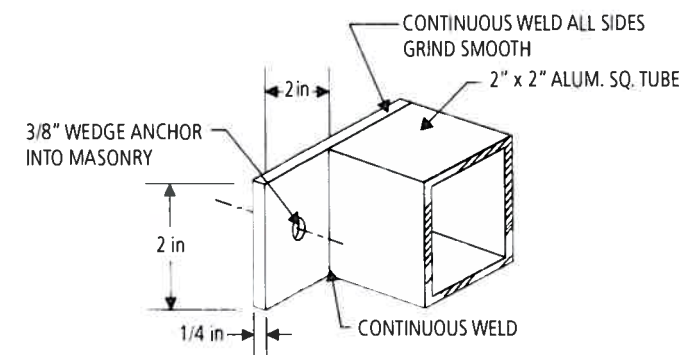
Rout Out Push Thru Letter Section



7.1 Pleasanton Gateway | Monument A

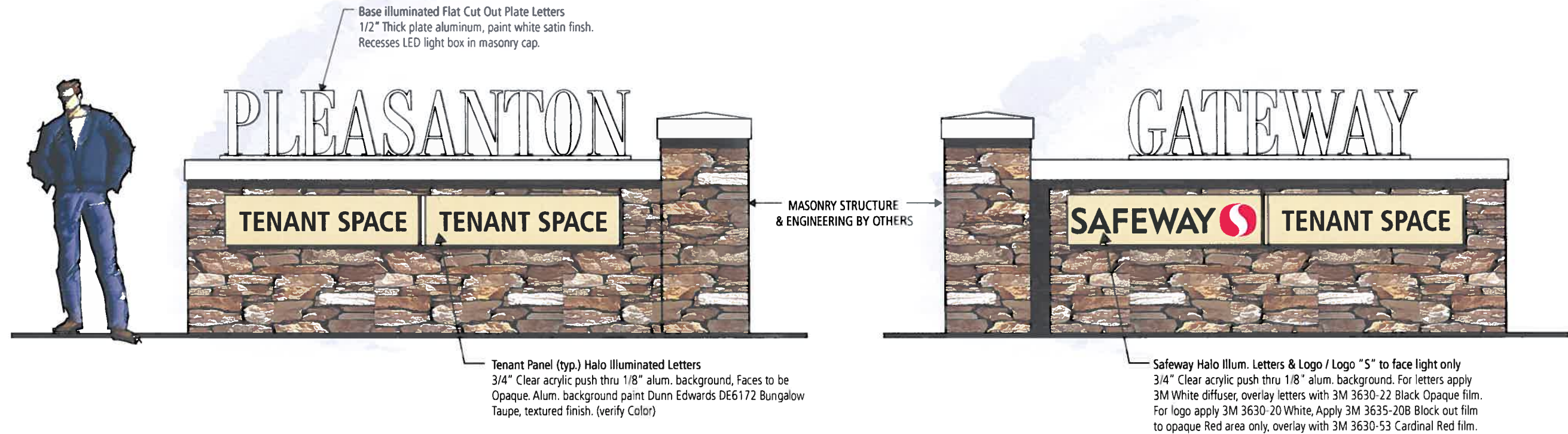


Attachment Detail AA
 (NOT TO SCALE)



Attachment Detail BB
 (NOT TO SCALE)

8.0 Pleasanton Gateway | Monument B

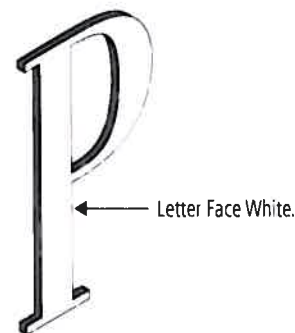


B Single Sided Illuminated Entry Monument

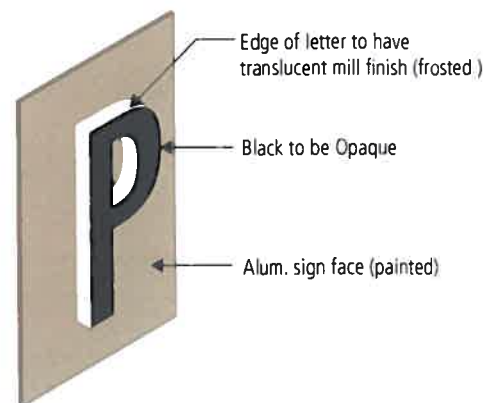
Scale 3/8" = 1'-0"

Sign Area 11 SqFt. (9'-2" x 1'-2") Per Sign

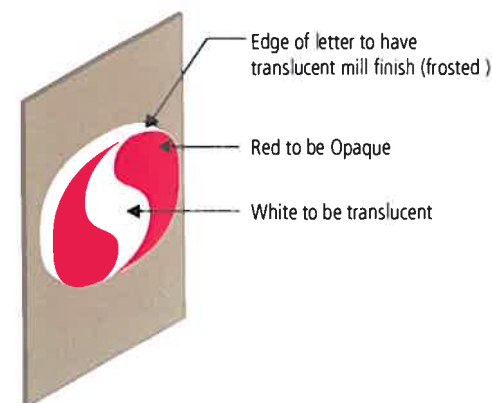
"Pleasanton Gateway"
Flat Cut Out Letter Detail



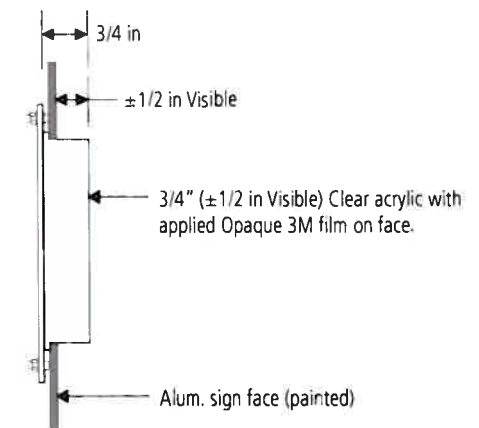
"Safeway"
Rout Out Push Thru Letter Detail



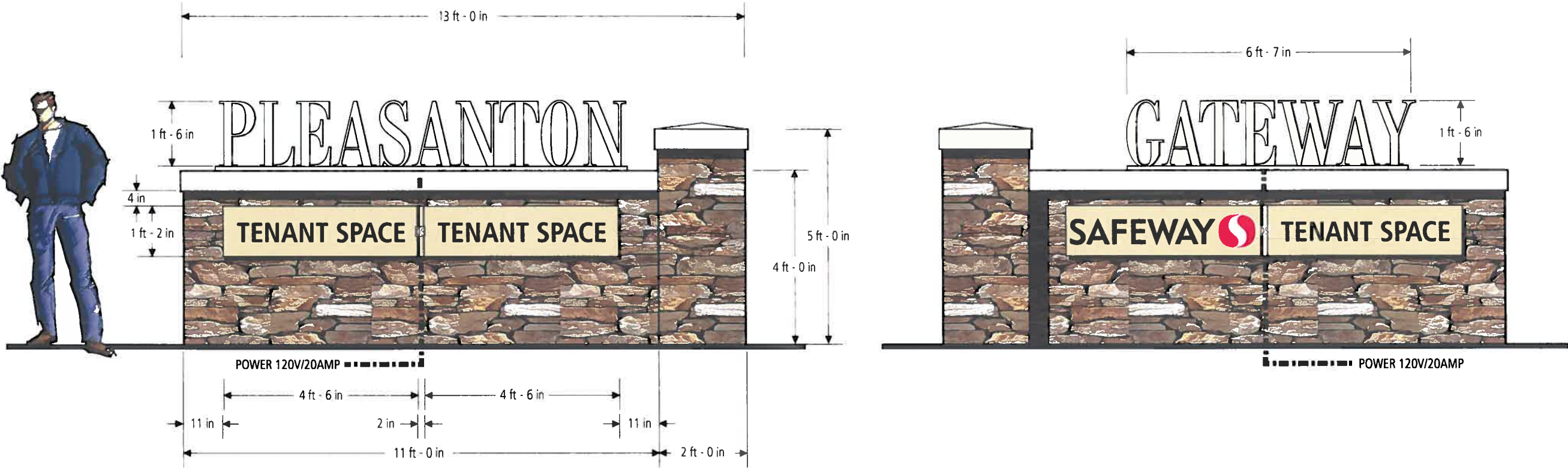
"Safeway"
Rout Out Push Thru Logo Detail



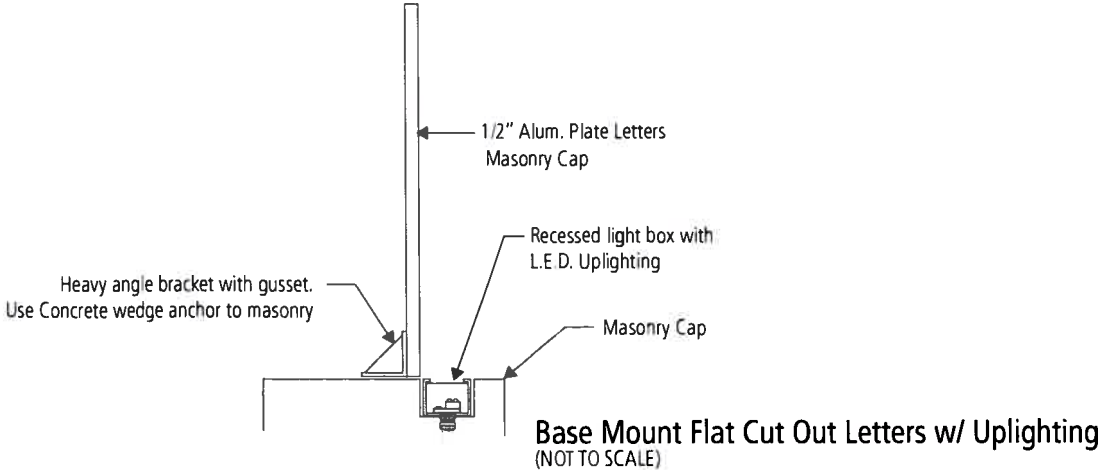
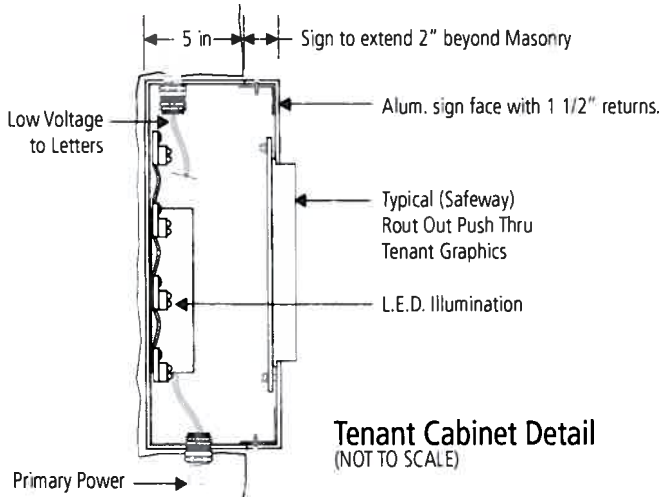
Rout Out Push Thru Letter Section



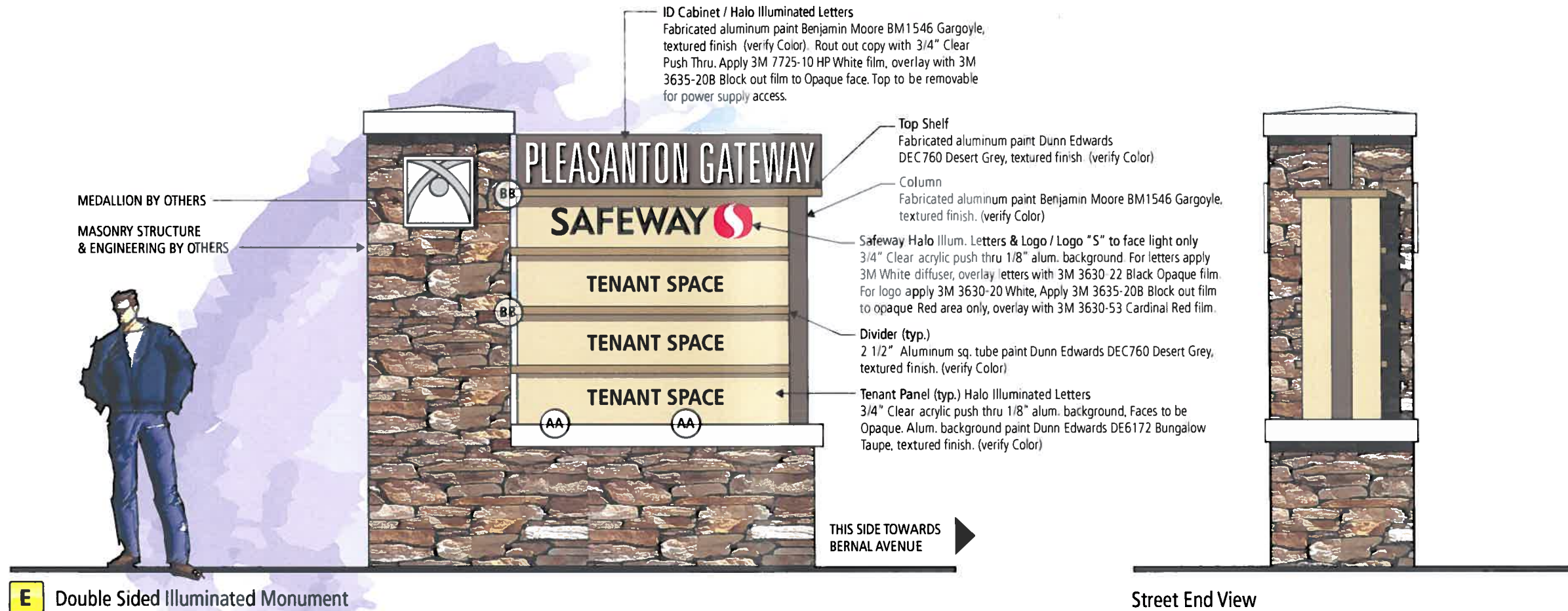
8.1 Pleasanton Gateway | Monument B



B Single Sided Illuminated Entry Monument
 Scale 3/8"=1'-0"
 Sign Area 11 SqFt. (9'-2" x 1'-2") Per Sign



9.0 Pleasanton Gateway | Monument E

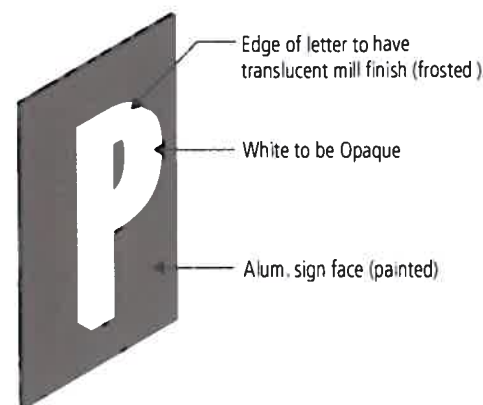


E Double Sided Illuminated Monument

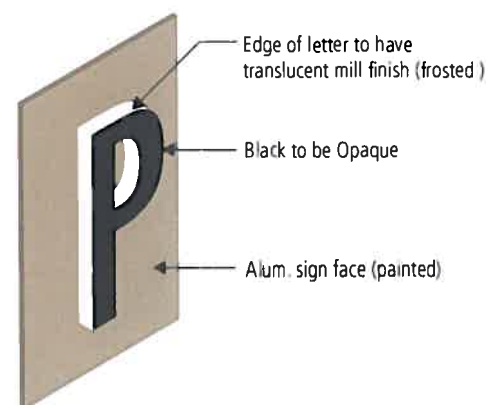
Scale 3/8"=1'-0"

Sign Area 22 SqFt. (4'-7" x 4'-10")

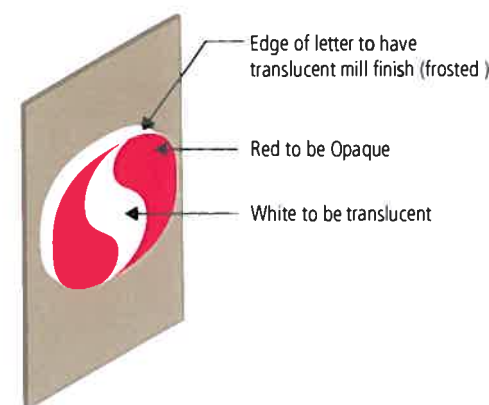
"Pleasanton Gateway"
 Rout Out Push Thru Letter Detail



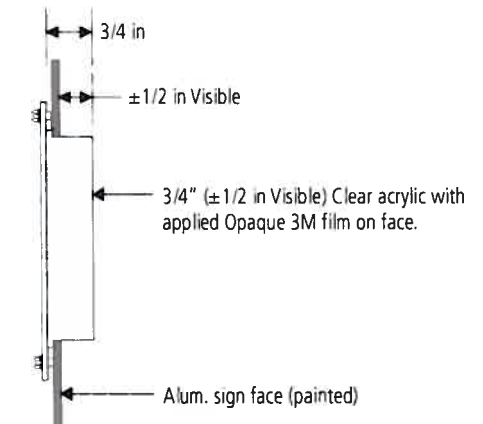
"Safeway"
 Rout Out Push Thru Letter Detail



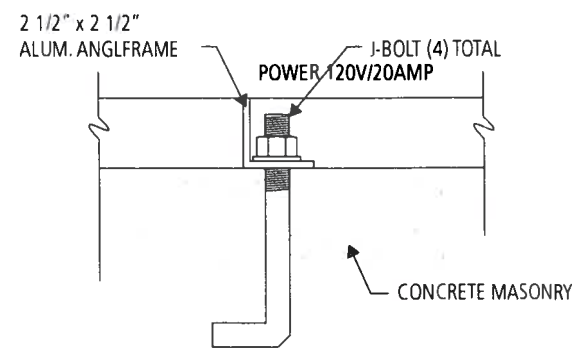
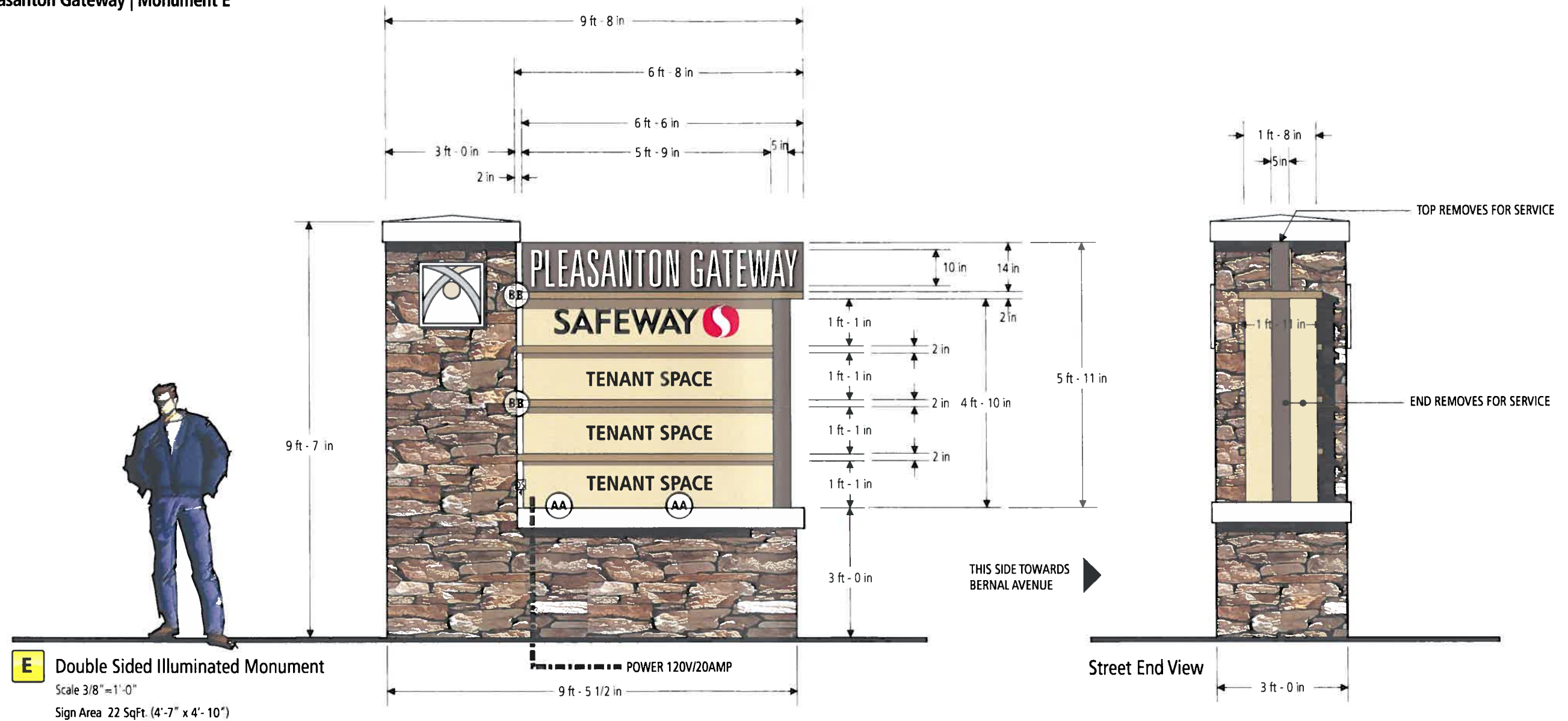
"Safeway"
 Rout Out Push Thru Logo Detail



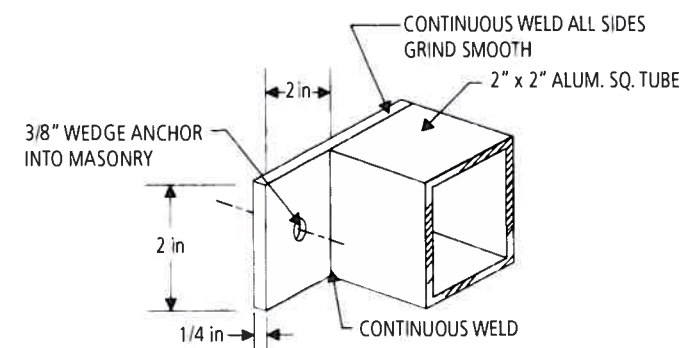
Rout Out Push Thru Letter Section



9.1 Pleasanton Gateway | Monument E

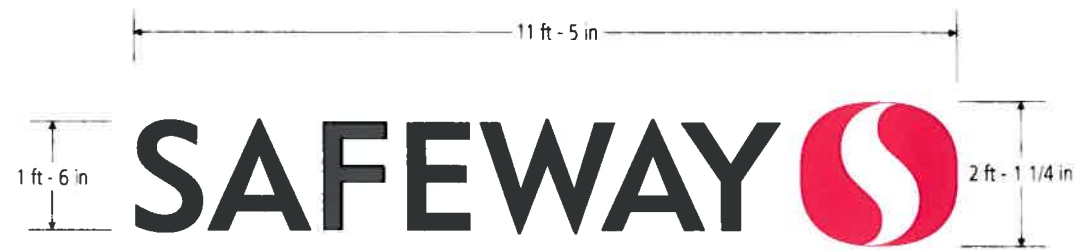


Attachment Detail AA
 (NOT TO SCALE)

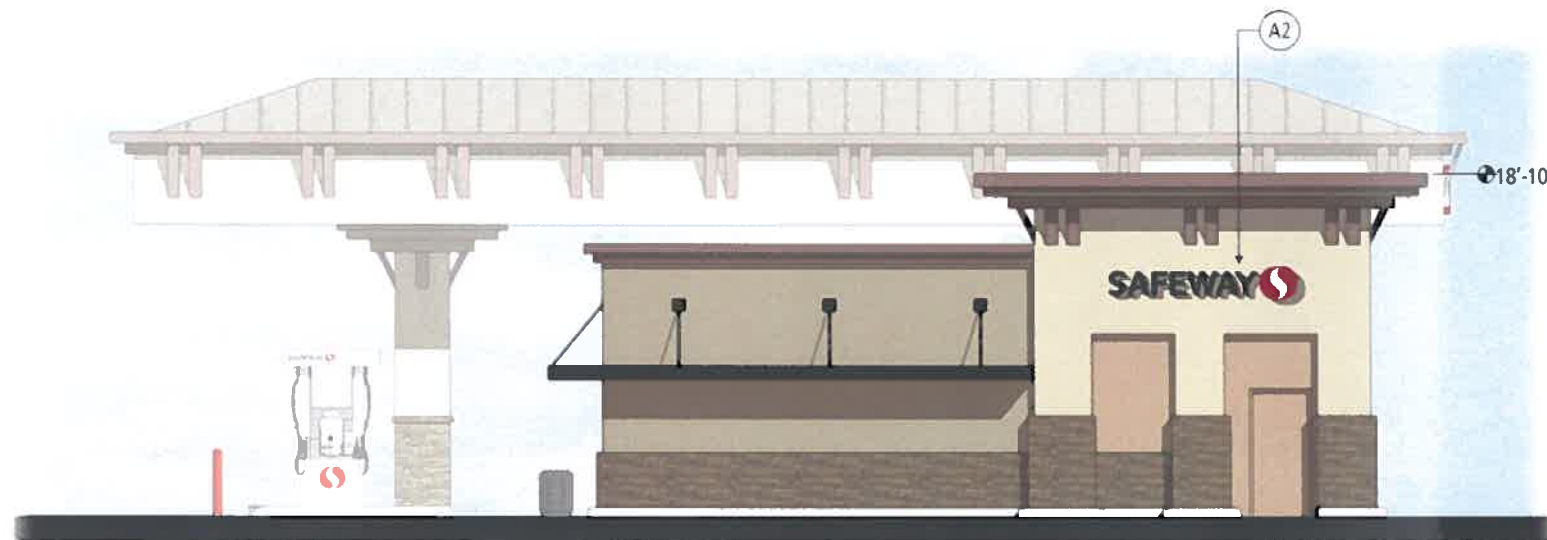
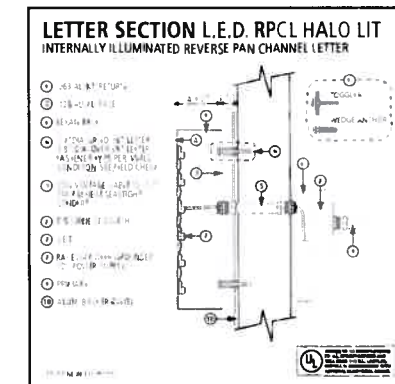
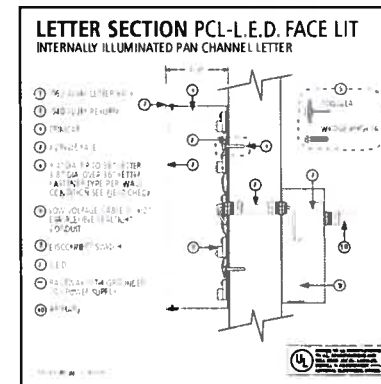


Attachment Detail BB
 (NOT TO SCALE)

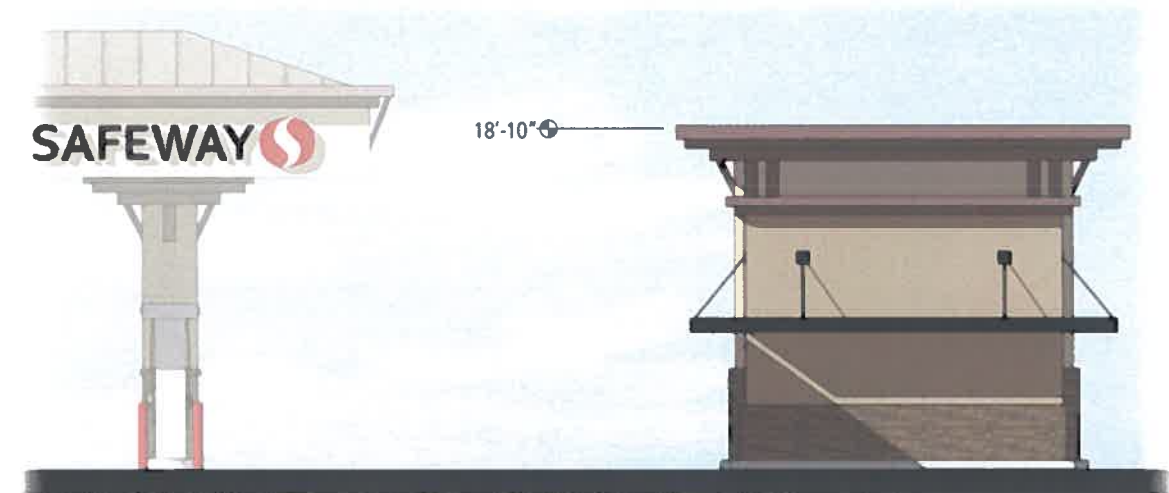
10.0 Pleasanton Gateway | Fuel Service Kiosk



A1 A2 Halo Illum. Letters / Face Illum. Logo
 SAF-18-LOCK-LED | Scale 3/8" = 1'-0"
 Sign Area 17.63 SqFt.



North Elevation



East Elevation



South Elevation

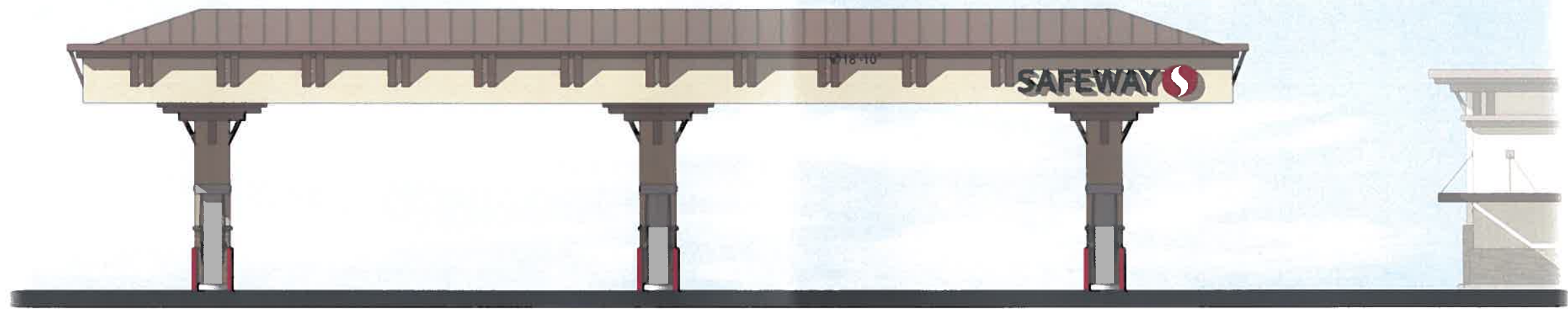
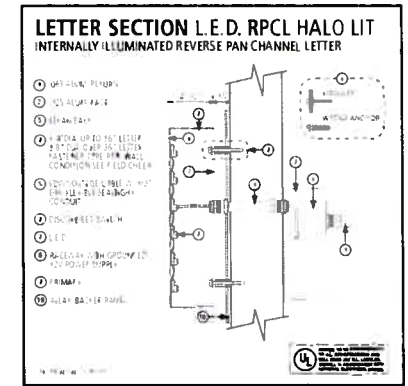
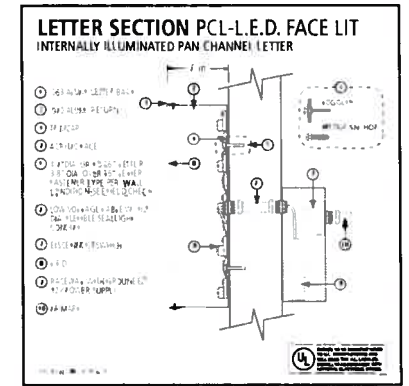


West Elevation

10.1 Pleasanton Gateway | Fuel Service Canopy



B1 **B2** Halo Illum. Letters / Face Illum. Logo
 SAF-24-LOCK-LED | Scale 3/8" = 1'-0"
 Sign Area 31.6 SqFt.

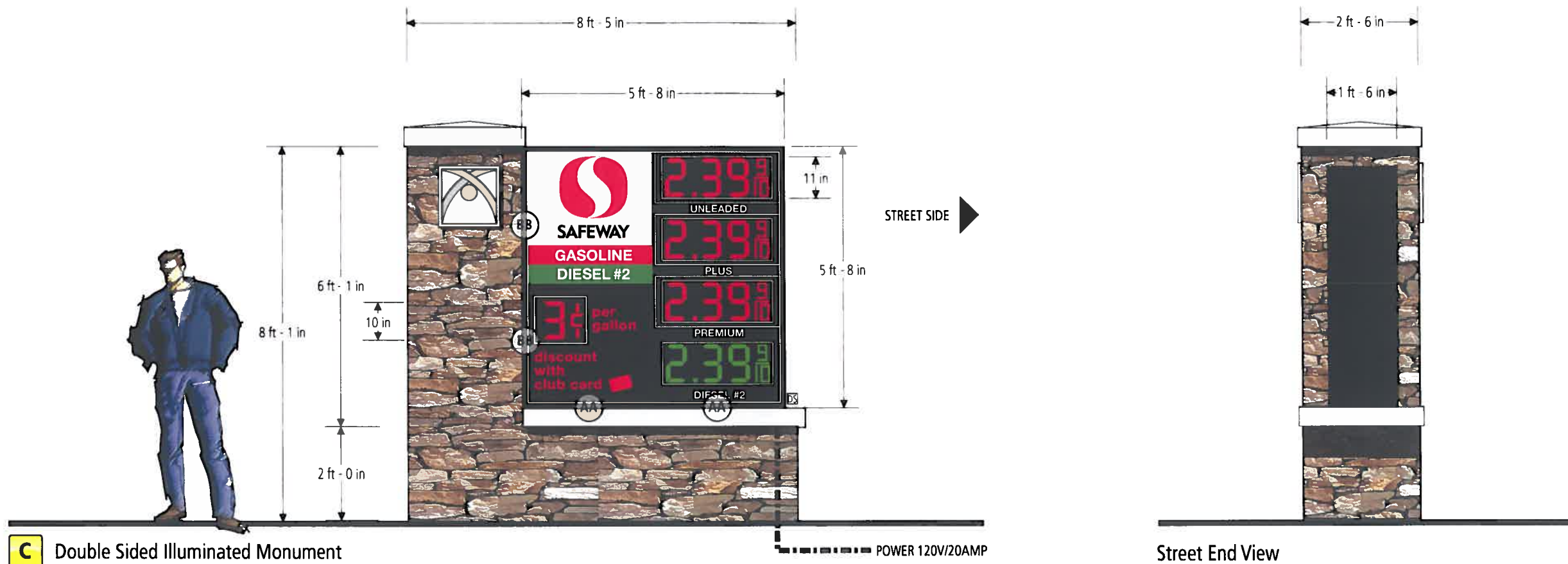


East Elevation

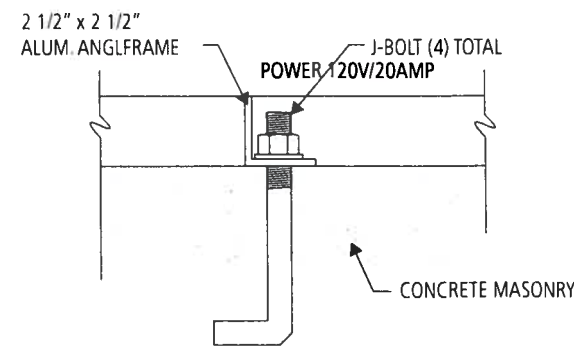


South Elevation

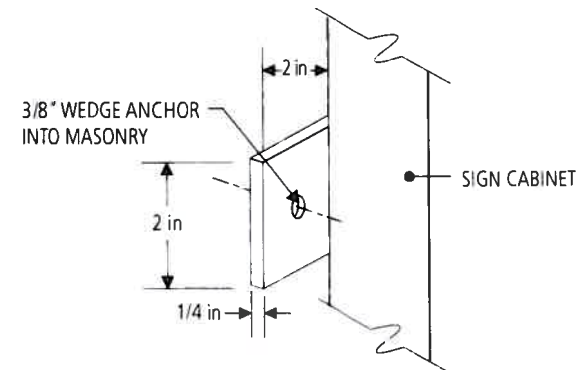
10.2 Pleasanton Gateway | Fuel Service Canopy



C Double Sided Illuminated Monument
Scale 3/8" = 1'-0"

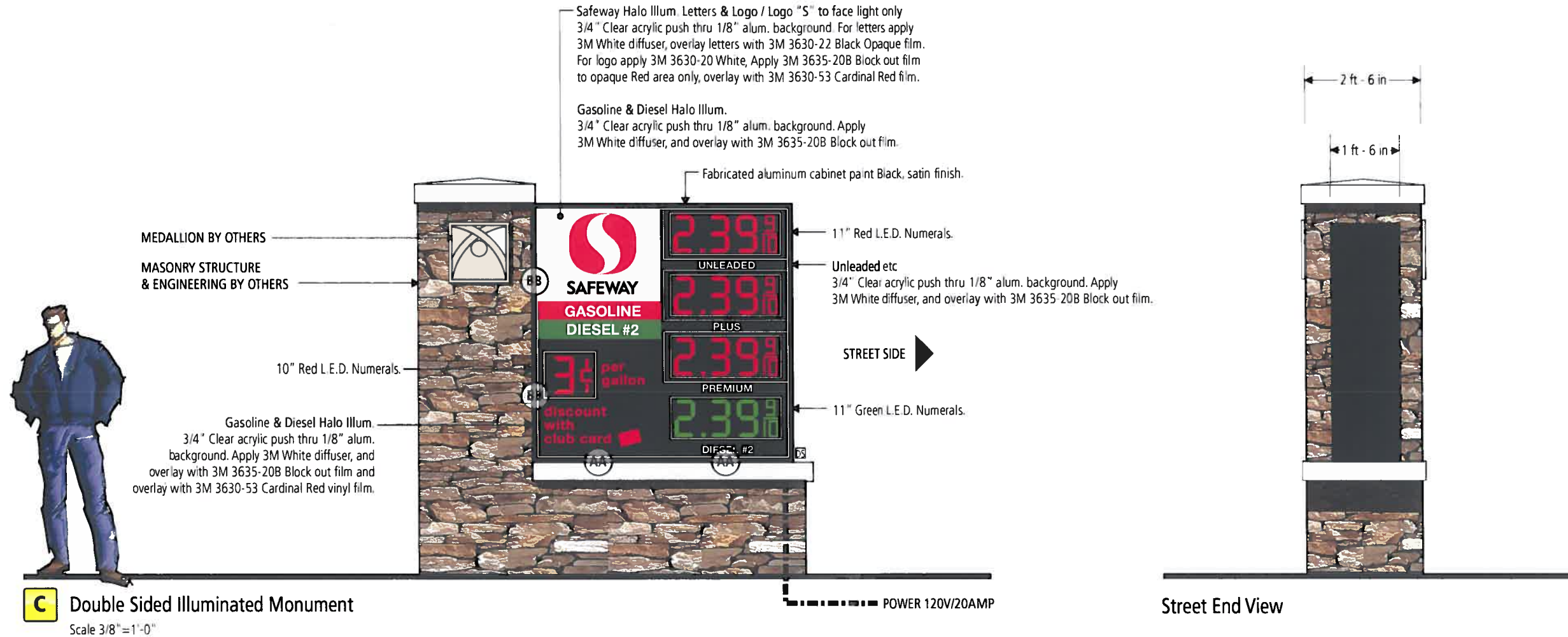


Attachment Detail AA
(NOT TO SCALE)

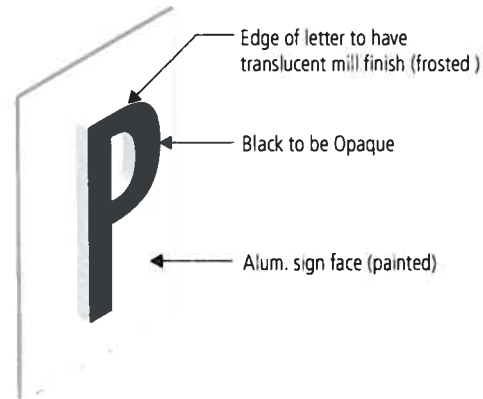


Attachment Detail BB
(NOT TO SCALE)

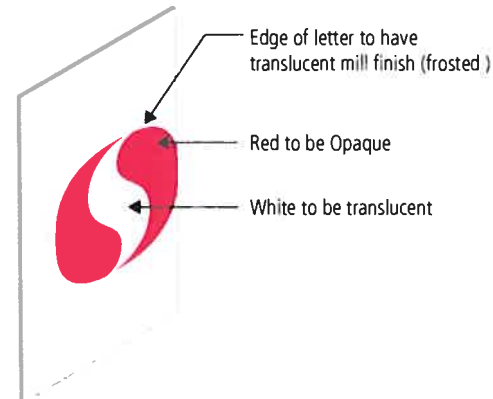
10.3 Pleasanton Gateway | Fuel Service Canopy



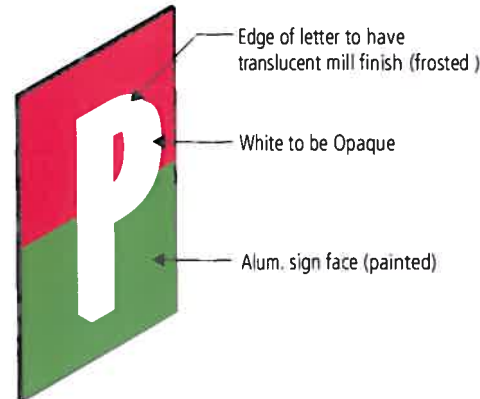
"Safeway"
Rout Out Push Thru Letter Detail



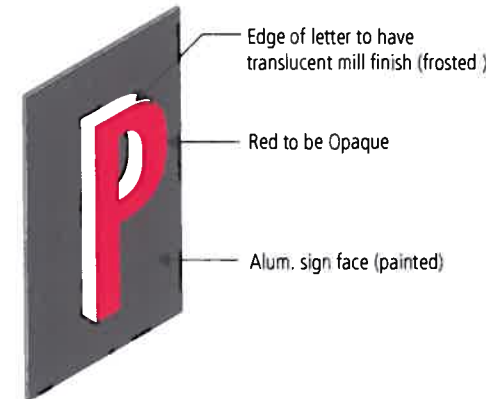
"Safeway"
Rout Out Push Thru Logo Detail



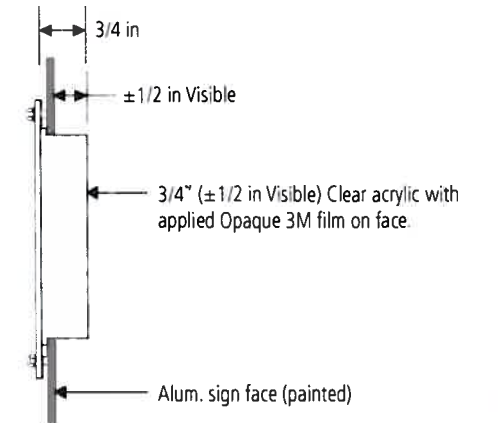
"Gasoline / Diesel"
Rout Out Push Thru Letter Detail



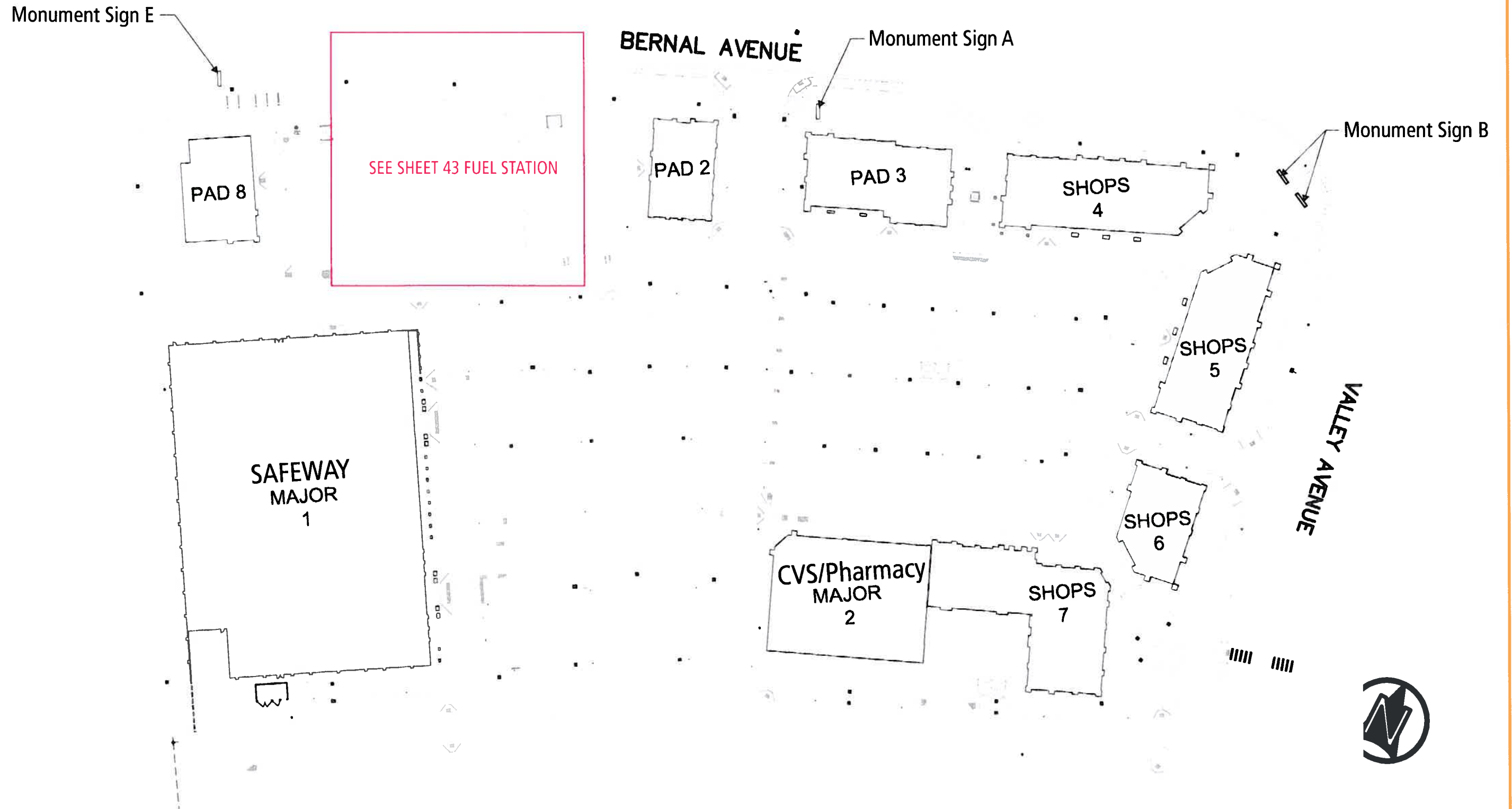
"SPer Gallon..."
Rout Out Push Thru Letter Detail



Rout Out Push Thru Letter Section



11.0 Site Plan- Building Reference & Monument Locations



11.1 Site Plan- Fuel Center

