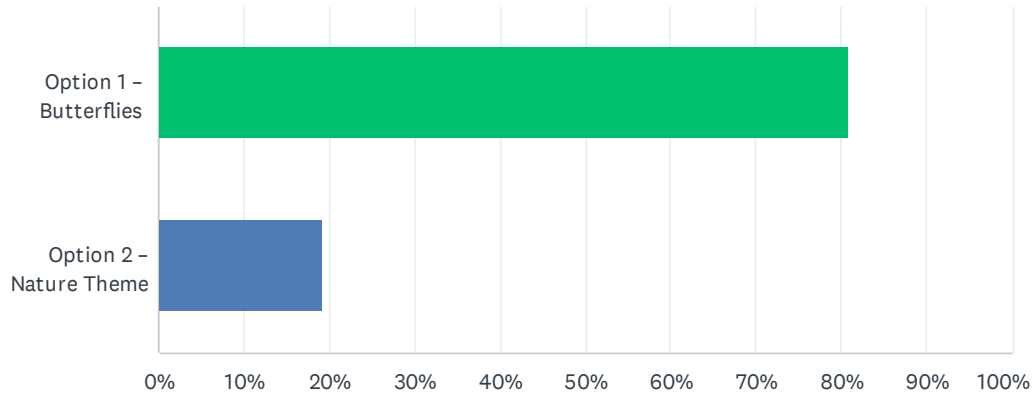




## Q1 Which playground option do you prefer?

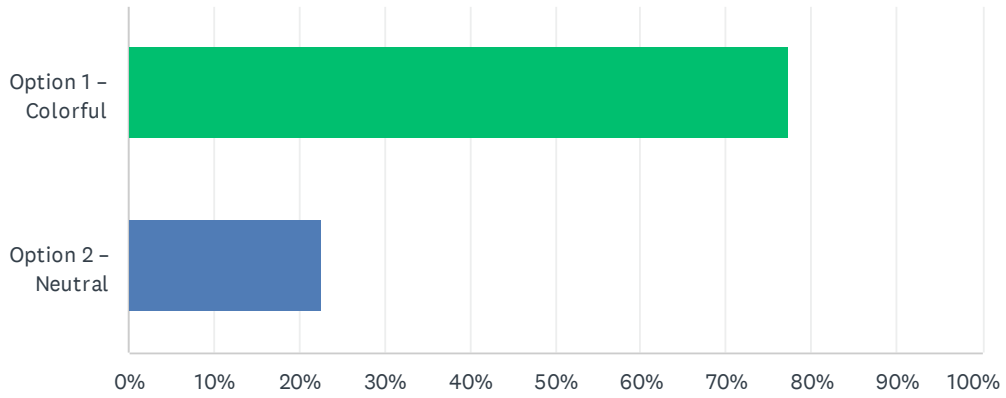
Answered: 120 Skipped: 0



| ANSWER CHOICES   | RESPONSES                                    |
|--|--|
| <br>Option 1 – Butterflies   | 80.83% <span style="float: right;">97</span> |
| <br>Option 2 – Nature Theme | 19.17% <span style="float: right;">23</span> |
| TOTAL  | 120  |

## Q2 Which color scheme do you prefer?

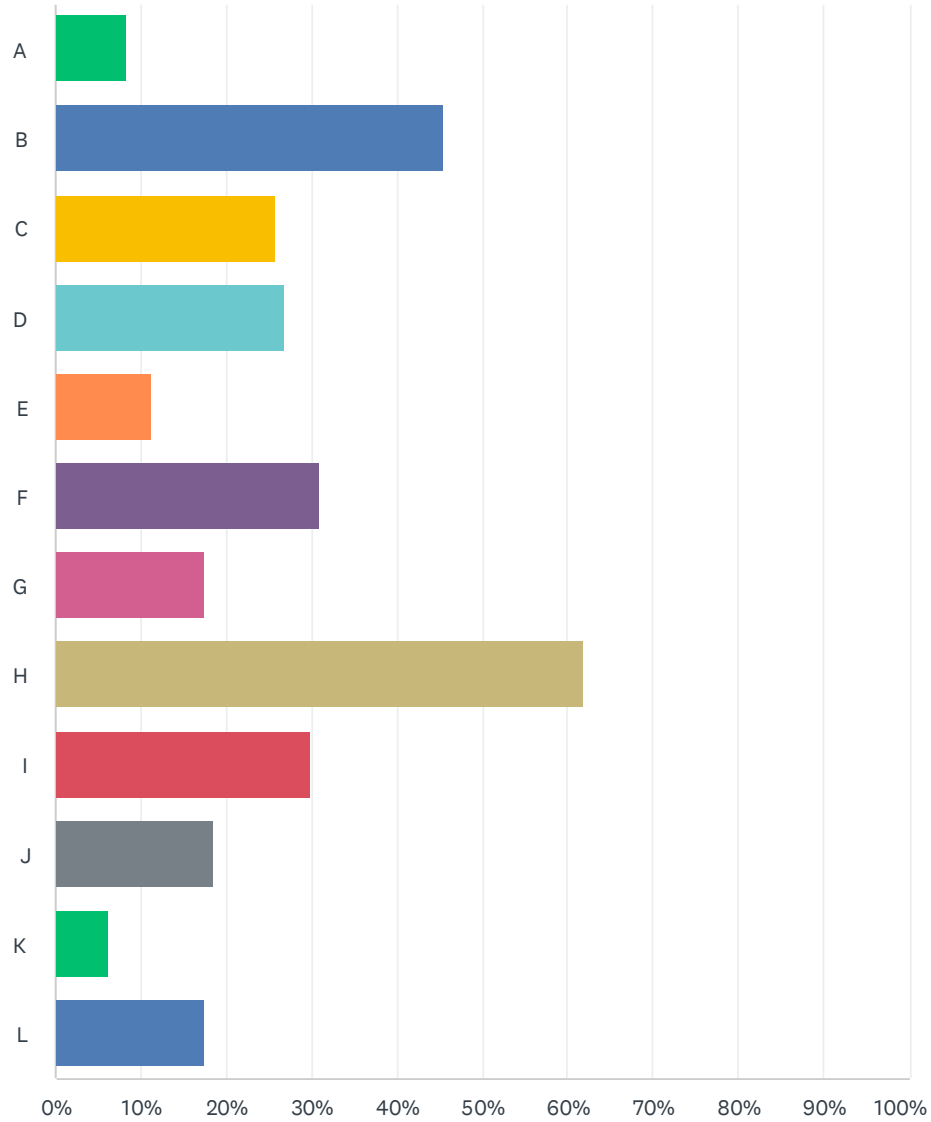
Answered: 119 Skipped: 1



| ANSWER CHOICES      | RESPONSES |            |
|---------------------|-----------|------------|
| Option 1 – Colorful | 77.31%    | 92         |
| Option 2 – Neutral  | 22.69%    | 27         |
| <b>TOTAL</b>        |           | <b>119</b> |

### Q3 Do you think any of the below play elements should replace the elements currently shown in the playground design? If so, which ones?

Answered: 97 Skipped: 23



# Val Vista Playground Renovation

| ANSWER CHOICES        | RESPONSES |    |
|-----------------------|-----------|----|
| A                     | 8.25%     | 8  |
| B                     | 45.36%    | 44 |
| C                     | 25.77%    | 25 |
| D                     | 26.80%    | 26 |
| E                     | 11.34%    | 11 |
| F                     | 30.93%    | 30 |
| G                     | 17.53%    | 17 |
| H                     | 61.86%    | 60 |
| I                     | 29.90%    | 29 |
| J                     | 18.56%    | 18 |
| K                     | 6.19%     | 6  |
| L                     | 17.53%    | 17 |
| Total Respondents: 97 |           |    |

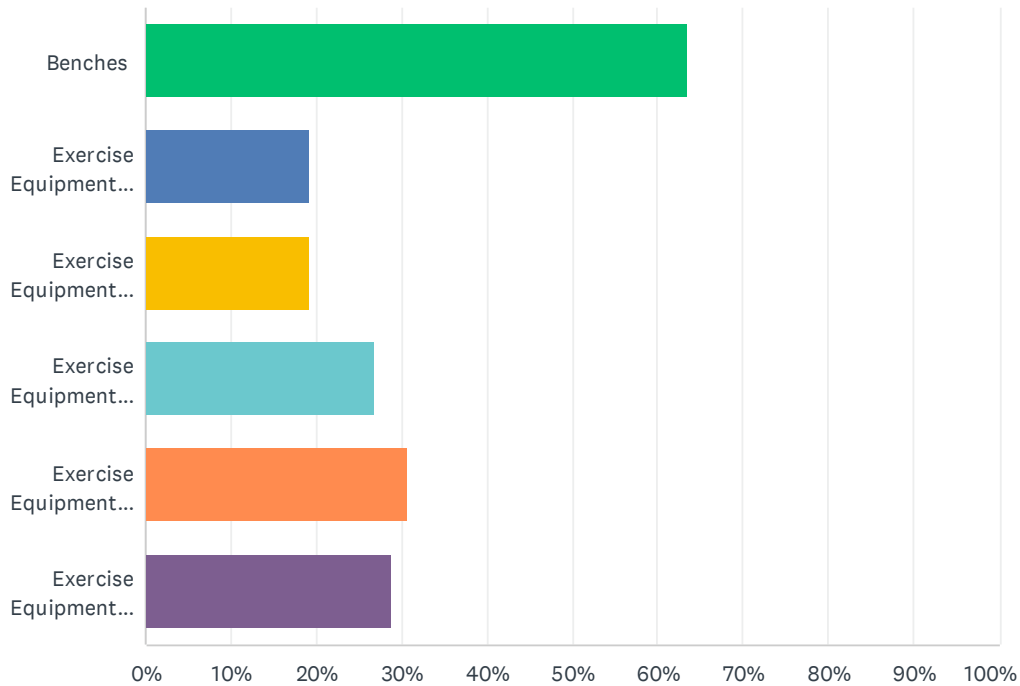


Val Vista Community Park  
Pleasanton, CA  
Design Option #1 - 2-5 Playground Components



Q4 Would you like the City to add exercise equipment and/or benches around the playground if there is sufficient budget to do so? If so, please choose which option(s) you prefer.

Answered: 104 Skipped: 16



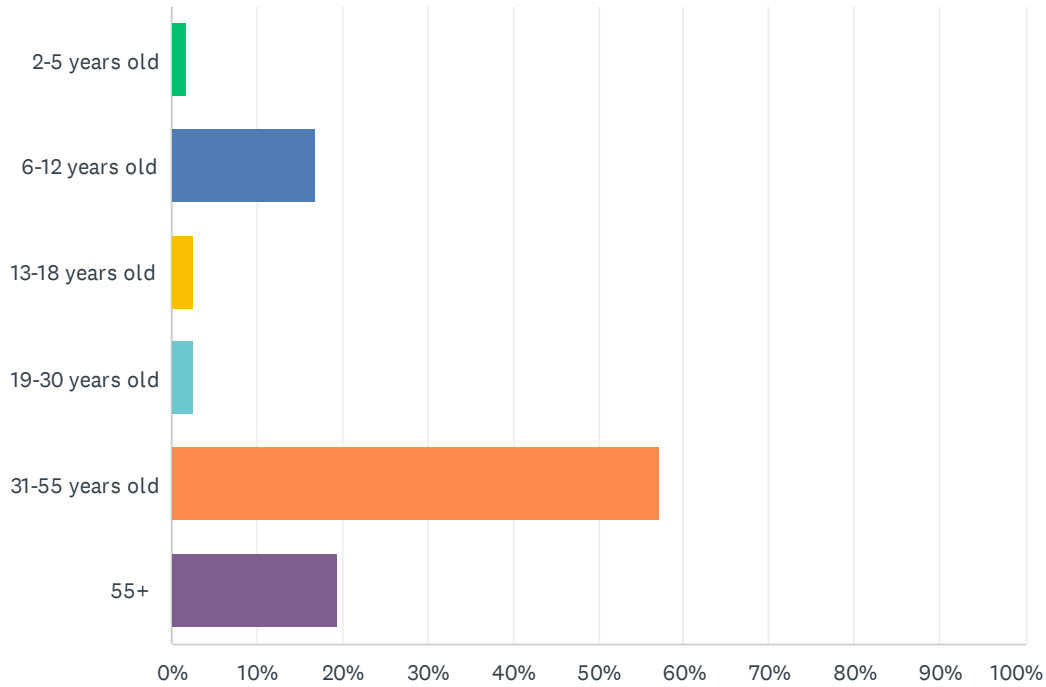
| ANSWER CHOICES              | RESPONSES |    |
|-----------------------------|-----------|----|
| Benches                     | 63.46%    | 66 |
| Exercise Equipment Option A | 19.23%    | 20 |
| Exercise Equipment Option B | 19.23%    | 20 |
| Exercise Equipment Option C | 26.92%    | 28 |
| Exercise Equipment Option D | 30.77%    | 32 |
| Exercise Equipment Option E | 28.85%    | 30 |
| Total Respondents: 104      |           |    |

Q5 Are there any other play elements or design features that should be included that you aren't seeing in the design or options? Or do you have other comments regarding the play area design?

Answered: 34 Skipped: 86

## Q6 What is your age?

Answered: 119 Skipped: 1



| ANSWER CHOICES  | RESPONSES  |
|-----------------|------------|
| 2-5 years old   | 1.68% 2    |
| 6-12 years old  | 16.81% 20  |
| 13-18 years old | 2.52% 3    |
| 19-30 years old | 2.52% 3    |
| 31-55 years old | 57.14% 68  |
| 55+             | 19.33% 23  |
| <b>TOTAL</b>    | <b>119</b> |

**Q7 If you'd like future information regarding the City's playground renovation plans, provide your email address here:**

Answered: 29 Skipped: 91