

ECONOMIC VITALITY COMMITTEE REPORT


May 20, 2021
Economic Development

TITLE: ECONOMIC DEVELOPMENT INFORMATION/UPDATES

To ensure the Economic Vitality Committee is well informed of actions and information pertaining to business-related projects and current business climate, the following documents are provided:

1. Actions of the Zoning Administrator, May 18, 2021
2. Business Assistance Program Update, May 7, 2021
3. Actions of the Zoning Administrator and Planning Commission, May 4, 2021
4. Actions of the Zoning Administrator, April 20, 2021
5. 4th Quarter 2020 Sales Tax Update

ACTION: RECEIVE ECONOMIC DEVELOPMENT INFORMATION/UPDATES



CITY COUNCIL AGENDA REPORT

May 18, 2021
Community Development
Planning Division

TITLE: ACTIONS OF THE ZONING ADMINISTRATOR

Note: Although the below planning approvals would be effective following the City Council meeting, any associated construction or operation would be subject to the restrictions of the January 25, 2021 Alameda County Shelter in Place Order (Order 21-01).

P21-0399, Stephen Tomlin/Backyard Construction

Application for Administrative Design Review approval to construct an approximately 396-square-foot, 11-foot, 4-inch-tall patio cover to the rear of the existing residence located at 2578 Grappa Place.

Approved. (14 days)

P21-0396, Ryan Diaz/Bay Valley Contractors, Inc.

Application for Administrative Design Review approval to construct an approximately 432-square foot, one-story addition to the front of the existing residence located at 924 Madeira Drive.

Approved. (14 days)

Project Information:

Existing floor area: 1,655 square feet

Total floor area with addition: 2,087 square feet

Lot size: 8,221 square feet


Existing floor area ratio: 20.13 percent

Total floor area ratio with addition: 25.39 percent

P21-0400, Michael O'Callaghan/MTC Development & Construction

Application for Design Review approval to replace the existing windows on the south elevation of the existing building (facing W. Angela Street) and change the existing building exterior stucco texture to a light sand finish texture on the existing building located at 401 Main Street.


Approved. (7 days)

Submitted by:


Ellen Clark
Community Development Director

Approved by:


Nelson Fialho
City Manager



MEMORANDUM

To: Pamela Ott, Deputy City Manager

From: Lisa Adamos, Economic Development Manager

Date: May 7, 2021

Subject: Business Assistance Program Update

We are continuing our efforts to assist local businesses, focusing primarily on the following elements of the Business Assistance Program:

1. Communication and Promotion
2. Business Support Fund

Communication and Promotion

Outgoing communication with our business community is vital to ensure that businesses are aware of available resources and programs as well as updates to the Alameda County health order and business openings.

COVID-19 Business Resources Newsletter

The electronic newsletter directed to Pleasanton-based businesses is sent weekly or sometimes twice a week, to share updates, resources and information related to COVID-19. Fifty-five (55) issues have been sent to approximately 3,400 business license holders. There is a consistent open rate of 30%. Past issues are accessible at <https://us13.campaign-archive.com/home/?u=1752b86e6098907a42057e416&id=b12054aecd>.

inPleasanton.com Social Media

Promotion of restaurants, retail and other businesses is accomplished using inPleasanton.com's social media platforms including Facebook, Instagram and Twitter. We also share pertinent city information provided by other city platforms, including City of Pleasanton, Pleasanton Police Department, Livermore Pleasanton Fire Department, and Library & Community Services.

New social media tools are being used to simplify processes and presentation of information. *Sprout Social* provides scheduling and reviewing capabilities. *Linktree*, <https://linktr.ee/inpleasanton>, allows the ability to provide multiple links for information and resources. Free versions of both tools are used, and we will determine if paid versions are necessary to increase or improve social media outreach.

Social media platforms have the following followers:

- Facebook - 2,081 total followers (31 gained)
- Instagram - 1,324 total followers (9 gained)
- Twitter - 574 total followers

Weekend on Main Returns to Downtown Pleasanton

On Friday, April 30, *Weekend on Main* kicked off for the summer season. Downtown Pleasanton businesses may participate in *Weekend on Main* with temporary outdoor dining or displays by submitting a no-fee application with the Planning Department. Main Street will be closed to vehicular traffic each weekend, beginning Friday at 3:00 pm and reopening Sunday at 9:00 pm. Main Street will be open to the public and ready for the community to stroll, shop, & dine at 5:00 pm Fridays until 8:00 pm Sundays. The street closure will be in effect every weekend through Labor Day. For Memorial Day (May 31) and Labor Day (September 6), the street closure will extend through Monday evening.

Tri-Valley Recovery Marketing Campaign

In partnership with Visit Tri Valley and the cities of Dublin, Livermore, San Ramon, and Town of Danville, Pleasanton launched the *Tri-Valley Recovery Marketing Campaign* on May 1. The campaign encourages residents to explore their city and make a promise to support local businesses by spending at least \$25 beyond what is normally spent. As part of the marketing aspect of the campaign, a free citywide savings pass is available for those that sign up. Forty-four (44) Pleasanton businesses in the food, retail, service, or activity categories are participating in the savings pass by offering a special discount or deal. Customers can access savings through their mobile device. The campaign will run through the end of June but the savings pass will be available until November.

Gift Pleasanton

Staff is working with Yiftee, Inc. to implement a citywide gift card program, *Gift Pleasanton*. The program will provide an online platform for customers to purchase a citywide gift card that can be used at participating businesses. The program provides businesses with an electronic gift card platform, which is benefits businesses that do not offer gift cards or the ability to purchase gift cards online. Gift card recipients can show the e-gift card on a mobile device to make a purchase in store. To introduce the program, special bonus gift cards will be offered with purchase. The program will be launched on June 1 and the bonus offers will be offered until all funds are used.

Business Support Fund

The Business Support Fund loan program is still accepting applications. To date, 154 applications have been submitted. A summary of application activity is as follows:

Table 1: Program Activity Summary


	Downtown	Outside Downtown	Citywide
Applications Submitted	46	104	150
Applications Approved	44	82	126
Total Funding Approved	\$586,900	\$777,500	\$1,364,400
Funding Declined by Business	\$13,700	\$55,000	\$68,700
Applications Completed for Payout	42	70	112
Total Paid to Date	\$573,200	\$722,500	\$1,295,700

Three (3) applications are currently under review. Fourteen (14) approved businesses declined to accept the loan totaling \$68,700 in funds. Twenty-two (22) businesses were not approved based on ineligible business type or not meeting minimum or maximum employee count. The following is a summary of applications *received* based on business type:

Table 2: Applications Received Summary

Business Type	Outside Downtown	Downtown	Total
Auto / Computer / Construction	10	2	12
Daycare / Homecare	5	0	5
Entertainment / Instructional	20	3	23
Fitness	6	3	9
Home-based / Virtual / Remote*	11	0	11
Hotel*	1	0	1
Personal Services	13	6	19
Professional Services	14	4	18
Restaurants	19	22	41
Retail	8	7	15
Total	107	47	154

*Business type not eligible



CITY COUNCIL AGENDA REPORT

May 4, 2021
Community Development
Planning Division

TITLE: ACTIONS OF THE ZONING ADMINISTRATOR AND PLANNING COMMISSION

Note: Although the below planning approvals would be effective following the City Council meeting, any associated construction or operation would be subject to the restrictions of the January 25, 2021 Alameda County Shelter in Place Order (Order 21-01).

P21-0378, Gabriel Sendejas/Locals Barbershop

Application for an Active Ground Floor Use Requirement Exemption for Locals Barbershop located at 350 Main Street, A2. The Director of Community Development has reviewed the application and found the request to be in accordance with one or more of the criteria set forth in Pleasanton Municipal Code (PMC) Section 18.81.040 (A) for Granting Exceptions, based on evidence and documentation provided by the landlord, that the tenant space has been vacant for a period of at least six months, during which period the Landlord made attempts to lease the space.

Approved. (15 days)

P21-0352, Kareem Kazkaz & Helene Wecker

Application for Administrative Design Review approval for the construction of an approximately 12-foot-tall, 260-square-foot patio cover in the rear yard of the existing residence located at 2571 Skimmer Court.

Approved. (10 days)

P21-0074, Cheree Naes/Core States Group

Application for Design Review approval to install four electric vehicle charging stalls for Electrify America within the existing parking lot located at 7050 Johnson Drive.

Approved. (5 days)

P21-0326, Geoff Swanson/Swanson's Landscaping Inc.

Application for Administrative Design Review approval to construct a new patio cover with a maximum height of 13 feet in the rear yard of an existing residence located at 1023 Sycamore Creek Way.

Approved. (12 days)

P21-0360, Rico Debenedethi

Application for Administrative Design Review approval for the construction of an approximately 1,122-square-foot, two-story addition with a 160-square-foot, second floor balcony at the rear of the existing residence located at 419 Mavis Drive.

Approved. (10 days)

Project Information:

Existing floor area: 1,963 square feet

Total floor area with addition: 2,731 square feet

Lot size: 10,300 square feet

Existing floor area ratio: 19.06 percent

Total floor area ratio with addition: 26.51 percent

P21-0361, Jeffrey Finn

Application for Administrative Design Review approval to construct a storage shed with a maximum height of 12 feet, 4 inches in the rear yard of an existing residence located at 2508 Wilde Avenue.

Approved. (9 days)

Project Information:

Existing floor area: 3,525 square feet

Total floor area with addition: 3,815 square feet

Lot size: 19,725 square feet

Existing floor area ratio: 17.87 percent

Total floor area ratio with addition: 19.34 percent

P21-0363, Andrew Shaper

Application for Administrative Design Review approval to reroof a historic residence located at 386 Division Street.

Approved. (10 days)

P21-0330, Patrick Pollard/Amarant Design and Build

Application for Administrative Design Review approval to construct an approximately 535-square-foot addition to the west side of the residence and an approximately 472-square-foot addition to the rear of the residence located at 2691 Becard Court.

Approved. (10 days)

Project Information:

Existing floor area: 2,172 square feet

Total floor area with addition: 3,179 square feet

Lot size: 12,632 square feet

Existing floor area ratio: 17.19 percent

Total floor area ratio with addition: 25.17 percent

P21-0243, Thomas Mazza

Application for Administrative Design Review approval to construct an approximately 547-square-foot, second-floor addition to the right side of the existing residence at 487 Del Sol Avenue.

Approved. (31 days)**

Administrative Hearing held on April 15, 2021; Project approved with revised conditions of approval to address privacy and massing concerns raised by neighbors

Project Information:

Existing floor area: 1,508 square feet

Total floor area with addition: 2,055 square feet

Lot size: 6,507 square feet

Existing floor area ratio: 23.18 percent

Total floor area ratio with addition: 31.58 percent

P21-0340, Frank Li/Stone City Corp

Application for Administrative Design Review approval to construct an approximately 531-square-foot, first floor addition and an approximately 80-square-foot, second floor addition to an existing residence located at 5128 Blackbird Drive.

Approved. (11 days)

Project Information:

Existing floor area: 2,364 square feet

Total floor area with addition: 2,975 square feet

Lot size: 7,452 square feet

Existing floor area ratio: 31.72 percent

Total floor area ratio with addition: 39.92 percent

P21-0377, David Mirafior

Application for Administrative Design Review approval to construct an approximately 299-square-foot addition to the south side of an existing single-family residence located at 631 Orofino Court.

Approved. (14 days)

Project Information:

Existing floor area: 1,882 square feet

Total floor area with addition: 2,131 square feet

Lot size: 10,450 square feet

Existing floor area ratio: 18.01 percent

Total floor area ratio with addition: 20.39 percent

Planning Commission, April 14, 2021

Commissioners Present: Nancy Allen, Justin Brown, Matt Gaidos, Jeff Nibert,
Brandon Pace, and Herb Ritter


Commissioners Absent: None

**P21-0136, Jonathan James/William Wood Architects for Chabad of the Tri-Valley,
3370 Hopyard Road**

Public Hearing to discuss an application for Design Review approval to modify the building façade, construct a new playground and outdoor terraces, and install on-site improvements including a new trash enclosure and new landscaping. Zoning District is Multi-Family Residential (RM-25).

Action Recommended: Approve
Action taken: Approved, per staff recommendation
Vote: 5-0

Submitted by:




Ellen Clark
Community Development Director

Approved by:



Nelson Fialho
City Manager



CITY COUNCIL AGENDA REPORT

April 20, 2021
Community Development
Planning Division

TITLE: ACTIONS OF THE ZONING ADMINISTRATOR

Note: Although the below planning approvals would be effective following the City Council meeting, any associated construction or operation would be subject to the restrictions of the January 25, 2021 Alameda County Shelter in Place Order (Order 21-01).

P21-0139, Tom Johnson/TSJ Consulting

Application for Design Review approval to modify an existing personal wireless service facility for TMobile that includes: 1) replacing the existing approximately 3-foot diameters, 60-foot-tall monopole with an approximately 5-foot and 6-inch diameter, 60-foot-tall monopole to contain existing, replacement and new antennas, RRUs and cables, and 2) installing addition supporting cabinets and equipment within existing ground equipment area at 3470 Boulder Street.

Approved. (1 day)

P21-0183, Lisa Gonigan/Paradise Designs of California

Application for Administrative Design Review approval to construct an approximately 108-square-foot, first-floor addition in the rear of the existing residence located at 5023 Blackbird Way.

Approved. (9 days)

Project Information:

Existing floor area: 1,951 square feet

Total floor area with addition: 2,059 square feet

Lot size: 8,190 square feet

Existing floor area ratio: 23.82 percent

Total floor area ratio with addition: 25.14 percent

P21-0193, Dave Ayres/Hereld and Ayres Architects

Application for Administrative Design Review approval to construct an approximately 1,500-square-foot, 11-inch-tall, detached garage located at 1136 Finch Place.

Approved. (14 days)

P20-1050, Michelle Ge Gao

Application for Administrative Design Review approval to convert approximately 278 square feet of an existing balcony space on the front of the house to habitable space at 640 Windmill Lane.

Approved. (56 days)**

Administrative Hearing held on March 11, 2021; Project approved with revised conditions of approval to address privacy and massing concerns raised by neighbors

Project Information:

Existing floor area: 3,071 square feet

Total floor area with addition: 3,349 square feet

Lot size: 10,121 square feet

Existing floor area ratio: 30.34 percent

Total floor area ratio with addition: 33.09 percent

P21-0182, Edward Berezhnoy/Pacific Neon Company

Application for Sign Design Review approval to install two halo-illuminated wall signs for 10x Genomics located at 6210 Stoneridge Mall Road.

Approved. (1 day)

P21-0230, Todd Foster

Application for Administrative Design Review approval to construct an approximately 13-foot-tall, open sided cabana behind the existing residence located at 4255 Tamur Court.

Approved. (8 days)

P21-0134, Shane Woodruff/T-Mobile

Application for Wireless Design Review approval to modify an existing personal wireless service for T-Mobile that includes: 1) remove and replace six existing antennas with six new antennas and the installation of three new and additional antennas; and 2) install six new Remote Radios (RRU's) located at 5674 Stoneridge Drive.

Approved. (1 day)

P21-0173, Robert West/RK Electric, Inc.

Application for Design Review approval for the: 1) installation of a new electrical service, painted to match the base building color, on a new concrete pad with protective bollards on the northwest side of the project; 2) removal of two parking stalls from the northwest corner of the building to accommodate the new utility service area; 3) relocation of two EV parking stalls to the south side of the building to accommodate the new area; 4) modification to the landscape and irrigation to accommodate and screen the new electrical services equipment; and 5) on-site ADA improvements located at 4698 Willow Road.

Approved. (1 day)

P21-0178, Scott Chappelle/DPR Construction

Application for Design Review approval to install a new emergency standby generator to the side of 5672 Stoneridge Drive.

Approved. (13 days)

P21-0235, Norman Kolstad/Pleasanton Sunrooms

Application for Administrative Design Review approval to construct an approximately 12-foot-tall, enclosed, sunroom at the rear of the existing residence located at 487 Montori Court.

Approved. (14 days)

P21-0072, Munir Safi/Muslim Community Center East Bay

Application for Design Review approval to update the existing landscaping throughout the site located at 5724 W. Las Positas Boulevard.

Approved. (15 days)

P21-0228, Neal Mirchandani

Application for Administrative Design Review approval to regrade a portion of the rear yard and construction of a 7-foot-tall retaining wall in the rear of the existing residence located at 444 San Gabriel Court.

Approved. (19 days)

P21-0272, William Chambers

Application for Administrative Design Review approval for the construction of an approximately 373-square-foot cabana to the rear of the property located at 638 Abbie Street.

Approved. (13 days)

Project Information:

Existing floor area: 2,587 square feet

Total floor area with addition: 2,960 square feet

Lot size: 16,617 square feet

Existing floor area ratio: 15.57 percent

Total floor area ratio with addition: 17.81 percent

P21-0357, Laura Dipper/Seigo Designs

Application for Design Review approval to repaint the existing building located at 706 Main Street (Gilman Brewing).

Approved. (1 day)

P21-0287, Adel Michael

Application for Design Review approval to repaint the existing daycare building located at 4300 Mirador Drive (Creative Learners Child Care).

Approved. (3 days)

P21-0273, Simon Lin/Eleven Ten Architects

Application for Design Review approval to construct a new shopping cart corral in front of an existing building located at 5960 Stoneridge Drive.

Approved. (2 days)

P20-0956, Theo Bosch/Engie Services, U.S.

Application for Design Review approval to construct new carports with solar and associated site improvements at 5880-5890 Owens Drive.

Approved. (5 days)

P21-0226, Sukhwinder Sangha

Application for Administrative Design Review approval to construct an approximately 500-square-foot, 14-foot-tall cabana in the rear yard of an existing residence located at 1142 Germano Way.

Approved. (25 days)

P21-0286, Jim Morgenroth/Morgenroth Development

Application for Administrative Design Review approval to construct an approximately 580-square-foot, 15-foot-tall detached solid roof patio cover, an approximately 314-square-foot, 10-foot, 9-inch-tall, attached lattice patio cover, and an approximately 78-square-foot, 10-foot, 9-inch-tall, detached arbor to the rear of a residence located at 1576 Laguna Hills Lane.

Approved. (12 days)

P21-0127, Jeff Holtzer, Sr. Project Manager/PM Design

Application for Minor Conditional Use Permit (MCUP) approval to allow a veterinary hospital with no overnight boarding to be located at 5737 Valley Avenue, Suites A and B.

Approved. (6 days)

P21-0285, Nirmala Reddy

Application for Administrative Design Review approval for the construction of an approximately 288-square-foot elevated deck attached to the existing deck at the rear of the existing residence located at 4937 Monaco Drive.

Approved. (7 days)

P21-0322, Michael Chen

Application for Administrative Design Review approval for the construction of an approximately 240-square-foot, one-story addition at the rear of the existing residence located at 1802 Sinclair Drive.

Approved. (7 days)

Project Information:

- Existing floor area: 1,478 square feet
- Total floor area with addition: 1,719 square feet
- Lot size: 6,201 square feet
- Existing floor area ratio: 23.83 percent
- Total floor area ratio with addition: 27.72 percent

P21-0306, Wafaa Almahamid/WAA Design

Application for Administrative Design Review approval to construct an approximately 1,402-square-foot, second-story, addition at the rear of the existing residence located at 2678 Sanderling Way.

Approved. (12 days)

Project Information:

- Existing floor area: 1,812 square feet
- Total floor area with addition: 3,214 square feet
- Lot size: 11,468 square feet
- Existing floor area ratio: 15.80 percent
- Total floor area ratio with addition: 28.03 percent

P21-0128, Mike Mussano/Ward Young Architecture & Planning

Application for Design Review approval to construct site improvements including new pedestrian access path, an accessible ramp, remove and replace an existing ground level deck with an approximately 1,070-square-foot ground level deck and remove one non-heritage Windmill Palm tree located at 855 Main Street (Pleasanton Hotel).

Approved. (3 days)

Submitted by:

 FOR E.C.

Ellen Clark
Community Development Director

Approved by:



Nelson Fialho
City Manager

CITY OF PLEASANTON

SALES TAX UPDATE

4Q 2020 (OCTOBER - DECEMBER)



PLEASANTON

TOTAL: \$ 6,119,180

-11.3%

4Q2020



-6.0%

COUNTY



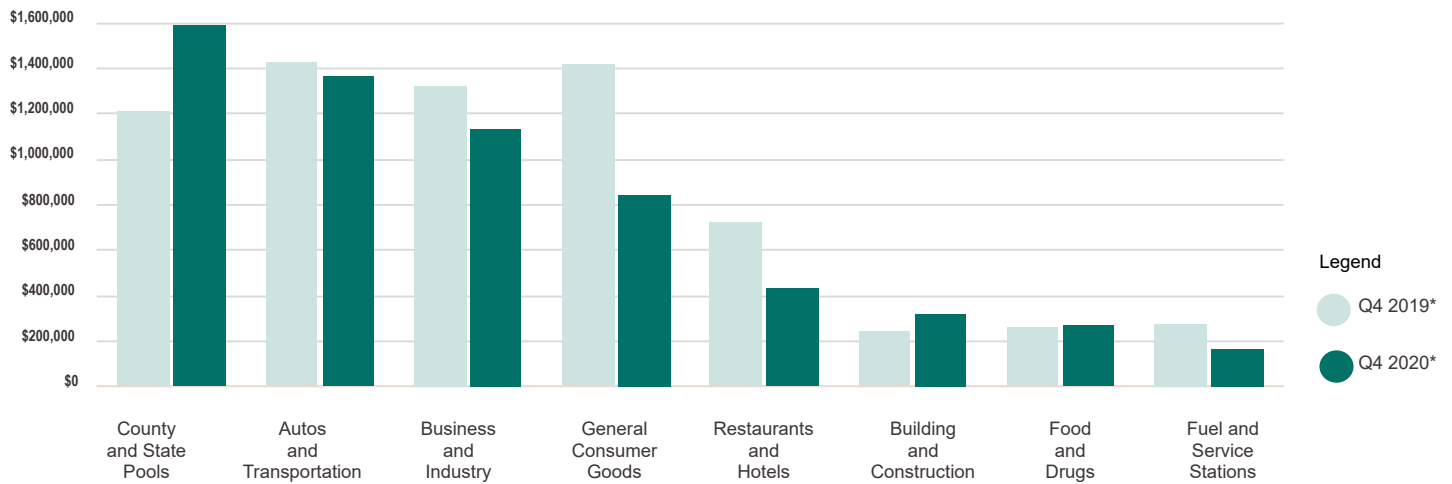
-2.0%

STATE



**Allocation aberrations have been adjusted to reflect sales activity*

SALES TAX BY MAJOR BUSINESS GROUP



CITY OF PLEASANTON HIGHLIGHTS

Pleasanton's receipts from October through December were 3.9% below the fourth sales period in 2019. Cash collections for the quarter included doubled-up payments caused by late/deferred taxpayer filings. Excluding these reporting adjustments, actual receipts for the period were down 11.3%.

Overall place of sale collections declined 20.3%, as the pandemic economy weighed on certain business sectors, while others thrived. This was the normal holiday shopping period, and general consumer retailers, largely at the mall, felt the strain of weak foot traffic and in-store buying with revenues down 41%.

The reduction in driving and lower gas prices depressed service station revenues. Similarly, quick service and casual dining plummeted as the crisis curtailed travel activity and on-premises dining.

On a positive note, the stable housing market and home-bound activities contributed to a spike in housing/building materials spending. Additionally, the inability to dine out pushed up food-drug receipts. While business-industry revenues sank, garden/agricultural supplies and business services spending softened the overall decline.

Also offsetting some of the losses, the City's share of the countywide use tax pool allocations was up 31%. This growth was boosted by new taxes on out-of-state online purchases from full implementation of AB147 and surges in online shopping.





STATEWIDE RESULTS

The local one cent sales and use tax from sales occurring October through December, the holiday shopping season, was 1.9% lower than the same quarter one year ago after adjusting for accounting anomalies and back payments from previous periods. Lower receipts were primarily concentrated in the Bay Area and coastal southern regions while much of inland California, including the San Joaquin Valley, Inland Empire, and northern regions, exhibited solid gains.

As expected, the larger place of sale categories which have been negatively impacted throughout the pandemic continue to be brick and mortar general consumer goods retailers like family apparel, department, and electronics/appliance stores. With limited to zero allowed indoor dining (depending on a County's Covid-19 tier assignment), restaurants and hotels suffered the largest losses especially in communities that strongly rely on tourism. Although the workforce has slowly begun to return to physical office environments, fuel and service stations revenues lagged the prior year performance.

It does not appear that Governor Newsom's second 'shelter at home' directive, initiated by the increase in Covid-19 cases had an impact on overall results. While some merchants chose to utilize the Governor's executive order allowing for a 90-day deferral of sales tax remittance, it was substantially less than the similar opportunity companies utilized during the 1st and 2nd quarters of 2020. The outstanding payments for most California cities will be remitted before the end of the 2020-21 fiscal year.

On the bright side, as consumer confidence stabilized post the national presidential election, customers were motivated to comfortably spend on high-end luxury automobiles, boats-motorcycles, RVs, and sporting goods/equipment.

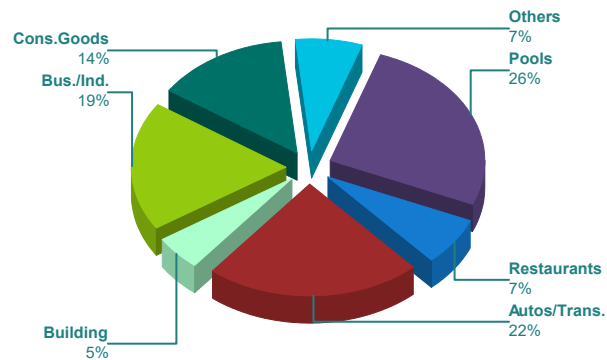
The building-construction sector, with 1) increased price of goods - like lumber, 2) continued home improvement projects, and 3) advantageous fall/winter weather conditions saw strong gains that remained consistent throughout the calendar year.

Exponential growth from countywide use tax pools further helped offset

the declines. Greater online shopping signifying a permanent shift of consumer habits to this more convenient experience was inevitable.

On the horizon, mass deployment of the Covid-19 vaccine will help a greater number of businesses, restaurants and theme parks to reach reopen status. Recent approval of the American Rescue Plan Act of 2021 will further support greater consumer spending, albeit in targeted segments. Pent up demand for summer outdoor experiences and travel is likely and thereby household spending is temporarily reverted away from taxable goods when compared to recent activity.

REVENUE BY BUSINESS GROUP
Pleasanton This Quarter*



*ADJUSTED FOR ECONOMIC DATA

TOP NON-CONFIDENTIAL BUSINESS TYPES

Pleasanton Business Type	Q4 '20*	Change	County Change	HdL State Change
New Motor Vehicle Dealers	874.2	-2.4% ↓	0.9% ↑	7.2% ↑
Medical/Biotech	316.8	-5.8% ↓	-3.3% ↓	16.2% ↑
Casual Dining	210.4	-41.1% ↓	-41.8% ↓	-39.4% ↓
Electrical Equipment	193.9	-26.5% ↓	-1.7% ↓	-6.4% ↓
Auto Lease	172.2	-7.8% ↓	-7.4% ↓	2.2% ↑
Department Stores	165.8	-58.5% ↓	-44.7% ↓	-40.2% ↓
Service Stations	164.9	-40.3% ↓	-37.9% ↓	-31.2% ↓
Business Services	154.6	27.1% ↑	3.0% ↑	-16.6% ↓
Quick-Service Restaurants	152.9	-24.6% ↓	-19.1% ↓	-8.7% ↓
Grocery Stores	126.7	-10.1% ↓	-3.3% ↓	5.2% ↑

*Allocation aberrations have been adjusted to reflect sales activity

*In thousands of dollars