

Powered by ZoomGrants™

City of Pleasanton
 Community Services
FY 2018/19 Community Grant Program - Youth

**Amador Friends of Music
 Amador Valley High School Concert Band Workshops**

Requested Amount

\$ 4,350.00

Official Amount

\$ 1,400.00

Were any costs incurred for this project (from any source) during this reporting period?

- Yes
- No

Were any Pleasanton grant funds expended for this project during this reporting period? If yes, have you submitted invoices yet and if so in what amount? If no, please explain why no funds have been expended to date.

Report 2

Yes, grant funds in the amount of \$1,400 were expended and reimbursed during this period.

Please indicate how participant data are reported for this project (please keep consistent for question 11 and with your original application):

- Audience (performance)
- Spectators (events)
- Participants
- Clients

Please complete the following table regarding NUMBER OF CLIENTS SERVED during this reporting period using the indicator chosen above (Audience, Spectators, Participants OR Clients):

295	295.00	A) Numeric GOAL stated in your application for the number of Pleasanton residents to be served by THIS PROJECT (unduplicated):
295	295.00	B) Total number of people served by THIS PROJECT:
590.00	590.00	TOTAL

What method do you use to track your participant data for this project?

- Database
- Ticket sales
- Sign-in sheet
- Other

If you answered "other" to the preceding question please explain. Enter "N/A" if not applicable.

Report 2

Workshops were for students and held during the school day. Participant data was tracked as school attendance.

Please include any additional comments or clarifications here about your grant that you feel the Commission will benefit from:

Report 2

Not applicable

For FINAL REPORT [DO NOT ANSWER UNTIL FINAL REPORT]: Name and title of person completing the report:

Report 2

Katie Brunner, president

For FINAL REPORT: Did the agency use all of its grant funding? If not, explain why the agency did not spend the entire grant and what obstacles the agency faced.

Report 2

Yes

For FINAL REPORT: Describe the accomplishments of the project funded through Community Grant funds. Provide detail on how the project responded to needs within the community (in reference to what you identified in question 10 of the application.)

Report 2

The Community Grant funds were used to provide an honorariums to the guest conductor.

For FINAL REPORT: Does the agency feel this project was a success? How do you measure the success of the project? Did it meet or exceed the goals and outcomes described in the in the original application? If not, why?

Report 2

As we were only granted partial funding of our grant, the project was as successful as the funding allowed. We were only able to offer one (the artist-in-residency program) of the two workshops originally proposed with the reduction in funding; the lack of full grant funding meant that we were unable to offer the intensive workshop for Wind Ensemble 1 students.

For FINAL REPORT: Describe any problems or delays encountered with the project. How were they handled? What effects, if any, were there on the project? Describe any changes that made the project successful or will make it successful in future years.

Report 2

Not applicable

For FINAL REPORT: List agencies you collaborated with on the project. Describe the nature of the collaboration. Enter “N/A” if not applicable.

Report 2

Not applicable



Powered by ZoomGrants™

City of Pleasanton
 Community Services
FY 2018/19 Community Grant Program - Youth

Hively
Community Engagement for High School Students

Requested Amount

\$ 3,500.00

Official Amount

\$ 2,041.00

Were any costs incurred for this project (from any source) during this reporting period?

- Yes
- No

Were any Pleasanton grant funds expended for this project during this reporting period? If yes, have you submitted invoices yet and if so in what amount? If no, please explain why no funds have been expended to date.

Report 2

Yes, grant funds were expended during this reporting period. Invoices have been submitted.

Please indicate how participant data are reported for this project (please keep consistent for question 11 and with your original application):

- Audience (performance)
- Spectators (events)
- Participants
- Clients

Please complete the following table regarding NUMBER OF CLIENTS SERVED during this reporting period using the indicator chosen above (Audience, Spectators, Participants OR Clients):

65	65.00	A) Numeric GOAL stated in your application for the number of Pleasanton residents to be served by THIS PROJECT (unduplicated):
157	157.00	B) Total number of people served by THIS PROJECT:
222.00	222.00	TOTAL

What method do you use to track your participant data for this project?

- Database
- Ticket sales
- Sign-in sheet
- Other

If you answered "other" to the preceding question please explain. Enter "N/A" if not applicable.

Report 2
N/A

Please include any additional comments or clarifications here about your grant that you feel the Commission will benefit from:

Report 2

This is the first year that Hively has engaged with the High School community

The agency's volunteer opportunities not only provided the volunteers the hours they needed to complete school assigned projects, but it also allowed them to build essential skills including, project management, public speaking, and giving back to those in need that live in their own community.

Volunteer opportunities included working in the agency's Diaper Pantry. Volunteers hosted their own diaper drives, distributed diapers to low income families, and organized the Pantry. The Pleasanton Boys Team Charity, after volunteering at our Share the Harvest Event, organized a Diaper Drive for Hively that produced 4,093 diapers, 6,529 baby wipes, and 65 books!

Two High School seniors, as a part of their senior project collected and donated two full boxes of books to Hively!

Volunteers joined us at our Halloween themed Family Read Night where they helped the agency serve 40 families and over 80 children.

Without the help of volunteers, our events would not be as successful. We are truly grateful to the City of Pleasanton for providing us this funding to build the agency's volunteer program.

For FINAL REPORT [DO NOT ANSWER UNTIL FINAL REPORT]: Name and title of person completing the report:

Report 2
Vanessa Dilks

For FINAL REPORT: Did the agency use all of its grant funding? If not, explain why the agency did not spend the entire grant and what obstacles the agency faced.

Report 2
Yes, Hively used all of its grant funding.

For FINAL REPORT: Describe the accomplishments of the project funded through Community Grant funds. Provide detail on how the project responded to needs within the community (in reference to what you identified in question 10 of the application.)

Report 2
While the original focus of this project was to provide Highschoolers the opportunity to explore community engagement and service learning by participating in our Diaper Pantry. Hively, was able to broaden the opportunities to include additional opportunities including, the agency's annual Breakfast with Santa, Toys for Tots distribution, Movie Nights, Family Read Nights, and the agency's Community Closet.

As mentioned in question #14, Pleasanton volunteers facilitated diaper drives collecting over 4,000 diapers, 6,000 baby wipes, and 65 books!

Pleasanton volunteers assisted in the agency's Community Closet by assisting low income families in need shop for free for interview attire, baby clothes, household items, and shoes. They also volunteered at agency events that included distributing toys at the annual Toys for Tots distribution, at Family Read Nights, where volunteers engaged with the community and provided literacy information to low income families living in the Tri-Valley. At this year's Breakfast with Santa, 14 out of the 16 volunteers were Pleasanton residents. At the agency's Toys for Tots distribution, 14 out of 15 volunteers were Pleasanton residents.

Volunteers were able to engage in real-time community problem solving through active and engaging curriculum and service opportunities, experiencing the direct benefit of their actions on the families who benefit.

Many times, high school volunteers were not coming in alone, they were volunteering with their parent. This allowed parent and child to not only give back to their community together, it also allowed them to strengthen their relationship.

For FINAL REPORT: Does the agency feel this project was a success? How do you measure the success of the project? Did it meet or exceed the goals and outcomes described in the in the original application? If not, why?

Report 2
Yes, Hively feels this project was a huge success. Not only were volunteers able to meet their service learning hours by facilitating diaper drives, helping others in need, distributing toys, gently used clothing, and reading books to low income families, they were able to engage with those that live in their very own community. They were able to make an impact in their own community.

Hively knows that early leadership development through community engagement develops

engaged, responsible adults in the future, and these volunteer opportunities provided the foundation.

For FINAL REPORT: Describe any problems or delays encountered with the project. How were they handled? What effects, if any, were there on the project? Describe any changes that made the project successful or will make it successful in future years.

Report 2

There were no problems or delays encountered.

For FINAL REPORT: List agencies you collaborated with on the project. Describe the nature of the collaboration. Enter “N/A” if not applicable.

Report 2

N/A



Powered by ZoomGrants™

City of Pleasanton
 Community Services
 FY 2018/19 Community Grant Program - Youth

Hively
Essential Language and Literacy Development for Toddlers

Requested Amount

\$ 7,500.00

Official Amount

\$ 7,318.00

Were any costs incurred for this project (from any source) during this reporting period?

- Yes
- No

Were any Pleasanton grant funds expended for this project during this reporting period? If yes, have you submitted invoices yet and if so in what amount? If no, please explain why no funds have been expended to date.

Report 2

Yes, Pleasanton grant funds were expended for this project during this reporting period. Invoices have been submitted.

Please indicate how participant data are reported for this project (please keep consistent for question 11 and with your original application):

- Audience (performance)
- Spectators (events)
- Participants
- Clients

Please complete the following table regarding NUMBER OF CLIENTS SERVED during this reporting period using the indicator chosen above (Audience, Spectators, Participants OR Clients):

55	55.00	A) Numeric GOAL stated in your application for the number of Pleasanton residents to be served by THIS PROJECT (unduplicated):
64	64.00	B) Total number of people served by THIS PROJECT:
119.00	119.00	TOTAL

What method do you use to track your participant data for this project?

- Database
- Ticket sales
- Sign-in sheet
- Other

If you answered "other" to the preceding question please explain. Enter "N/A" if not applicable.

Report 2
N/A

Please include any additional comments or clarifications here about your grant that you feel the Commission will benefit from:

Report 2

Hivley has truly enjoyed providing Playgroups for the Tri-Valley community. Those that currently receive services through Hivley's subsidized child care program and Diaper Pantry were invited to participate, as well as the greater community. A total of 72 playgroup sessions were facilitated. Children were given the opportunity to play and engage with other children their age, while their parent/caregiver was able to meet others in their community.

Each Playgroup had a literacy component where the facilitator engaged with children, and coached parents/caregivers on the importance of talking, reading and singing to their child. Easy tips were provided to participants to assist them in increasing the time they spend with their child talking, reading and singing. This included activities they could do on their drive to Playgroups, during bath time, dinner time, or even during diaper changing time.

Caregivers included mothers, fathers, grandparents, and babysitters/nannies.

Thank you City of Pleasanton for your investment in the children in our community.

For FINAL REPORT [DO NOT ANSWER UNTIL FINAL REPORT]: Name and title of person completing the report:

Report 2
Vanessa Dilks

For FINAL REPORT: Did the agency use all of its grant funding? If not, explain why the agency did not spend the entire grant and what obstacles the agency faced.

Report 2

Yes, Hively used all of the grant funding.

For FINAL REPORT: Describe the accomplishments of the project funded through Community Grant funds. Provide detail on how the project responded to needs within the community (in reference to what you identified in question 10 of the application.)

Report 2

As mentioned in question #14, Hively facilitated 72 Playgroup this fiscal year with City of Pleasanton funding.

At Hively's first Playgroup session, we had two non-verbal toddlers attend the Playgroup. Both children were very hesitant about being at Playgroup, however, after a few Playgroup sessions, both children learned a way to communicate to each other. Allowing them to engage, participate and play with each other and the other children.

Also during this fiscal year, Hively provided a Yoga themed Playgroup session, where children and parents/caregivers were given the opportunity to learn calming, breathing techniques while practicing Yoga. One child became so relaxed, that she fell asleep on her parent. Both parent/caregiver and child were provided free yoga mats at the end of the session. The kids loved being able to pick out their favorite color mat and take it home with them. It was during this session that Hively staff were able to see the bond that was being created from the caregivers that were attending. At the end of the session, the mothers in the room started discussing water safety, and began sharing resources about keeping their children safe around water. It was amazing to watch complete strangers share experiences, and truly care and connect with other parents.

Each example above shows the impact that our Playgroups had on the participants. Hively's main goal in providing Playgroups was to allow both child and parent/caregiver to benefit. Children benefiting from the opportunity to socialize and explore with others and parents/caregivers the opportunity to network with local community members caring for children similar in ages. Hively was able to successfully provide both experiences.

After seeing the success of the Monday Playgroups, Hively introduced an evening Playgroups session where children again had the opportunity to engage with other children their own age.

For FINAL REPORT: Does the agency feel this project was a success? How do you measure the success of the project? Did it meet or exceed the goals and outcomes described in the in the original application? If not, why?

Report 2

This project was a success. The measurement of success is based off of the experiences that parents/caregivers and children were having while in Playgroup.

As mentioned in question #17, Hively's goal with providing Playgroups was to provide both child and parent/caregiver with a positive experience. Parents/caregivers were coached and guided in their interactions with their child so to maximize the early language learning for

their children. Through this experience parents/caregivers were given opportunities to talk, read, sing and play with their child. As a result, they bonded with their child, they met other adults in their community, and their child had the opportunity to learn, play and socialize with other children. During literacy activities, children were even allowed to take home a book for free.

Hively is currently in conversation with the City of Pleasanton Library staff to partner with Hively to provide Playgroups and parent focused training to Pleasanton families.

For FINAL REPORT: Describe any problems or delays encountered with the project. How were they handled? What effects, if any, were there on the project? Describe any changes that made the project successful or will make it successful in future years.

Report 2

Hively did not experience any problems or delays during this reporting period. Hively continues to outreach to families in order to increase participation. In July a survey was sent out to parents/caregivers through the agency newsletter to determine if any changes such as, time of day, age groups, day of the week etc, could be altered to increase registration.

For FINAL REPORT: List agencies you collaborated with on the project. Describe the nature of the collaboration. Enter “N/A” if not applicable.

Report 2

Hively did not collaborate with any agencies on this project.



Powered by ZoomGrants™

City of Pleasanton
 Community Services
 FY 2018/19 Community Grant Program - Youth

**Pleasanton Unified School District
 College Preparation Readiness Program**

Requested Amount

\$ 7,500.00

Official Amount

\$ 7,090.00

Were any costs incurred for this project (from any source) during this reporting period?

- Yes
- No

Were any Pleasanton grant funds expended for this project during this reporting period? If yes, have you submitted invoices yet and if so in what amount? If no, please explain why no funds have been expended to date.

Report 2

YES and ALL invoices have been submitted!!

Please indicate how participant data are reported for this project (please keep consistent for question 11 and with your original application):

- Audience (performance)
- Spectators (events)
- Participants
- Clients

Please complete the following table regarding NUMBER OF CLIENTS SERVED during this reporting period using the indicator chosen above (Audience, Spectators, Participants OR Clients):

30	30.00	A) Numeric GOAL stated in your application for the number of Pleasanton residents to be served by THIS PROJECT (unduplicated):
30	30.00	B) Total number of people served by THIS PROJECT:
60.00	60.00	TOTAL

What method do you use to track your participant data for this project?

- Database
- Ticket sales
- Sign-in sheet
- Other

If you answered "other" to the preceding question please explain. Enter "N/A" if not applicable.

Report 2
N/A

Please include any additional comments or clarifications here about your grant that you feel the Commission will benefit from:

Report 2
Every year this program gets better and better thanks to the support of the Youth Commission and other volunteers that offer to help!!

For FINAL REPORT [DO NOT ANSWER UNTIL FINAL REPORT]: Name and title of person completing the report:

Report 2
Brenda Montgomery

For FINAL REPORT: Did the agency use all of its grant funding? If not, explain why the agency did not spend the entire grant and what obstacles the agency faced.

Report 2
YES! Thank you!!!

For FINAL REPORT: Describe the accomplishments of the project funded through Community Grant funds. Provide detail on how the project responded to needs within the community (in reference to what you identified in question 10 of the application.)

Report 2
With the help of the funding from the Community grant, We were able to serve all of the

senior and junior students by meeting with each of them 1 on 1 every 3 weeks and helping them with their FASFA, their applications for applying to several colleges, tutoring, and any other school and college navigation concerns.

For FINAL REPORT: Does the agency feel this project was a success? How do you measure the success of the project? Did it meet or exceed the goals and outcomes described in the original application? If not, why?

Report 2

Yes, the agency feels that this project was and continues to be extremely successful!! It exceeded yet again the goals and outcomes that were described in my original application.

For FINAL REPORT: Describe any problems or delays encountered with the project. How were they handled? What effects, if any, were there on the project? Describe any changes that made the project successful or will make it successful in future years.


Report 2

No delays at all! Future new tools will be added such as college boot camp training, Naviance for college, etc... to make this project continue to be successful!!

For FINAL REPORT: List agencies you collaborated with on the project. Describe the nature of the collaboration. Enter “N/A” if not applicable.

Report 2

Local community partners, i.e. Faith-based, non-profits organizations.



Powered by ZoomGrants™

City of Pleasanton
 Community Services
 FY 2018/19 Community Grant Program - Youth

**Sunflower Hill
 Special Needs Curriculum and Lesson Development**

Requested Amount

\$ 7,100.00

Official Amount

\$ 5,881.00

Were any costs incurred for this project (from any source) during this reporting period?

- Yes
- No

Were any Pleasanton grant funds expended for this project during this reporting period? If yes, have you submitted invoices yet and if so in what amount? If no, please explain why no funds have been expended to date.

Report 2

Grant funds were expended for this project during this reporting period, and invoices for teaching hours have been submitted.

Please indicate how participant data are reported for this project (please keep consistent for question 11 and with your original application):

- Audience (performance)
- Spectators (events)
- Participants
- Clients

Please complete the following table regarding NUMBER OF CLIENTS SERVED during this reporting period using the indicator chosen above (Audience, Spectators, Participants OR Clients):

24	24.00	A) Numeric GOAL stated in your application for the number of Pleasanton residents to be served by THIS PROJECT (unduplicated):
19	19.00	B) Total number of people served by THIS PROJECT:
43.00	43.00	TOTAL

What method do you use to track your participant data for this project?

- Database
- Ticket sales
- Sign-in sheet
- Other

If you answered "other" to the preceding question please explain. Enter "N/A" if not applicable.

Report 2
N/A

Please include any additional comments or clarifications here about your grant that you feel the Commission will benefit from:

Report 2
Sunflower Hill Gardens was open and staffed on 20 Saturdays during this time period for individuals with special needs, and community volunteers, to work alongside our farmers and programmatic team. Saturday hours offer additional time for members of the surrounding community to work in the garden. It also enables families with younger children with developmental disabilities to work with our teaching team and neuro-diverse ranchers.

A unit of service is considered a class period, which is typically 90 minutes in length. Each unit of service begins with an sensory friendly opening circle where the class learns about the activities of the day, client centered work in the garden where tasks are created to meet and challenge the abilities of the individual based on their goals, and the closing circle where clients share the work they accomplished and enjoy a snack together, which is harvested from the garden.

For FINAL REPORT [DO NOT ANSWER UNTIL FINAL REPORT]: Name and title of person completing the report:

Report 2
Pamela Zielske, Advancement Director

For FINAL REPORT: Did the agency use all of its grant funding? If not, explain why the agency did not spend the entire grant and what obstacles the agency faced.

Report 2

We used all of our grant funding for this project.

For FINAL REPORT: Describe the accomplishments of the project funded through Community Grant funds. Provide detail on how the project responded to needs within the community (in reference to what you identified in question 10 of the application.)

Report 2

As Sunflower Hill has grown, we have continued to innovate and evolve our programs to meet our community's needs. In 2018, Sunflower Hill hired its first executive director, and under her leadership, we have transitioned the Board of Directors from a working Board to a governing Board. This structural reorganization has also enabled us to professionalize our program by hiring a high quality teaching team, including Garden Teacher, Becca Langstaff, Vocational Coach, Allison Arons, and Garden Assistant, Stefanie Landman. Our highly qualified teaching team has created a unique client-centered curriculum that enables each neuro-diverse rancher to thrive in the garden. They have updated our lesson plans into an organized curriculum that can be adapted to the skills of each individual who participates in a class at the garden. The teaching team also works collaboratively with Lead Farmer, Lina Valenzuela, to ensure there are appropriate tasks available for all ability levels.

Our vocational coach is also providing individualized client-centered coaching to our special needs garden interns, and has recently added 3 new summer interns to the program. Her primary focus has been on working closely with interns on successful job skills as well as formalizing and professionalizing our internship and employment programs. As part of this effort, she has coordinated professional development opportunities for Sunflower Hill staff, which includes training from outside experts.

The garden team also continues to provide opportunities for the community at large to enjoy the garden as well, by being open to the public on most Saturdays, and by hosting special events, such as family work days.

Additionally, Sunflower Hill continues to donate a large portion of the produce harvested in the garden by our neuro-diverse ranchers. In 2018, we donated over 7,000 lbs. of produce to our nonprofit partners, Open Heart Kitchen, Culinary Angels, and Tri-Valley Haven.

For FINAL REPORT: Does the agency feel this project was a success? How do you measure the success of the project? Did it meet or exceed the goals and outcomes described in the in the original application? If not, why?

Report 2

The Sunflower Hill Horticulture program is a tremendous success. We provide a unique space for individuals with intellectual and developmental disabilities to enjoy the beauty of being outside as well as to gain valuable life and educational skills. It is one of the few programs in the Tri-Valley that is outdoors and provides opportunities for functional fitness, vocational training, and nutrition. Our highly qualified teaming team has developed a diverse and nurturing client-centered curriculum, which tailors every task to each rancher's unique ability level.

Additionally, we have continued to develop our internship and employment program that provides horticulture and life skills training to moderate to high functioning neuro-diverse adults, which enables their success in college courses or future employment. This program has evolved and grown to support 3 new interns this summer.

We have a number of methods to measure the overall success of our program. One method has been the quality of the lessons themselves within the context of an organized and appropriately adaptive curriculum that can be taught across all ability levels present in the groups attending the gardens' classes. In addition, the Garden Teacher works collaboratively with classroom teachers to integrate garden lessons into classroom lesson plans.

Another key measurement of success is the amount of produce that is donated to local nonprofit organizations. In 2018, we donated over 7,000 lbs. of produce to Open Heart Kitchen, Tri-Valley Haven, and Culinary Angels, that was ultimately used to feed low-income individuals and families throughout the Tri-Valley region. We have continued to regularly donate produce to these organizations in 2019. Between January - June 2019, we have grown 1,569 lbs. of produce and have donated 1,022 lbs. to the organizations listed above.

For FINAL REPORT: Describe any problems or delays encountered with the project. How were they handled? What effects, if any, were there on the project? Describe any changes that made the project successful or will make it successful in future years.

Report 2

In May 2019, we lost our paid neuro-diverse Farm Technician due to an upcoming move. However, the absence led us to focus our efforts on growing this vocational component in the garden. Our Vocational Coach brought on 3 new neuro-diverse individuals to work with us over the summer beginning in June.

Significant rain kept the garden team out of the garden several days this spring, which pushed some planting and other timely tasks out a bit and impacted our already planted crops. Our Garden Teacher visited a few program classrooms at their sites to provide indoor activities when we were not able to host them on site.

For FINAL REPORT: List agencies you collaborated with on the project. Describe the nature of the collaboration. Enter “N/A” if not applicable.

Report 2

Sunflower Hill donates 51% or more of the produce harvested in the garden each year to low income families and individuals. As previously stated, in 2018 we donated 81% of fresh produce harvested to Open Heart Kitchen, Tri-Valley Haven, and Culinary Angels.

Additionally, Sunflower Hill Gardens has partnered with the following organizations to provide direct educational and vocational services free of charge:

- School Districts in Livermore, Pleasanton, Dublin, and San Ramon;
- Local Adult Day Programs, including Arc of Alameda County in Dublin, Enjoy More Life in Livermore, RES in Danville, Future Explorers in Livermore, and Kaleidoscope in Dublin.

Sunflower Hill also has partnered with the following organizations and businesses, which provide volunteer community services at the garden:

- Livermore Valley Rotary
- Rotary Club of Livermore
- Pleasanton North Rotary

- Rotary Club of Pleasanton
- Rotary Club of Danville / Sycamore Valley Community Foundation
- Pleasanton Boys Team Charity
- Local Boy Scout troops and Eagle Scout Projects
- Livermore National Charity League
- Pleasanton National Charity League
- Blue Oaks Church
- HandsOn Bay Area
- Robert Half
- Sensiba San Fillippo
- Armanino



Powered by ZoomGrants™

City of Pleasanton
 Community Services
FY 2018/19 Community Grant Program - Youth

Teen Esteem
Teen Esteem PUSD Elementary and Middle School Assemblies

Requested Amount

\$ 6,000.00

Official Amount

\$ 4,725.00

Were any costs incurred for this project (from any source) during this reporting period?

- Yes
- No

Were any Pleasanton grant funds expended for this project during this reporting period? If yes, have you submitted invoices yet and if so in what amount? If no, please explain why no funds have been expended to date.

Report 2

Yes. Summary invoices of hours expended and pay rates for each employee working on this project were submitted:

11/28/18 for \$ 3,834.50
 1/21/19 for \$ 890.20

Please indicate how participant data are reported for this project (please keep consistent for question 11 and with your original application):

- Audience (performance)
- Spectators (events)
- Participants
- Clients

Please complete the following table regarding NUMBER OF CLIENTS SERVED during this reporting period using the indicator chosen above (Audience, Spectators, Participants OR Clients):

5000	5,000.00	A) Numeric GOAL stated in your application for the number of Pleasanton residents to be served by THIS PROJECT (unduplicated):
1579	1,579.00	B) Total number of people served by THIS PROJECT:
6,579.00	6,579.00	TOTAL

What method do you use to track your participant data for this project?

- Database
- Ticket sales
- Sign-in sheet
- Other

If you answered "other" to the preceding question please explain. Enter "N/A" if not applicable.

Report 2
N/A

Please include any additional comments or clarifications here about your grant that you feel the Commission will benefit from:

Report 2
None.

For FINAL REPORT [DO NOT ANSWER UNTIL FINAL REPORT]: Name and title of person completing the report:

Report 2
Lori Call, Grants Manager

For FINAL REPORT: Did the agency use all of its grant funding? If not, explain why the agency did not spend the entire grant and what obstacles the agency faced.

Report 2
Yes.

For FINAL REPORT: Describe the accomplishments of the project funded through Community Grant funds. Provide detail on how the project responded to needs within the community (in reference to what you identified in question 10 of the application.)

Report 2

As the Pleasanton Youth Master Plan acknowledges, kids are bombarded with pressures and concerns about their futures, influenced by media messages that set a supposed standard of perfection for them to achieve. It prompts them to act in certain ways to be accepted by peers and to be "successful" in life.

In contrast, Teen Esteem provides children and youth with a different standard: one that each child has the power to establish for him/herself that is focused on respect for self and respect for others. Inherent in this approach is a message that one's value is based not on what they do, but on who they are. It focuses not just on momentary "wins" but on a long-term goal of who they individually want to become. It also focuses on some of the less-desirable consequences of the choices they make (which media and peer pressures can conveniently avoid addressing).

It takes a village to help children and youth become healthy adults. No one influence, but a convergence of the same messages stated in different ways, encourage kids to begin to define who they want to be as they grow up and to set goals that they want to achieve. The "outside" voice of Teen Esteem engages kids in a safe, guided conversation about the stressors they face in life and responses they can make that are in their own best interests and are affirming as well to others around them. We also provide them with tools to navigate the challenges they face.

At the same time, we provide school administrators and parents with the tools they need to help guide and affirm the children in their care. We provide data, stories and other resources, like our online video library of ED Talks, available 24/7, on a variety of topics by experts in youth development and specific challenges kids face.

For FINAL REPORT: Does the agency feel this project was a success? How do you measure the success of the project? Did it meet or exceed the goals and outcomes described in the in the original application? If not, why?

Report 2

ABSOLUTELY!!!

In addition to reaching over 1250 students with our prevention presentation, some of their responses evidence that the messages were getting through to them:

"The assembly taught us important things about how people can be nicer by not cyberbullying. You should not post things that social media doesn't need to know about. It's important to think before you post on social media or say something [be]cause it can really hurt someone."

"It was cool how you guys got everyone involved and interested. I liked that it was teaching us life lessons that we can use every day."

Teen Esteem also considers resulting invitations to present our messages in the broader Pleasanton community, as measures of our success.

Pleasanton Middle School invited Teen Esteem to present an hour-long "Earning the Right to be Heard" talk with parents at their annual Symposium. They also invited us to present on January 17 on "Tweens, Screens and Parents" [this was working title], a discussion about children's use of technology and social media. Teen Esteem made the same presentation on

March 19 for the PUSD, to its Foster and Kinship Parents and Caregivers Group.

Recognition from the community also evidences our success. On June 11, 2019, the PUSD presented a Certificate of Recognition to Teen Esteem for our work with the district's foster and kinship youth. The Tri-Valley Nonprofit Association (TVNPA) also recognized Teen Esteem for its contributions to "TVNA Members Making an Impact" (<https://spark.adobe.com/page/4FZzSzBcMwwcU/?fbclid=IwAR2fFXRF3tlt4lzbzbqSF1JH5sAXHnNYzL7gbYyvu-Zg98rUyFQCoO2X8o>).

Thanks in part to the ongoing support from the Youth Commission which has supported Teen Esteem's association with the PUSD, district youth development specialist for foster & kinship youth Brenda Montgomery is helping to connect Teen Esteem with the Superintendent of Schools to explore bringing Teen Esteem's curriculum into all of the District's elementary and middle schools.

For FINAL REPORT: Describe any problems or delays encountered with the project. How were they handled? What effects, if any, were there on the project? Describe any changes that made the project successful or will make it successful in future years.

Report 2

We did not experience and problems or delays with the project.


We are constantly evolving the curriculum for our elementary and middle school assemblies to ensure that it remains relevant and up to date with issues children face and/or will face in coming years. Keeping the curriculum fresh and current on an ongoing basis ensures that Teen Esteem's messages remain relatable to each cohort of students to which we present.

For FINAL REPORT: List agencies you collaborated with on the project. Describe the nature of the collaboration. Enter “N/A” if not applicable.

Report 2

Teen Esteem has ongoing partnerships with the following experts in key areas of mental health and substance abuse to ensure that our presentation messages are sound, relevant and current with issues prevalent in today's youth culture:

SAPP (Substance Abuse Prevention Partnership)
 NCAPDA (National Coalition Against Prescription Drug Abuse)
 Discovery Counseling Center
 Axis Community Health, Mental Health Advisory Council
 Center for Human Development



Powered by ZoomGrants™

City of Pleasanton
 Community Services
FY 2018/19 Community Grant Program - Youth

**Tri-Valley Haven
 Anti-Bullying Program**

Requested Amount

\$ 7,500.00

Official Amount

\$ 5,500.00

Were any costs incurred for this project (from any source) during this reporting period?

- Yes
- No

Were any Pleasanton grant funds expended for this project during this reporting period? If yes, have you submitted invoices yet and if so in what amount? If no, please explain why no funds have been expended to date.

Report 2

Yes we spent the entire grant and we submitted all invoices.

Please indicate how participant data are reported for this project (please keep consistent for question 11 and with your original application):

- Audience (performance)
- Spectators (events)
- Participants
- Clients

Please complete the following table regarding NUMBER OF CLIENTS SERVED during this reporting period using the indicator chosen above (Audience, Spectators, Participants OR Clients):

1500	1,500.00	A) Numeric GOAL stated in your application for the number of Pleasanton residents to be served by THIS PROJECT (unduplicated):
1897	1,897.00	B) Total number of people served by THIS PROJECT:
3,397.00	3,397.00	TOTAL

What method do you use to track your participant data for this project?

- Database
- Ticket sales
- Sign-in sheet
- Other

If you answered "other" to the preceding question please explain. Enter "N/A" if not applicable.

Report 2
n/a

Please include any additional comments or clarifications here about your grant that you feel the Commission will benefit from:

Report 2
Bullying is a problem facing many students in the Pleasanton Unified School District, as in all middle and high schools. Based on the anonymous post-tests, or surveys, students in Pleasanton who had attended TVH's Program obtained knowledge and the willingness to safely intervene on their own behalf in a bullying or cyber bullying situation. Additionally, students understood how to be active, compassionate bystanders and safely assist fellow students in bullying prevention.

For FINAL REPORT [DO NOT ANSWER UNTIL FINAL REPORT]: Name and title of person completing the report:

Report 2
Ann King, Executive Director or Christine Dillman, Director of Sexual Assault and Counseling

For FINAL REPORT: Did the agency use all of its grant funding? If not, explain why the agency did not spend the entire grant and what obstacles the agency faced.

Report 2
Yes, Tri-Valley Haven used all of the Pleasanton Youth Commission Grant funding.

For FINAL REPORT: Describe the accomplishments of the project funded through Community Grant funds. Provide detail on how the project responded to needs within the community (in reference to what you identified in question 10 of the application.)

Report 2

TVH's Anti-Bullying Classroom Presentations, engaged and informed students on how to identify bullying and cyberbullying, the warning signs of bullying, and safe, practical techniques to prevent online and offline bullying behaviors. The focus was to empower Pleasanton teens and by changing behavior in concrete ways. TVH served each 7th grader at Pleasanton Middle School and all 9th graders at the high schools.

There is a clear relationship between domestic violence and bullying. Young people exposed to domestic violence in their homes often see violence as "normal". Without intervention they are more apt to bully or be bullied. Adults who bullied others as youth or were themselves bullied, and did not benefit from intervention, are more likely to experience violence in their adult relationships. Bullying was identified as a major issue facing young people locally in Pleasanton's Youth Master Plan. TVH has the background and the capacity to successfully meet this need.

This year, TVH provided effective Prevention classes to 1,897 Pleasanton Youth. We worked with PUSD administration, teachers, and youth to customize our classes, using updated technology, to the particular school community. TVH's bystander approach and classes are in high demand. We see this as a major step towards effective bullying prevention for all students in Pleasanton.

For FINAL REPORT: Does the agency feel this project was a success? How do you measure the success of the project? Did it meet or exceed the goals and outcomes described in the in the original application? If not, why?

Report 2

This project was successful. We served 1,897 high school and middle school students through our 2-Day Classroom Presentations. After attending our Anti-Bullying Classes over 90% of students could identify appropriate Bystander Intervention Strategies to safely stop or prevent bullying. We also received positive feedback from students and health teachers who are eager to schedule the programs again for next year.

For FINAL REPORT: Describe any problems or delays encountered with the project. How were they handled? What effects, if any, were there on the project? Describe any changes that made the project successful or will make it successful in future years.

Report 2


There were no problems or delays in the grant process.

For FINAL REPORT: List agencies you collaborated with on the project. Describe the nature of the collaboration. Enter “N/A” if not applicable.

Report 2

Tri-Valley Haven collaborated with the health teachers at Amador Valley and Foothill High Schools as well as the science teachers at Pleasanton Middle School. We also worked with the administration, students and parents of the PUSD. Every school community is different and has their own specific needs regarding bullying prevention. We worked to tailor our Anti-Bullying Classroom Presentations to address specific problems at individual schools, based on what students and teachers have witnessed. TVH incorporated student feedback into the program to improve the presentations and ensure Tri-Valley Haven is addressing current

problems students are facing.



Powered by ZoomGrants™

City of Pleasanton
 Community Services
 FY 2018/19 Community Grant Program - Youth

**Tri-Valley Haven
 Healthy Relationships Program**

Requested Amount

\$ 7,500.00

Official Amount

\$ 6,045.00

Were any costs incurred for this project (from any source) during this reporting period?

- Yes
- No

Were any Pleasanton grant funds expended for this project during this reporting period? If yes, have you submitted invoices yet and if so in what amount? If no, please explain why no funds have been expended to date.

Report 2

Yes we spent the entire grant and all invoices have been submitted.

Please indicate how participant data are reported for this project (please keep consistent for question 11 and with your original application):

- Audience (performance)
- Spectators (events)
- Participants
- Clients

Please complete the following table regarding NUMBER OF CLIENTS SERVED during this reporting period using the indicator chosen above (Audience, Spectators, Participants OR Clients):

1500	1,500.00	A) Numeric GOAL stated in your application for the number of Pleasanton residents to be served by THIS PROJECT (unduplicated):
2181	2,181.00	B) Total number of people served by THIS PROJECT:
3,681.00	3,681.00	TOTAL

What method do you use to track your participant data for this project?

- Database
- Ticket sales
- Sign-in sheet
- Other

If you answered "other" to the preceding question please explain. Enter "N/A" if not applicable.

Report 2
n/a

Please include any additional comments or clarifications here about your grant that you feel the Commission will benefit from:

Report 2
Students indicate that unhealthy dating relationships are a problem facing many students in the Pleasanton Schools. Based on the anonymous post-test data, students in the Pleasanton School District who attended Tri-Valley Haven’s program had the knowledge and the willingness to safely intervene on their own behalf in an unhealthy dating relationship or unhealthy friendship situation. Additionally, students learned to be active, compassionate bystanders and safely assist fellow students in potentially threatening situations.

For FINAL REPORT [DO NOT ANSWER UNTIL FINAL REPORT]: Name and title of person completing the report:

Report 2
Ann King, Executive Director or Christine Dillman, Director of Sexual Assault and Counseling

For FINAL REPORT: Did the agency use all of its grant funding? If not, explain why the agency did not spend the entire grant and what obstacles the agency faced.

Report 2
Yes, Tri-Valley Haven used all of the Pleasanton Youth Commission Grant funding.

For FINAL REPORT: Describe the accomplishments of the project funded through Community Grant funds. Provide detail on how the project responded to needs within the community (in reference to what you identified in question 10 of the application.)

Report 2

Students who experience dating violence and/ or unhealthy relationships often do not have the power nor resources to leave a situation. They may see their perpetrator every day at school. If the student has been exposed to domestic violence in their home, the violence often becomes "normalized". Without intervention, these students are apt to stay in the relationship, feeling trapped. They often want to leave the relationship or friendship, but do not know how. Tri-Valley Haven has developed a curriculum to assist students in addressing these problems.

Among students, 9.4 percent report being hit, slapped, or physically hurt on purpose by their boyfriend or girlfriend in the 12 months prior to the survey (Centers for Disease Control and Prevention, 2011 Youth Risk Behavior Survey). Unhealthy relationships and emotional, physical, and/ or sexual dating violence lead to anxiety and depression which are challenges outlined in the Pleasanton Youth Master Plan. Students were comfortable speaking with the TVH's Presenters and asking support. Through our 2-Day Classroom Presentations, we engaged and informed students on identifying signs of a healthy relationship, warning signs of an unhealthy relationship, and safe, practical techniques to prevent teen dating violence. We focused on empowering Pleasanton teens and changing behavior in concrete ways. Through these funds, we were able to serve the entire 9th grade student body in health class at Amador Valley High School and Foothill High School and all 7th Graders at Pleasanton Middle School. This as a major step towards effective dating violence prevention and creating healthy relationships among all adolescents. This grant generated further interest as students and their families continued to reach out to TVH even after the presentations.

For FINAL REPORT: Does the agency feel this project was a success? How do you measure the success of the project? Did it meet or exceed the goals and outcomes described in the in the original application? If not, why?

Report 2

This program was a success. TVH served 2,181 high school students through our Healthy Relationship Classroom Presentations at the Pleasanton high and middle schools. After attending our 2-Day Anti-Dating Abuse Classes, students expressed that they felt more confident to recognize signs of abuse. The stories presented by TVH Preventionists brought a realization of the severity of abuse to each student.

We received positive feedback from the health teachers at each school. We have worked hard to ensure the program meets the needs of Pleasanton students. Over 90% of Pleasanton students could identify 3 qualities of the Healthy and an Unhealthy Relationship presentation and 90% could identify appropriate Bystander Intervention Strategies to prevent teen dating violence.

For FINAL REPORT: Describe any problems or delays encountered with the project. How were they handled? What effects, if any, were there on the project? Describe any changes that made the project successful or will make it successful in future years.

Report 2

There were no problems or delays in the grant process.

For FINAL REPORT: List agencies you collaborated with on the project. Describe the nature of the collaboration. Enter “N/A” if not applicable.

Report 2

New Tri-Valley Haven Preventionists expanded the presentations to make them more relevant and dynamic. We collaborated with the health teachers at Amador Valley and Foothill High Schools as well as educators at Pleasanton Middle School. Every school community is different and so we strive to address specific concerns raised by students and teachers at each school. We worked with the health teachers to tailor our Healthy Relationship Classroom Presentations to address specific problems at their schools, based on what students have told them and what the teachers have witnessed.

We also incorporated student feedback received at the end of the 2-day program into classroom presentations in order to ensure that our training address the real issues Pleasanton students are facing.

