

# City of Pleasanton FY 2017/18 - FY 2020/21

## Capital Improvement Program





**CITY OF PLEASANTON, CALIFORNIA**  
**Capital Improvement Program**  
**FY 2017/18 through FY 2020/21**

**City Council**

***Jerry Thorne, Mayor***

***Jerry Pentin, Vice Mayor***

***Karla Brown, Councilmember***

***Kathy Narum, Councilmember***

***Arne Olson, Councilmember***




**Staff**

***Nelson Fialho, City Manager***


***Brian Dolan, Assistant City Manager***

***Tina Olson, Director of Finance***





## MEMORANDUM

**Date:** May 29, 2017  
**To:** Mayor and City Council  
**From:** Nelson Fialho, City Manager   
**Subject:** Capital Improvement Program for Fiscal Years 2017/18 to Fiscal Years 2020/21

### I. INTRODUCTION AND OVERVIEW

This Capital Improvement Program (CIP) has been prepared to provide the City Council, and the community, with information outlining capital improvement projects and revenues for the next four years. Consistent with the City's two-year Budget, it is recommended that the first two years of the CIP be adopted and that funds be appropriated to cover the projects included in these two years. The projects included in the final two years of the CIP are tentative based on currently identified needs and are subject to revision to accommodate changes in priorities and/or expected funding levels. As part of the ongoing budget-monitoring program, staff will conduct a thorough review of the Capital Improvement Program at the end of FY 2017/18 as part of the Mid-Term Budget process and will provide the City Council with any recommended changes to projects and revenues for FY 2018/19.

A portion of the total revenue available to the CIP is derived from revenues not yet received and subject to economic and political forces outside of the City's control such as development related fees and state gas tax funds. As a result, the City's ability to finance projects included in this program could change if the City does not receive some of the anticipated revenues.

#### **Program Organization**

This document is arranged by project category (i.e., Streets, Parks, Miscellaneous, Housing, Water, and Sewer). Project description sheets, which provide a project description and project justification as well as cost and funding information, are included for each funded project in all five project categories in the sections highlighted by project tabs. Summary financial tables detailing expenditures for each CIP project category and a consolidation of funded projects in an alternative view showing funding by purpose is also included in this section. Detailed financial tables showing the specific funding sources for all projects are included in Appendix A of the CIP.

Project identification numbers are included on project description sheets and financial tables. The first two digits of these numbers reflect the fiscal year the project was first funded and the additional digits reflect City account numbers. Page numbers identifying each project are included in the table of contents and on the summary financial tables.

## Development of CIP Recommendations

As Council is aware, the CIP is presented to address the City's priority capital improvement needs over the next four years. When making decisions regarding project recommendations, staff relies on numerous sources of information. Some of this information, such as data generated through the City's Pavement Management System, is relied upon heavily to develop cost estimates needed to adequately maintain City streets. Also, staff's technical expertise is often utilized to develop the more technically oriented projects such as sewer and water telemetry equipment, water tank maintenance, data processing and other technical areas. In addition, staff considers the priority projects included in the City Council Annual Work Plan. The table below presents the status of all Council priority projects subject to CIP funding.

### STATUS OF CITY COUNCIL CIP PRIORITY PROJECTS

City Council CIP Priority	Amount Funded	Year	Funding Status
Johnson Drive Economic Development Zone - Transportation Improvements Reserve	\$6,385,865	FY 2018/19	TIF funding only. Balance required to fully fund the project needs to be identified.
Design & Construct westbound Bernal Avenue at First St. to allow 2nd left turn lane	1,435,000	2017/18 & 2018/19	Fully funded
Junipero and Independence Traffic Calming	40,000	FY 2017/18	Fully funded
Design Stanley Boulevard at Valley Avenue/ Bernal Avenue intersection long-term improvements	200,000	FY 2017/18	Design only funded. Construction funding needs to be identified.
Design (35% design) 2nd Bernal Bridge	450,000	FY 2017/18	Partial design funding only. Balance of design and construction fundig needs to be identified.
Design Sunol Blvd Interchange Improvements	1,350,000	FY 2017/18	Design funding only. Construction funding needs to be identified.
Design & Construct West Las Positas Bicycle and Pedestrian Improvements	950,000	FY 2017/18 & FY 2018/19	Fully funded
Dolores Bengstron Aquatic Center Locker Room Renovation Project	1,200,000	FY 2017/18	Fully funded
Softball Fieldhouse and Score Keepers' Booth Renovation Project	709,000	FY 2017/18	Fully funded
Castelridge Trail & Parking Improvements & Pedestrian Crossing	415,000	FY 2017/18	Fully funded
Senior Center Facility Expansion Project - Design & Construction	1,300,000	FY 2017/18 & FY 2018/19	Fully funded
Expand Dog Park Parking Lot @ Cubby's Dog Park	200,000	FY 2017/18	Fully funded
Amador Theater Facility Assessment	60,000	FY 2017/18	Fully funded
Century House Facility Assessment & Master Plan	100,000	FY 2017/18	Fully funded
Replace Concession Stand #2 at Ken Mercer Sports Park (CIP)	350,000	FY 2017/18	Fully funded

City Council CIP Priority	Amount Funded	Year	Funding Status
Alviso Adobe Strategic Plan Implementation	350,000	FY 2018/19	Funds some of the projects identified in strategic plan.
Rotary Park - Phase II Land Acquisition Reserve	750,000	FY 2017/18	Fully funds land acquisition cost required for Phase II of Rotary Park project. The funds to complete the construction portion of the project need to be identified.
Design & Construct "New" Fire Station #3	4,035,000	FY 2017/18	Fully funded
Remove City Hall Modular Buildings	170,000	FY 2019/20	Fully funded
Annual Soundwall Repair & Replacement	800,000	FY 2017/18 through FY 2020/21	Provides on-going funding to repair the City's soundwalls.
Design EOC at Fire Training Facility	400,000	FY 2018/19	Design funding only. Construction funding needs to be identified.
Design Fire Station #2 Improvements	470,000	FY 2018/19	Design funding only. Construction funding needs to be identified.
Design Undergrounding of Bernal Avenue Ditch	350,000	FY 2019/20 & FY 2020/21	Fully funded
Expand Parking on Downtown Transportation Corridor - Provide 70 to 80 new parking spaces	2,200,000	FY 2017/18 & FY 2018/19	Fully funded
Kottinger Phase II	4,600,000	FY 2019/20	Fully funded
Sunflower Hill Project Reserve	2,250,000	FY 2017/18	Fully funded
AMI Installation - Castelwood	750,000	FY 2017/18	Fully funded
Expand Phase I Recycled Water Distribution System	1,000,000	FY 2019/20	Fully funded
<b>Total City Council CIP Priorities</b>	<b>\$33,269,865</b>		

### **City Council CIP Priority Projects**

As indicated above, the majority of the City Council priority projects are fully funded in this CIP. There are five projects – Stanley Boulevard at Valley/Bernal Avenue Intersection Long-term Improvements, 2<sup>nd</sup> Bernal Bridge, Sunol Boulevard Interchange Improvements, Design EOC at Fire Training Facility, and Design Fire Station #2 Improvements – for which the CIP includes design funds but not construction funding. Staff will develop plans to fully fund these projects during the design phase. The Johnson Drive Economic Development Zone (JDEDZ) Transportation Improvements funding included in the CIP is the Transportation Development Impact fee revenue associated with TIF eligible portions of the project. The balance required to fund this project will be subject to negotiations with the developer and City Council direction. The status of this project depends entirely on the City Council's decision regarding the JDEDZ. The JDEDZ will be fully reviewed and considered by the City Council in the September/October 2017 timeframe. In the event the JDEDZ is not approved the reserve would return to fund balance to be reprogrammed for other General Plan eligible projects.

## II. PROGRAM FINANCIAL OVERVIEW

A summary of available annual financial resources (including beginning balances) and recommended annual expenditures is listed in the tables below. Summary financial tables showing all recommended projects and available funding are included at the end of this section. All project expenditures and revenues segregated by source are included in the detailed financial tables located in the Appendix.

All of the revenues identified below – development fees, gas taxes, grants, interest earnings, and General Fund, are projected based on staff estimates in the year they are expected to be received. As indicated previously, staff utilizes the Mid-Term CIP to make any adjustments necessary to address fluctuations in estimated revenues or project expenditures that assures the CIP accurately reflects project development.

The three tables listed below provide a general summary of revenues and expenditures by project category and major funding sources.

### PROJECTED AVAILABLE ANNUAL FINANCIAL RESOURCES<sup>1</sup>

Category	FY 2017/18	FY 2018/19	FY 2019/20*	FY 2020/21*	Totals
Streets	\$23,293,702	\$25,795,778	\$22,708,450	\$24,357,165	\$51,074,144
Parks	5,324,488	1,628,341	1,244,404	4,094,522	10,028,522
Miscellaneous	12,385,811	9,466,621	6,217,620	7,751,403	19,963,287
Housing	15,283,814	13,321,632	19,123,912	14,646,345	21,496,345
Water	9,570,156	7,271,371	6,786,281	4,974,576	16,992,576
Sewer	5,829,889	4,890,201	4,181,599	4,274,548	10,459,548
<b>Totals</b>	<b>\$71,687,860</b>	<b>\$62,373,944</b>	<b>\$60,262,266</b>	<b>\$60,098,559</b>	<b>\$130,014,422</b>

\* FY 2019/20 and FY 2020/21 do not include General Fund allocations since those allocations will occur in the FY 2019/20 and FY 2020/21 budget.

### RECOMMENDED EXPENDITURES AND RESERVES

Category	FY 2017/18	FY 2018/19	FY 2019/20	FY 2020/21	Totals
Streets	\$8,296,074	\$13,444,481	\$4,976,424	\$4,111,560	\$30,828,539
Parks	4,479,000	1,455,000	-	-	5,934,000
Miscellaneous	6,205,628	4,440,628	1,565,628	895,628	13,107,512
Housing	2,250,000	-	4,600,000		6,850,000
Water	4,753,000	3,025,000	4,240,000	3,177,000	15,195,000
Sewer	2,220,000	2,010,000	1,955,000	1,943,000	8,128,000
<b>Totals</b>	<b>\$28,203,702</b>	<b>\$24,375,109</b>	<b>\$17,337,052</b>	<b>\$10,127,188</b>	<b>\$80,043,051</b>

<sup>1</sup> To accurately reflect the amount of financial resources available each year by category, the above annual dollar amounts include all available resources for each year including beginning and recurring fund balances. However, the "Total" column has been adjusted to reflect removal of recurring fund balances. As a result, the "Total" column does not equal the sum of the individual years.



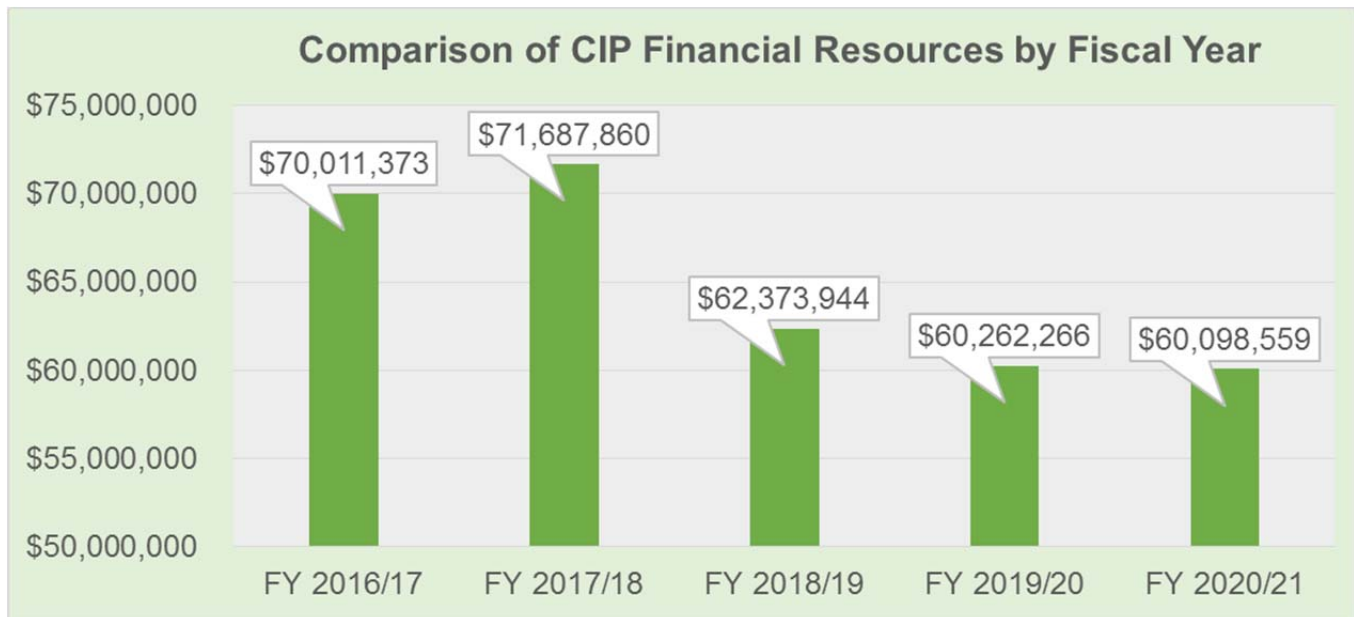
The table below lists revenues by source, expenditures, and balances by year.

### SOURCES OF FINANCIAL RESOURCES, EXPENDITURES, AND FUND BALANCES

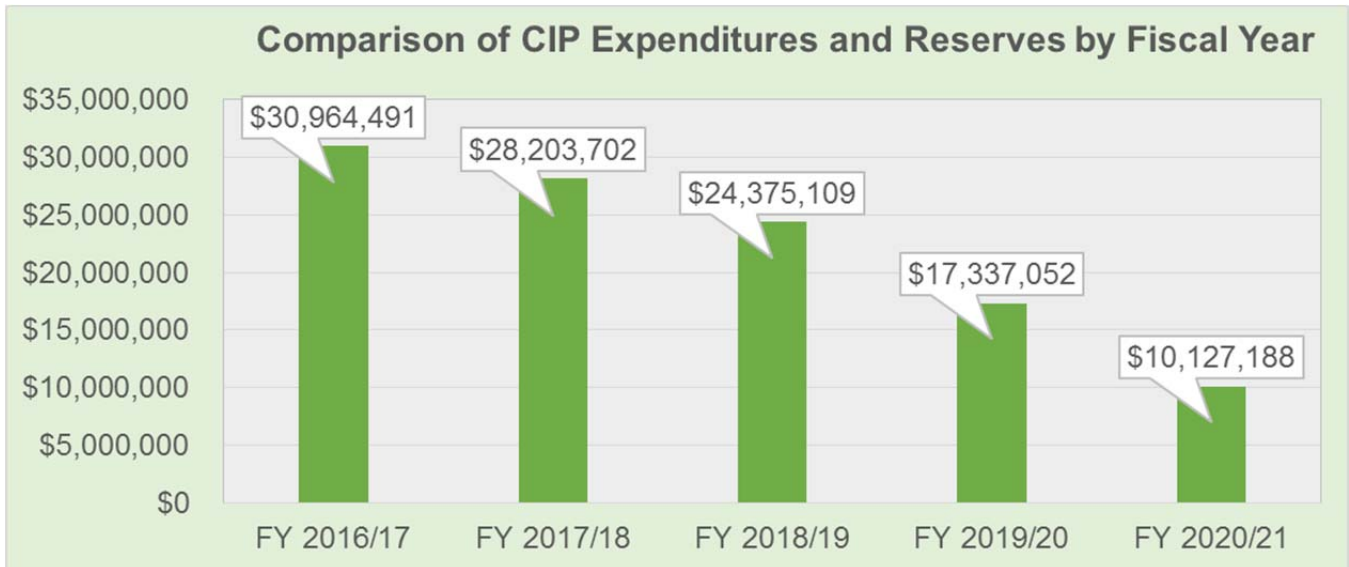
Category	FY 2017/18	FY 2018/19	FY 2019/20	FY 2020/21	Totals
Beginning Balance	\$43,539,862	\$43,484,158	\$37,998,835	\$42,925,214	\$43,539,862
Gas Tax, Measure B & Highway Funds	4,372,748	5,258,418	5,258,418	5,172,624	20,062,208
City Development Fees	7,325,532	3,532,173	6,101,953	5,058,272	22,017,930
City Utility Connection Fees	213,606	152,027	335,808	326,744	1,028,185
Non City Development Fees	457,674	80,866	217,424	275,060	1,031,024
Grants and Miscellaneous	1,685,000	1,065,000	6,500,000	350,000	9,600,000
Annual General Fund Contribution to CIP	5,195,725	5,119,474			10,315,199
Transfers from Other Funds	8,465,513	3,290,628	3,540,628	5,650,445	20,947,214
Interest Earnings	432,200	391,200	309,200	340,200	1,472,800
<b>Total Financial Resources</b>	<b>\$71,687,860</b>	<b>\$62,373,944</b>	<b>\$60,262,266</b>	<b>\$60,098,559</b>	<b>\$130,014,422</b>
Recommended Expenditures	\$27,234,533	\$24,286,243	\$17,105,628	\$9,841,128	\$78,467,532
Recommended Reserves	969,169	88,866	231,424	286,060	1,575,519
<b>Total Expenditures &amp; Reserves</b>	<b>\$28,203,702</b>	<b>\$24,375,109</b>	<b>\$17,337,052</b>	<b>\$10,127,188</b>	<b>\$80,043,051</b>
<b>Ending Balance</b>	<b>\$43,484,158</b>	<b>\$37,998,835</b>	<b>\$42,925,214</b>	<b>\$49,971,371</b>	<b>\$49,971,371</b>

\* Represents the beginning unappropriated amount.

Total available financial resources, including unappropriated beginning fund balances and transfers, projected in the first two funded years of this CIP are approximately \$71.7 million for FY 2017/18 and \$62.4 million for FY 2018/19 for a total of \$134.1 million over the two funded years of this program. Of this amount, as noted above, a total of \$87.0 million is in the beginning fund balance which as discussed later in this introduction comes from various sources. The following chart provides a graphic representation of a comparison between this CIP with the budgets from the FY 2016/17 CIP.



Total expenditures and reserves recommended in the first two years of this CIP are approximately \$28.2 million for FY 2017/18 and \$24.4 million for FY 2018/19 for a total of \$52.6 million over the two funded years of the CIP and a total of \$81.1 million over all four years. The following chart provides a graphic representation of a comparison between this CIP with the budget from the FY 2016/17 CIP.



### III. SUMMARY OF THE MAJOR REVENUE SOURCES

#### Beginning Balances

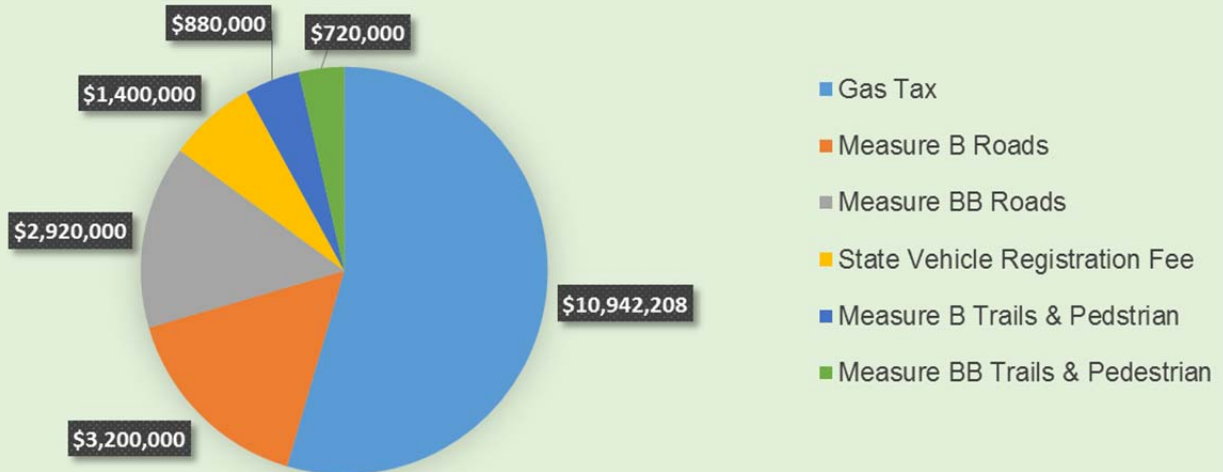
Beginning balances are developed based on revenue estimated to be available effective July 1, 2017. The estimated beginning balance, representing the unappropriated amount not counting existing project reserves, for all project categories for this CIP is \$43.5 million. While the beginning balances represent funds that have not been specifically appropriated, each beginning fund balance is a reflection of individual funds within each CIP project category and as such, a portion for the fund balances are earmarked for specific future uses.

Beginning balances for each CIP section are included in the detailed financial tables located in the Appendix A.

#### State and Local Gas Tax and Highway Related Revenue

Gas taxes and Highway revenue is used for street repairs and improvements and placed in the Streets section of the CIP. In addition to the Gas Tax collected annually from the state gas taxes, this CIP includes funding from Measure B, State vehicle registration fees, and grants. Gas tax revenues are allocated annually to cities on a statewide allocation formula which is based primarily on a population. These funds, which can be used for new construction or repair and maintenance of existing street systems or street lighting, are determined by the amount of gas sold in the state. The state legislature recently adopted the Road Repair and Accountability Act of 2017 that increased gasoline and diesel taxes and the Vehicle Registration fee to provide additional funding for street and road maintenance as well as major transportation projects. The City of Pleasanton will receive an increase of \$518,194 in Gas Tax funding in FY 2017/18 and additional \$900,000 in FY 2018/19 that has been allocated to streets projects in the CIP. A summary of Street related revenue anticipated during the first two years of this CIP is detailed below.

## Roadway, Bicycle, Trails & Pedestrian Project Funding FY 2017/18 thru FY 2020/21



In general, ongoing street maintenance revenues including Gas Tax, Measure B and BB, and State vehicle Registration Fees, revenues will be increasing from the \$3.8 million anticipated in FY 2016/17 to \$4.4 million projected for FY 2017/18, an increase of \$600,000. The primary difference is the increased state gas tax and vehicle license fee funding. The table below details all street maintenance, bicycle, trails and pedestrian funds, excluding development fees and beginning balances included in the CIP.

### SUMMARY OF RECURRING ROADWAY, BICYCLE, TRAILS, AND PEDESTRIAN FUNDING

Source	FY 2017/18	FY 2018/19	FY 2019/20	FY 2020/21	Totals
Gas Tax	\$2,092,748	\$2,978,418	\$2,978,418	\$2,892,624	\$10,942,208
Measure B Roads	800,000	800,000	800,000	800,000	3,200,000
Measure BB Roads	730,000	730,000	730,000	730,000	2,920,000
State Vehicle Registration Fee	350,000	350,000	350,000	350,000	1,400,000
Measure B Trails & Pedestrian	220,000	220,000	220,000	220,000	880,000
Measure BB Trails & Pedestrian	180,000	180,000	180,000	180,000	720,000
<b>Totals</b>	<b>\$4,372,748</b>	<b>\$5,258,418</b>	<b>\$5,258,418</b>	<b>\$5,172,624</b>	<b>\$20,062,208</b>

In addition to the above state and regional revenues, the CIP includes development related revenue from the Tri-Valley Transportation Fee, the Dougherty Valley Mitigation Fees and City Transportation Improvement Fees. Staff estimates that the City's 20% share of the Tri-Valley Transportation Development Fee will generate approximately \$1 million during the next four years of this program and this total amount is being placed in the Tri-Valley Transportation Development Fee Reserve for use on future not yet funded streets projects. This Reserve has an existing beginning balance of \$1.5 million. Dougherty Valley Mitigation Fees are estimated at \$32,000 over the four years of the CIP. This funding is being placed in the Dougherty Valley Mitigation Reserve Fund which has a current existing beginning balance of \$210,000 which will also be applied to future allowable street projects.

As noted below, the Streets category also included City Transportation Improvement Fees (TIF) estimated to be \$9.2 million over the four years of the CIP. However, as noted

previously, the receipt of these funds is dependent upon the construction of anticipated new projects and therefore, it will be monitored as part of the Mid-Year and Mid-Term CIP's when appropriate adjustments will be made to reflect funds actually received. This fee revenue is applied only to projects allowed as part of or TIF Traffic Fee Study. Some of the more notable projects funded with this revenue source include the Sunol Boulevard Interchange Improvement Project and eligible components of the Johnson Drive EDZ Transportation Improvements Project.

**Local Development Related Fees**

This category of revenue consists of fees collected by the City to offset the impact of new development. The major sources and expected revenue from these sources are as follows:

**CITY DEVELOPMENT RELATED FEES**

<b>Fee Type</b>	<b>FY 2017/18</b>	<b>FY 2018/19</b>	<b>FY 2019/20</b>	<b>FY 2020/21</b>	<b>Totals</b>
Traffic Impact Fees	\$3,034,084	\$2,049,166	\$3,136,611	\$982,755	\$9,202,616
In-lieu Park Dedication Fees	610,691	766,853	1,058,063	2,809,118	5,244,725
Public Facility Fees	2,672,757	420,336	696,999	1,135,966	4,926,058
Water Utility Connection Fees	139,753	107,715	262,410	150,795	660,673
Sewer Connection Fees	73,853	44,312	73,398	175,949	367,512
Housing Fees	1,000,000	287,818	1,202,280	122,433	2,612,531
Tr-Valley Transportation Fees	457,674	80,866	217,424	275,000	1,030,964
Dougherty Valley Mitigation Fees	8,000	8,000	8,000	8,000	32,000
<b>Totals</b>	<b>\$7,996,812</b>	<b>\$3,765,066</b>	<b>\$6,655,185</b>	<b>\$5,660,016</b>	<b>\$24,077,079</b>

Development fee revenue included in this CIP reflects those new residential and commercial projects that have received all necessary City Council approvals, including approved PUD's. Projects that are currently under review or those that are in the early planning stages are not included in the CIP. Notwithstanding the above, because the City does not control the timeline for these developments, the development fee projections are staff's best estimate of anticipated development activity and as can be expected; even approved projects may be affected by the economy and the health of the housing and construction industry that is generally beyond the City's control.

**Water and Sewer User's Fees**

The City has historically adjusted sewer and water rates to assure adequate funding of Sewer and Water replacement and improvement projects. To show the availability of Sewer and Water replacement funds, the water and sewer program is divided into expansion and replacement/improvement projects. Expansion projects are those funded by utility connection fees from development activities while replacement/ improvement projects are funded by utility user fees, and other sources, that are transferred from the Water and Sewer Maintenance and Operation Funds (M & O) to the CIP for replacement/improvement projects. While these two funding sources are generally nontransferable, from time to time, the City Council has approved loans or other financing tools that allows this exchange. However, there are no such transfers included in this CIP. All details regarding the use of this funding are included in the Water and Sewer detailed financial sheets located in the Appendix. Revenue anticipated from the Water and Sewer Maintenance and Operation Funds are as follows on the next page.

**SUMMARY OF ANTICIPATED NEW REVENUE AND TRANSFERS FOR  
WATER AND SEWER MAINTENANCE AND IMPROVEMENT PROJECTS CIP**

Source	FY 2017/18	FY 2018/19	FY 2019/20	FY 2020/21	Totals
<b>Water:</b>					
Water Connection Fees	\$139,753	\$107,715	\$262,410	\$150,795	\$660,673
Recycled Water Revenue	350,000	350,000	350,000	350,000	1,400,000
Reimbursements - County	750,000				750,000
Transfer from Water Maintenance & Operating Fund	4,565,885	1,800,000	1,800,000	1,800,000	9,965,885
Vineyard Corridor 4th Tier Water Fee	100,000	100,000	100,000	100,000	400,000
Interest Earnings	98,500	96,500	27,500	27,500	250,000
<b>Subtotal Water Funding Sources</b>	<b>\$6,004,138</b>	<b>\$2,454,215</b>	<b>\$2,539,910</b>	<b>\$2,428,295</b>	<b>\$13,426,558</b>
<b>Sewer:</b>					
Sewer Connection Fees	\$73,853	\$44,312	\$73,398	\$175,949	\$367,512
Transfer from Sewer Maintenance & Operating Fund	1,200,000	1,200,000	1,200,000	1,850,000	5,450,000
Interest Earnings	45,000	36,000	28,000	22,000	131,000
<b>Subtotal Sewer Funding Sources</b>	<b>\$1,318,853</b>	<b>\$1,280,312</b>	<b>\$1,301,398</b>	<b>\$2,047,949</b>	<b>\$5,948,512</b>
<b>Total Water &amp; Sewer Funding</b>	<b>\$7,322,991</b>	<b>\$3,734,527</b>	<b>\$3,841,308</b>	<b>\$4,476,244</b>	<b>\$19,375,070</b>

**Transfers from the General Fund**

The City's FY 2017/18 and 2018/19 General Fund operating budget includes transfer-out of \$5,195,725 in FY 2017/18 and \$5,119,474 in FY 2018/19 to the CIP. The CIP does not include General Fund transfers for FY 2019/20 and 2020/21 because there is not a corresponding City Council adopted budget for those two years. Those General Fund transfers will be included in the FY 2019/20 and FY 2020/21 budget.

**GENERAL FUND CONTRIBUTIONS TO THE CIP**

FY 2017/18	FY 2018/19	FY 2019/20	FY 2020/21	Total
\$5,195,725	\$5,119,474	\$0	\$0	\$10,315,199

Historically, the General Fund Contribution has been used for a full range of Streets, Parks and Miscellaneous projects. For FY 2017/18 and FY 2018/19 a total of \$2.5 million each year will be transferred to the Streets category to provide funding for a number of projects including the annual street resurfacing program and sidewalk repairs. The allocation of General Fund monies to the various streets projects is identified in the Streets Financial Sheets included in Appendix A. The remaining \$2.7 million FY 2017/18 General Fund contribution has been allocated to various projects in the Miscellaneous category including sound wall repairs and the design phase of expanding parking in the downtown area that are City Council priorities. For FY 2018/19, a total of \$2.6 million is allocated to the Miscellaneous category that will be used to fund several projects including the construction phase of the expansion of parking in the downtown area that is a City Council priority.

Staff will continue to prioritize using some or all of General Fund surpluses from the operating budget to increase the transfer to the CIP.

#### IV. SUMMARY OF CIP EXPENDITURES

The CIP includes a total of 89 projects recommended for funding during the four years of this CIP. Expenditures, including project reserves for FY 2017/18 are estimated at \$28.2 million and \$24.4 million for FY 2018/19 for a total of \$52.6 million for the first two funded years. Total expenditures and reserves for all four years of the CIP are estimated at \$80 million. A summary of the major funded projects is as follows:

##### **Summary of Major Funded Projects**

###### **Streets**

- Provides a total of \$11.5 million over the four years of the CIP for street resurfacing and related improvements. This includes \$4.1 million for FY 2017/18 and \$2.6 million for FY 2018/19. Over the past few years, funding for this project has generally ranged between \$2,600,000 and \$2,700,000 and therefore, this CIP amount is consistent with past years and meets the standard set by the City's Pavement Management System Index. The actual streets to be resurfaced will be determined following an update to the City's pavement management system. Notwithstanding this funding, staff anticipates that additional street maintenance funding will be needed in the future to meet ongoing street maintenance needs.
- Includes \$4.2 million for various street related maintenance and improvement projects including sidewalk replacement (\$450,000), slurry sealing (\$1,800,000), installation of traffic buttons and line markers (\$200,000), sidewalk ramp installation (\$800,000), annual evaluation of City streets (\$100,000) and intersection improvements at various locations (\$800,000). These funded amounts are consistent with funding in recent previous years.
- Includes \$650,000 for installation of traffic signals at various locations to be determined consistent with the General Plan and the City Traffic Improvement Fees. Signal locations will be presented to the City Council prior to awarding a contract to design and install.
- Includes two One Bay Area Grants (OBAG) totaling \$1,550,000 in FY 2019/20 that will be used for Street Resurfacing projects that will be identified when City staff prepare the funding application.
- Includes a number of new streets projects including:
  - Design of I-680/Sunol Boulevard interchange improvements (FY 2017/18 / \$1.4 million)
  - Design of intersection long-term Improvements at Stanley/Valley and Bernal Avenue (FY 2017/18 / \$200,000).
- Includes \$950,000 for Bicycle and Pedestrian Improvements on West Las Positas.

###### **Parks**

- Includes \$1,200,000 to renovate Dolores Bengstron Aquatic Center locker rooms in FY 2017/18.
- Provides \$709,000 to renovate the softball fieldhouse and score keeper's booth in FY 2017/18.

- Includes \$415,000 for Castleridge Trail parking improvements and a pedestrian crossing in FY 2017/18.
- A total of \$500,000 for improvements at the Pleasanton Pioneer Cemetery.
- A total of \$1.3 million to design and construct an expansion to the Senior Center facility in FY 2017/18 and 2018/19.
- Includes \$200,000 in FY 2017/18 to expand parking lot at Cubby's Dog Park.
- Includes \$60,000 to conduct an assessment of the Amador Theater facility in FY 2017/18.
- Provides \$100,000 for a facility assessment and masterplan of the Century House facility.
- Includes \$350,000 to replace the concession stand #2 at Ken Mercer Sport Park in FY 2017/18.
- Provides \$350,000 in FY 2018/19 to implement some of the projects included in the Alviso Adobe Strategic Plan.
- Includes \$750,000 in FY 2017/18 to acquire land required to complete Phase II of the Rotary Park project.

### **Miscellaneous**

- Provides \$4 million in FY 2017/18 to design and construct Fire Station #3.
- Provides \$400,000 in FY 2018/19 to design Fire Station #2. City staff will develop a financial plan to fund the construction portion of the project.
- Provides \$400,000 in FY 2018/19 to design an Emergency Operations Center (EOC) at the City's Fire Training Facility. City staff will develop a financial plan to fund the construction portion of the project.
- Provides \$2.2 million combined in FY 2017/18 and FY 2018/19 to expand parking in the downtown area.

### **Housing**

- Includes \$4.6 million in County General Obligation bonds programmed in FY 2020/21 to help fund Phase II of the Kottinger Senior Housing Project.
- Includes a total of \$2,250,000 included in FY 2017/18 to help fund the Sunflower Hill Special Needs Housing Project.

### **Water and Sewer**

- A total of \$3.8 million is allocated for annual sanitary sewer main replacements and improvements, \$2 million for reinforced sewer mains at Arroyos, \$4.1 million for annual water main replacements, and \$1.6 million for bridge water main replacements.
- Provides \$750,000 in FY 2017/18 to replace Castlewood water meters with AMI meters. The \$750,000 will be funded by the County.

In addition, to the projects listed above, Appendix B includes a listing of existing CIP projects that are currently underway or in reserve in anticipation of future funding. By approving this budget, the City Council is also approving the carry-over of funding for these projects.

## V. CONCLUSION

This CIP presents a wide range of street, parks, utility and public facility projects that will address many community interests and needs including maintenance of existing infrastructure and new projects. In many ways, this document continues to balance the need for ongoing infrastructure maintenance while addressing new needs and priorities.

Looking to the future, staff is working on or anticipates activity on a range of capital projects that are funded through this CIP, received funding in previous CIPs, or will be eligible to receive funding in future CIPs including:

- Bocce Ball Courts at the Senior Center
- Vineyard Avenue Trail
- Lyons/Wayside Park Renovation
- Cemetery Storage and Visitor Parking Improvements
- Downtown Parking and Trail Improvements
- Civic Center development, including Library expansion and/or relocation
- Continued development of the Bernal Property including the Community Farm
- Increased facility rehabilitation to address some of the City's more aging buildings
- Continued traffic improvements
- Rotary Park, Phase II
- On-going improvements to address the City's recently completed master plans related to trails, bicycle and pedestrian projects, recreation facilities, and arts programs
- Amador Theater Improvements
- Century House improvements

To address ongoing capital needs, staff will continue to rely on the Council's comprehensive priority setting process that leads to the adoption of an Annual Work Plan that identifies and prioritizes key projects and programs. In addition, staff and the City Council will continue exploring opportunities for revenue enhancement from development impact fees that are needed to assure the City is well maintained with facilities that meet community needs.

Staff is confident that this plan addresses the City's current capital improvement requirements and through the collective efforts of the City Council and the community, these future challenges will be met in a way that maintains the high quality of existing streets, facility and utility infrastructure and allows for the development of new facilities in a cost efficient and effective manner.



# **CAPITAL IMPROVEMENT PROGRAM**

**Listing of Funded CIP Projects**

**FY 2017/18 through FY 2020/21**





**City of Pleasanton  
Capital Improvement Program Summary**

FY 2017/18 Through FY 2020/21

Pg #	FUND AND PROJECT NAME	FY 2017/18	FY 2018/19	FY 2019/20	FY 2021/22	TOTAL
	<b>STREETS</b>					
	Beginning Balance	\$12,599,496	\$14,997,628	\$12,351,297	\$17,732,026	\$12,599,496
	Revenues and Transfers	10,694,206	10,798,150	10,357,153	6,625,139	\$38,474,648
	<b>Total Funds Available</b>	<b>\$23,293,702</b>	<b>\$25,795,778</b>	<b>\$22,708,450</b>	<b>\$24,357,165</b>	<b>\$51,074,144</b>
	<b>EXPENDITURES:</b>					
25	Johnson Drive Economic Development Zone - Transportation Improvements Reserve	0	6,385,865	0	0	\$6,385,865
26	Design & Construct westbound Bernal Avenue at First St. to allow 2nd left turn lane	135,000	1,300,000	0	0	\$1,435,000
27	Junipero and Independence Traffic Calming (CIP)	40,000	0	0	0	\$40,000
28	Design Stanley Boulevard at Valley Avenue/ Bernal Avenue intersection improvements (CIP)	200,000	0	0	0	\$200,000
29	Design (35% design) 2nd Bernal Bridge (CIP)	450,000	0	0	0	\$450,000
30	Design Sunol Blvd Interchange Improvements (CIP)	1,350,000	0	0	0	\$1,350,000
31	Design & Construct West Las Positas Bicycle and Pedestrian Improvements (CIP)	50,000	900,000	0	0	\$950,000
32	Annual Curb and Gutter for Street Resurfacing Projects	350,000	250,000	250,000	250,000	\$1,100,000
33	Annual Sidewalk and Intersection Ramp Installations (ADA)	200,000	200,000	200,000	200,000	\$800,000
33	Annual Sidewalk Maintenance	0	150,000	150,000	150,000	\$450,000
34	Annual Slurry Sealing of Various Streets	400,000	465,000	450,000	450,000	\$1,765,000
35	Annual Street Resurfacing and Reconstruction	3,675,000	2,250,000	2,250,000	2,250,000	\$10,425,000
36	Annual Traffic Buttons and Line Marker Installation	50,000	50,000	50,000	50,000	\$200,000
	Bi-Annual Bridge Evaluation Program	50,000	0	50,000	0	\$100,000
	Bi-Annual Evaluation/Reclassification of Street Surfaces	0	50,000	0	50,000	\$100,000
37	Bi-Annual Neighborhood Traffic Calming Devices	0	50,000	0	50,000	\$100,000
38	Bi-Annual Traffic Signal Installations	50,000	350,000	250,000	0	\$650,000
39	Bicycle and Pedestrian Improvements	100,000	100,000	100,000	100,000	\$400,000
40	Bridge Approach Settlement & Roadway Repairs (Additional Funding)	0	150,000	0	0	\$150,000
	Bridge Improvements at Various Locations Caltrans Project 5101-029 (Addl. Funding) - Additional Funding	5,000	30,000	0	0	\$35,000
41	Stoneridge Mall Sidewalks	400,000	0	0	0	\$400,000
42	Intersection Improvements at Various Locations	100,000	100,000	100,000	100,000	\$400,000
43	Street Reconstruction - Reserve for OBAG Cycle II Funding	0	0	720,000	0	\$720,000
44	West Las Positas Blvd Street Sinking Repair Reserve (Hopyard to Stoneridge) (Addl. Funding)	0	100,000	100,000	100,000	\$300,000
45	Signal Detection Upgrade	150,000	0	0	0	\$150,000
46	Stoneridge Mall @ Workday - second WBLT lane	0	300,000	0	0	\$300,000
	Bicycle Interchange Improvements	0	100,000	0	0	\$100,000
	To General Fund - Gas Tax Administration	7,500	7,500	7,500	7,500	\$30,000
	To General Fund - Congestion Mgmt	36,500	38,500	38,500	38,500	\$152,000
	To General Fund - NPID Reimbursement	25,305	25,750	26,000	26,500	\$103,555
	To General Fund - Landscape NPID	2,600	3,000	3,000	3,000	\$11,600
	<b>TOTAL STREETS EXPENDITURES</b>	<b>\$7,826,905</b>	<b>\$13,355,615</b>	<b>\$4,745,000</b>	<b>\$3,825,500</b>	<b>\$29,753,020</b>
	<b>RESERVES</b>					
47	Tri-Valley Transportation Development Fee	461,169	80,866	223,424	278,060	\$1,043,519
48	Dougherty Valley Mitigation Revenue Reserve	8,000	8,000	8,000	8,000	\$32,000
	<b>TOTAL STREETS RESERVES</b>	<b>\$469,169</b>	<b>\$88,866</b>	<b>\$231,424</b>	<b>\$286,060</b>	<b>\$1,075,519</b>
	<b>TOTAL STREETS</b>	<b>\$8,296,074</b>	<b>\$13,444,481</b>	<b>\$4,976,424</b>	<b>\$4,111,560</b>	<b>\$30,828,539</b>
	<b>ENDING STREETS FUND BALANCE</b>	<b>\$14,997,628</b>	<b>\$12,351,297</b>	<b>\$17,732,026</b>	<b>\$20,245,605</b>	<b>\$20,245,605</b>

**City of Pleasanton  
Capital Improvement Program Summary**

FY 2017/18 Through FY 2020/21

Pg #	FUND AND PROJECT NAME	FY 2017/18	FY 2018/19	FY 2019/20	FY 2021/22	TOTAL
	<b>PARKS</b>					
	Beginning Balance	\$2,325,797	\$845,488	\$173,341	\$1,244,404	\$2,325,797
	Revenues and Transfers	2,998,691	782,853	1,071,063	2,850,118	\$7,702,725
	<b>Total Funds Available</b>	<b>\$5,324,488</b>	<b>\$1,628,341</b>	<b>\$1,244,404</b>	<b>\$4,094,522</b>	<b>\$10,028,522</b>
	<b>EXPENDITURES:</b>					
51	Dolores Bengstrom Aquatic Center Locker Room Renovation	1,200,000	0	0	0	\$1,200,000
52	Softball Fieldhouse and Score Keepers' Booth Renovation	709,000	0	0	0	\$709,000
53	Castleridge Trail & Parking Improvements & Pedestrian Crossing	415,000	0	0	0	\$415,000
54	Senior Center Facility Expansion Project - Design & Construction	195,000	1,105,000	0	0	\$1,300,000
55	Expand Dog Park Parking Lot @ Cubby's Dog Park	200,000	0	0	0	\$200,000
56	Amador Theater Facility Assessment	60,000	0	0	0	\$60,000
57	Century House Facility Assessment & Masterplan	100,000	0	0	0	\$100,000
58	Replace Concession Stand #2 at Ken Mercer Sports Park	350,000	0	0	0	\$350,000
59	Alviso Adobe Strategic Plan Implementation	0	350,000	0	0	\$350,000
60	Rotary Park - Phase II Land Acquisition Reserve	750,000	0	0	0	\$750,000
	<b>TOTAL PARKS EXPENDITURES</b>	<b>\$3,979,000</b>	<b>\$1,455,000</b>	<b>\$0</b>	<b>\$0</b>	<b>\$5,434,000</b>
	<b>RESERVES</b>					
61	Pioneer Cemetery Masterplan Implementation Reserve	500,000	0	0	0	\$500,000
	<b>TOTAL PARKS RESERVES</b>	<b>\$500,000</b>	<b>\$0</b>	<b>\$0</b>	<b>\$0</b>	<b>\$500,000</b>
	<b>TOTAL PARKS</b>	<b>\$4,479,000</b>	<b>\$1,455,000</b>	<b>\$0</b>	<b>\$0</b>	<b>\$5,934,000</b>
	<b>ENDING PARKS FUND BALANCE</b>	<b>\$845,488</b>	<b>\$173,341</b>	<b>\$1,244,404</b>	<b>\$4,094,522</b>	<b>\$4,094,522</b>
	<b>MISCELLANEOUS</b>					
	Beginning Balance	\$6,253,701	\$6,180,183	\$5,025,993	\$4,651,992	\$6,253,701
	Revenues and Transfers	6,132,110	3,286,438	1,191,627	3,099,411	\$13,709,586
	<b>Total Funds Available</b>	<b>\$12,385,811</b>	<b>\$9,466,621</b>	<b>\$6,217,620</b>	<b>\$7,751,403</b>	<b>\$19,963,287</b>
	<b>EXPENDITURES:</b>					
65	Design & Construct "New" Fire Station #3	4,035,000	0	0	0	\$4,035,000
66	Remove City Hall Modular Buildings	0	0	170,000	0	\$170,000
67	Annual Soundwall Repair & Replacement	200,000	200,000	200,000	200,000	\$800,000
68	Design EOC at Fire Training Facility	0	400,000	0	0	\$400,000
69	Design Fire Station #2 Improvements	0	470,000	0	0	\$470,000
70	Design Undergrounding of Bernal Avenue Ditch	0	0	175,000	175,000	\$350,000
71	Expand Parking on Downtown Transportation Corridor	200,000	2,000,000	0	0	\$2,200,000
72	Bi-Annual Fence Installation and Repair	50,000	0	50,000	0	\$100,000
73	Bi-Annual Storm Repairs and Improvements	500,000	0	250,000	0	\$750,000
74	LED Lighting Conversion - Downtown	0	750,000	0	0	\$750,000
75	City Parking Lots - Resurfacing	200,000	100,000	200,000	0	\$500,000
	East County Animal Shelter Debt Service	30,000	30,000	30,000	30,000	\$120,000
	CEC LED Loan Repayment	190,628	190,628	190,628	190,628	\$762,512
76	Annual Trash Capture Devices	300,000	300,000	300,000	300,000	\$1,200,000
77	Yolanda Court Outfall Repair	250,000	0	0	0	\$250,000
	Steam Preschool Subsidy	250,000	0	0	0	\$250,000
	<b>TOTAL MISCELLANEOUS EXPENDITURES</b>	<b>\$6,205,628</b>	<b>\$4,440,628</b>	<b>\$1,565,628</b>	<b>\$895,628</b>	<b>\$13,107,512</b>
	<b>RESERVES</b>					
	Capital Improvement Program Reserve (CIPR)	0	0	0	0	\$0
	<b>TOTAL RESERVES</b>	<b>\$0</b>	<b>\$0</b>	<b>\$0</b>	<b>\$0</b>	<b>\$0</b>
	<b>TOTAL MISCELLANEOUS</b>	<b>\$6,205,628</b>	<b>\$4,440,628</b>	<b>\$1,565,628</b>	<b>\$895,628</b>	<b>\$13,107,512</b>
	<b>ENDING MISCELLANEOUS FUND BALANCE</b>	<b>\$6,180,183</b>	<b>\$5,025,993</b>	<b>\$4,651,992</b>	<b>\$6,855,775</b>	<b>\$6,855,775</b>

**City of Pleasanton  
Capital Improvement Program Summary**

FY 2017/18 Through FY 2020/21

Pg #	FUND AND PROJECT NAME	FY 2017/18	FY 2018/19	FY 2019/20	FY 2021/22	TOTAL
	<b>HOUSING</b>					
	Beginning Balance	\$14,283,814	\$13,033,814	\$13,321,632	\$14,523,912	\$14,283,814
	Revenues and Transfers	1,000,000	287,818	5,802,280	122,433	\$7,212,531
	<b>Total Funds Available</b>	<b>\$15,283,814</b>	<b>\$13,321,632</b>	<b>\$19,123,912</b>	<b>\$14,646,345</b>	<b>\$21,496,345</b>
	<b>EXPENDITURES:</b>					
78	Kottinger Phase II	0	0	4,600,000	0	\$4,600,000
79	Sunflower Hill Project Reserve	2,250,000	0	0	0	\$2,250,000
	<b>TOTAL HOUSING EXPENDITURES</b>	<b>\$2,250,000</b>	<b>\$0</b>	<b>\$4,600,000</b>	<b>\$0</b>	<b>\$6,850,000</b>
	<b>ENDING HOUSING FUND BALANCE</b>	<b>\$13,033,814</b>	<b>\$13,321,632</b>	<b>\$14,523,912</b>	<b>\$14,646,345</b>	<b>\$14,646,345</b>
	<b>WATER</b>					
	Beginning Balance	\$3,566,018	\$4,817,156	\$4,246,371	\$2,546,281	\$3,566,018
	Revenues and Transfers	6,004,138	2,454,215	2,539,910	2,428,295	\$13,426,558
	<b>Total Funds Available</b>	<b>\$9,570,156</b>	<b>\$7,271,371</b>	<b>\$6,786,281</b>	<b>\$4,974,576</b>	<b>\$16,992,576</b>
	<b>EXPENDITURES:</b>					
83	Annual Replacement of Polybutylene Service Laterals	175,000	175,000	175,000	175,000	\$700,000
84	Annual Replacement of Water Meters	500,000	25,000	25,000	25,000	\$575,000
85	Annual Water Main Replacement	920,000	945,000	1,085,000	1,195,000	\$4,145,000
86	Annual Water Pump and Motor Repairs	110,000	110,000	115,000	115,000	\$450,000
87	Bi-Annual Control Valve Improvements	0	165,000	0	165,000	\$330,000
88	Bi-Annual Pressure Reducing Station Improvements	150,000	0	150,000	0	\$300,000
89	Bi-Annual Water Electrical Panel Improvements	0	55,000	0	55,000	\$110,000
90	Bi-Annual Water Emergency Generator Improvements	0	55,000	0	55,000	\$110,000
91	Bi-Annual Water Quality Improvements	110,000	0	120,000	0	\$230,000
92	Bi-Annual Water Tank Corrosion Repairs	0	220,000	0	285,000	\$505,000
93	Bi-Annual Hydrant Lateral Replacement	200,000	0	200,000	0	\$400,000
94	Annual Bridge Water Main Replacement	400,000	400,000	400,000	400,000	\$1,600,000
95	Water Master Plan and Model Update-Additional Funding	0	200,000	0	0	\$200,000
96	Water Pump and Motor Upsizing	280,000	0	280,000	0	\$560,000
97	Water Telemetry Upgrades	200,000	100,000	100,000	100,000	\$500,000
98	AMI Installation - Castelwood	750,000	0	0	0	\$750,000
99	SCADA Update	200,000	0	0	0	\$200,000
100	Tassajara Tank Potable Water Fill	200,000	0	0	0	\$200,000
	Expand Phase I Recycled Water Distribution System (CIP)	0	0	1,000,000	0	\$1,000,000
101	General Fund - CIP Engineering and Inspection	433,000	445,000	460,000	477,000	\$1,815,000
	General Fund - Utility Cut Patching	125,000	130,000	130,000	130,000	\$515,000
	<b>TOTAL WATER EXPENDITURES</b>	<b>\$4,753,000</b>	<b>\$3,025,000</b>	<b>\$4,240,000</b>	<b>\$3,177,000</b>	<b>\$15,195,000</b>
	<b>ENDING WATER FUND BALANCE</b>	<b>\$4,817,156</b>	<b>\$4,246,371</b>	<b>\$2,546,281</b>	<b>\$1,797,576</b>	<b>\$1,797,576</b>
	<b>SEWER</b>					
	Beginning Balance	\$4,511,036	\$3,609,889	\$2,880,201	\$2,226,599	\$4,511,036
	Revenues and Transfers	1,318,853	1,280,312	1,301,398	2,047,949	\$5,948,512
	<b>Total Funds Available</b>	<b>\$5,829,889</b>	<b>\$4,890,201</b>	<b>\$4,181,599</b>	<b>\$4,274,548</b>	<b>\$10,459,548</b>
	<b>EXPENDITURES:</b>					
105	Val Vista Underdrain to Sewer	250,000	0	0	0	\$250,000
106	Annual Sewer Main Replacement and Improvements	920,000	945,000	970,000	995,000	\$3,830,000
107	Annual Sewer Pump and Motor Repairs	50,000	55,000	55,000	60,000	\$220,000
108	Bi-Annual Sewer Electrical Panel Improvements	0	55,000	0	55,000	\$110,000
109	Bi-Annual Sewer Emergency Generator Improvements	0	55,000	0	55,000	\$110,000
110	Bi-Annual Sewer Maintenance Hole Improvements	150,000	0	160,000	0	\$310,000
111	Annual Reinforced Sewer Main @ Arroyo Crossings	500,000	500,000	500,000	500,000	\$2,000,000
112	SCADA Update	100,000	0	0	0	\$100,000
113	Vineyard Avenue Sewer Trench Repairs	0	150,000	0	278,000	\$428,000
	General Fund - CIP Engineering and Inspection	250,000	250,000	270,000	0	\$770,000
	<b>TOTAL SEWER</b>	<b>\$2,220,000</b>	<b>\$2,010,000</b>	<b>\$1,955,000</b>	<b>\$1,943,000</b>	<b>\$8,128,000</b>
	<b>ENDING SEWER FUND BALANCE</b>	<b>\$3,609,889</b>	<b>\$2,880,201</b>	<b>\$2,226,599</b>	<b>\$2,331,548</b>	<b>\$2,331,548</b>
	<b>TOTAL ALL PROJECTS</b>	<b>\$28,203,702</b>	<b>\$24,375,109</b>	<b>\$17,337,052</b>	<b>\$10,127,188</b>	<b>\$80,043,051</b>
	<b>ENDING FUND BALANCE ALL PROJECTS</b>	<b>\$43,484,158</b>	<b>\$37,998,835</b>	<b>\$42,925,214</b>	<b>\$49,971,371</b>	<b>\$49,971,371</b>

This page intentionally left blank.

# CAPITAL IMPROVEMENT PROGRAM

## Summary of Financial Tables







**STREETS PROJECTS SUMMARY  
CAPITAL IMPROVEMENT PROGRAM  
FY 2017/18 THRU FY 2020/21**

CIP #		FY 17/18 Total	FY 18/19 Total	FY 19/20 Total	FY 20/21 Total	Total
	<b>BEGINNING STREETS FUND BALANCE</b>	\$12,599,496	\$14,997,628	\$12,351,297	\$17,732,026	\$12,599,496
	<b>REVENUES:</b>					
	Traffic Impact Fees	2,834,084	749,166	3,136,611	982,755	7,702,616
	Tri-Valley Transportation Fees (20% City portion)	457,674	80,866	217,424	275,060	1,031,024
	Dougherty Valley Mitigation Fees	8,000	8,000	8,000	8,000	32,000
	OBAG Cycle II Grant	0	0	830,000	0	830,000
	OBAG Cycle III Grant	0	0	720,000	0	720,000
	Misc Grant	135,000	715,000	0	0	850,000
	Vintage Village Fee	200,000	1,300,000	0	0	1,500,000
	<b>SUBTOTAL FEE REVENUE</b>	\$3,634,758	\$2,853,032	\$4,912,035	\$1,265,815	\$12,665,640
	2105 Gas Tax	435,814	435,814	435,814	435,814	1,743,256
	2106 Gas Tax	268,018	268,018	268,018	268,018	1,072,072
	2107 Gas Tax	563,009	563,009	563,009	563,009	2,252,036
	2107.5 Gas Tax	7,500	7,500	7,500	7,500	30,000
	2013 Gas Tax	300,212	330,233	330,233	330,233	1,290,911
	Gas Tax - Loan Repayment	85,794	85,794	85,794	0	257,382
	2030 Gas Tax - Road Maint Rehab	432,401	1,288,050	1,288,050	1,288,050	4,296,551
	Measure B - Streets	800,000	800,000	800,000	800,000	3,200,000
	Measure B - Bicycle and Pedestrian	220,000	220,000	220,000	220,000	880,000
	Measure F - Vehicle Registration Fees - Streets	350,000	350,000	350,000	350,000	1,400,000
	Measure BB - Streets	730,000	730,000	730,000	730,000	2,920,000
	Measure BB - Bicycle and Pedestrian	180,000	180,000	180,000	180,000	720,000
	Interest Income (Includes Interest from Project Reserves)	186,700	186,700	186,700	186,700	746,800
	<b>TOTAL REVENUES</b>	\$8,194,206	\$8,298,150	\$10,357,153	\$6,625,139	\$33,474,648
	<b>TRANSFERS FROM:</b>					
	General Fund	2,500,000	2,500,000	0	0	5,000,000
	<b>TOTAL FUNDS AVAILABLE</b>	\$23,293,702	\$25,795,778	\$22,708,450	\$24,357,165	\$51,074,144
	<b>EXPENDITURES:</b>					
18531	Johnson Drive Economic Development Zone - Transportation Improvements Reserve	0	6,385,865	0	0	6,385,865
17556	Design & Construct westbound Bernal Avenue at First St. to allow 2nd left turn lane	135,000	1,300,000	0	0	1,435,000
17557	Junipero and Independence Traffic Calming	40,000	0	0	0	40,000
17558	Design Stanley Boulevard at Valley Avenue/ Bernal Avenue intersection improvements	200,000	0	0	0	200,000
5526	Design (35% design) 2nd Bernal Bridge	450,000	0	0	0	450,000
17556	Design Sunol Blvd Interchange Improvements	1,350,000	0	0	0	1,350,000
175xx	Design & Construct West Las Positas Bicycle and Pedestrian Improvements	50,000	900,000	0	0	950,000
17509	Annual Curb and Gutter for Street Resurfacing Projects	350,000	250,000	250,000	250,000	1,100,000
17505	Annual Sidewalk and Intersection Ramp Installations (ADA)	200,000	200,000	200,000	200,000	800,000
xx512	Annual Sidewalk Maintenance	0	150,000	150,000	150,000	450,000
17504	Annual Slurry Sealing of Various Streets	400,000	465,000	450,000	450,000	1,765,000
17503	Annual Street Resurfacing and Reconstruction	3,675,000	2,250,000	2,250,000	2,250,000	10,425,000
17507	Annual Traffic Buttons and Line Marker Installation	50,000	50,000	50,000	50,000	200,000
17518	Bi-Annual Bridge Evaluation Program	50,000	0	50,000	0	100,000
18521	Bi-Annual Evaluation/Reclassification of Street Surfaces	0	50,000	0	50,000	100,000
17555	Bi-Annual Neighborhood Traffic Calming Devices	0	50,000	0	50,000	100,000
17532	Bi-Annual Traffic Signal Installations	50,000	350,000	250,000	0	650,000
15551	Bicycle and Pedestrian Improvements	100,000	100,000	100,000	100,000	400,000
15524	Bridge Approach Settlement & Roadway Repairs (Add'l)	0	150,000	0	0	150,000
16514	5101-029 (Addl. Funding) - Additional Funding	5,000	30,000	0	0	35,000
17512	Stoneridge Mall Sidewalks	400,000	0	0	0	400,000
17541	Intersection Improvements at Various Locations	100,000	100,000	100,000	100,000	400,000
17508	Street Reconstruction - Reserve for OBAG Cycle II	0	0	720,000	0	720,000
11514	West Las Positas Blvd Street Sinking Repair Reserve (Hopyard to Stoneridge) (Addl. Funding)	0	100,000	100,000	100,000	300,000
18602	Signal Detection Upgrade	150,000	0	0	0	150,000
18601	Stoneridge Mall @ Workday - second WBLT lane	0	300,000	0	0	300,000
	Bicycle Interchange Improvements	0	100,000	0	0	100,000
999999	To General Fund - Gas Tax Administration	7,500	7,500	7,500	7,500	30,000
999999	To General Fund - Congestion Mgmt	36,500	38,500	38,500	38,500	152,000
999999	To General Fund - NPID Reimbursement	25,305	25,750	26,000	26,500	103,555
999999	To General Fund - Landscape NPID	2,600	3,000	3,000	3,000	11,600
	<b>STREET EXPENDITURES</b>	\$7,826,905	\$13,355,615	\$4,745,000	\$3,825,500	\$29,753,020
	<b>RESERVES:</b>					
01541	Tri-Valley Transportation Development Fee Reserve	461,169	80,866	223,424	278,060	1,043,519
2523	Dougherty Valley Mitigation Revenue Reserve	8,000	8,000	8,000	8,000	32,000
	<b>TOTAL RESERVES</b>	\$469,169	\$88,866	\$231,424	\$286,060	\$1,075,519
	<b>TOTAL EXPENDITURES AND RESERVES</b>	\$8,296,074	\$13,444,481	\$4,976,424	\$4,111,560	\$30,828,539
	<b>ENDING STREETS FUND BALANCE</b>	\$14,997,628	\$12,351,297	\$17,732,026	\$20,245,605	\$20,245,605

**PARKS PROJECTS SUMMARY  
CAPITAL IMPROVEMENT PROGRAM  
FY 2017/18 THRU FY 2020/21**

CIP #		FY 17/18 Total	FY 18/19 Total	FY 19/20 Total	FY 20/21 Total	TOTAL
	<b>BEGINNING PARKS FUND BALANCE</b>	\$2,325,797	\$845,488	\$173,341	\$1,244,404	\$2,325,797
	<b>REVENUES:</b>					
	Park Dedication Fees	610,691	766,853	1,058,063	2,809,118	5,244,725
	<b>TOTAL FEE REVENUE</b>	\$610,691	\$766,853	\$1,058,063	\$2,809,118	\$5,244,725
	Grants from EBRPD	450,000	0	0	0	450,000
	Interest	29,000	16,000	13,000	41,000	99,000
	<b>TOTAL ESTIMATED REVENUES</b>	\$1,089,691	\$782,853	\$1,071,063	\$2,850,118	\$5,793,725
	<b>TRANSFERS FROM:</b>					
	Equipment Repair and Replacement Fund	1,200,000	0	0	0	\$1,200,000
	Facility Repair and Replacement Fund	709,000	0	0	0	\$709,000
	<b>TOTAL FUNDS AVAILABLE</b>	\$5,324,488	\$1,628,341	\$1,244,404	\$4,094,522	\$10,028,522
	<b>EXPENDITURES:</b>					
17706	Dolores Bengstrom Aquatic Center Locker Room Renovation	1,200,000	0	0	0	\$1,200,000
17746	Softball Fieldhouse and Score Keepers' Booth Renovation	709,000	0	0	0	\$709,000
17749	Castleridge Trail & Parking Improvements & Pedestrian Crossing	415,000	0	0	0	415,000
17750	Senior Center Facility Expansion Project - Design & Construction	195,000	1,105,000		0	1,300,000
17751	Expand Dog Park Parking Lot @ Cubby's Dog Park	200,000	0	0	0	200,000
17714	Amador Theater Facility Assessment	60,000	0	0	0	60,000
17753	Century House Facility Assessment & Masterplan	100,000	0	0	0	100,000
17747	Replace Concession Stand #2 at Ken Mercer Sports Park	350,000	0	0	0	350,000
18725	Alviso Adobe Strategic Plan Implementation	0	350,000	0	0	350,000
17753	Rotary Park - Phase II Land Acquisition Reserve	750,000	0	0	0	750,000
	<b>TOTAL EXPENDITURES</b>	\$3,979,000	\$1,455,000	\$0	\$0	\$5,434,000
	<b>RESERVES:</b>					
16446	Pioneer Cemetery Masterplan Implementation Reserve	500,000	0	0	0	500,000
	<b>TOTAL RESERVES</b>	\$500,000	\$0	\$0	\$0	\$500,000
	<b>TOTAL EXPENDITURES AND RESERVES</b>	\$4,479,000	\$1,455,000	\$0	\$0	\$5,934,000
	<b>ENDING PARKS FUND BALANCE</b>	\$845,488	\$173,341	\$1,244,404	\$4,094,522	\$4,094,522

**MISCELLANEOUS PROJECTS SUMMARY  
CAPITAL IMPROVEMENT PROGRAM  
FY 2017/18 THRU FY 2020/21**

CIP #		FY 17/18 Total	FY 18/19 Total	FY 19/20 Total	FY 20/21 Total	Total
	<b>BEGINNING MISCELLANEOUS FUND BALANCE</b>	\$6,253,701	\$6,180,183	\$5,025,993	\$4,651,992	\$6,253,701
	<b>REVENUES:</b>					
	Public Facilities Fee	629,178	420,336	696,999	1,135,966	2,882,479
	Vintage Village Fees	2,043,579	0	0	0	2,043,579
	<b>TOTAL FEE REVENUE</b>	\$2,672,757	\$420,336	\$696,999	\$1,135,966	\$4,926,058
		0	0	0	0	0
	Interest Income (including CIP Project Reserves)	73,000	56,000	54,000	63,000	246,000
	<b>TOTAL ESTIMATED REVENUES</b>	\$2,745,757	\$476,336	\$750,999	\$1,198,966	\$5,172,058
	<b>TRANSFER FROM:</b>					
	General Fund	2,695,725	2,619,474	0	0	5,315,199
	Capital Improvement Program Reserve (CIPR)	0	0	0	1,709,817	1,709,817
	LED Savings for CEC Loan Repayment	190,628	190,628	190,628	190,628	762,512
	Storm Drain Operating Fund 343/440	500,000	0	250,000	0	750,000
	<b>NET TRANSFERS IN/(OUT)</b>	\$3,386,353	\$2,810,102	\$440,628	\$1,900,445	\$8,537,528
	<b>TOTAL FUNDS AVAILABLE</b>	\$12,385,811	\$9,466,621	\$6,217,620	\$7,751,403	\$19,963,287
	<b>EXPENDITURES:</b>					
17423	Design & Construct "New" Fire Station #3 (CIP)	4,035,000	0	0	0	4,035,000
194xx	Remove City Hall Modular Buildings (CIP)	0	0	170,000	0	170,000
17416	Annual Soundwall Repair & Replacement	200,000	200,000	200,000	200,000	800,000
18423	Design EOC at Fire Training Facility (CIP)	0	400,000	0	0	400,000
18424	Design Fire Station #2 Improvements (CIP)	0	470,000	0	0	470,000
194xx	Design Undergrounding of Bernal Avenue Ditch (CIP)	0	0	175,000	175,000	350,000
17448	Expand Parking on Downtown Transportation Corridor	200,000	2,000,000	0	0	2,200,000
17429	Bi-Annual Fence Installation and Repair	50,000	0	50,000	0	100,000
17415	Bi-Annual Storm Repairs and Improvements	500,000	0	250,000	0	750,000
15436	LED Lighting Conversion - Downtown	0	750,000	0	0	750,000
17434	City Parking Lots - Resurfacing	200,000	100,000	200,000	0	500,000
94451	East County Animal Shelter Debt Service	30,000	30,000	30,000	30,000	120,000
15445	CEC LED Loan Repayment	190,628	190,628	190,628	190,628	762,512
17443	Annual Trash Capture Devices	300,000	300,000	300,000	300,000	1,200,000
17434	Yolanda Court Outfall Repair	250,000	0	0	0	250,000
174xx	Steam Preschool Subsidy	250,000	0	0	0	250,000
	<b>TOTAL EXPENDITURES</b>	\$6,205,628	\$4,440,628	\$1,565,628	\$895,628	\$13,107,512
	<b>RESERVES:</b>					
06418	Capital Improvement Program Reserve (CIPR)	0	0	0	0	0
16446	Pioneer Cemetery Masterplan Implementation Reserve	0	0	0	0	0
	<b>TOTAL RESERVES</b>	\$0	\$0	\$0	\$0	\$0
	<b>TOTAL EXPENDITURES AND RESERVES</b>	\$6,205,628	\$4,440,628	\$1,565,628	\$895,628	\$13,107,512
	<b>ENDING MISCELLANEOUS FUND BALANCE</b>	\$6,180,183	\$5,025,993	\$4,651,992	\$6,855,775	\$6,855,775

**WATER PROJECTS SUMMARY  
CAPITAL IMPROVEMENT PROGRAM  
FY 2017/18 THRU FY 2020/21**

CIP #		FY 17/18 Total	FY 18/19 Total	FY 19/20 Total	FY 20/21 Total	TOTAL
	<b>BEGINNING WATER FUND BALANCE</b>	\$3,566,018	\$4,817,156	\$4,246,371	\$2,546,281	\$3,566,018
	<b>REVENUES:</b>					
	Water Connection Fees	139,753	107,715	262,410	150,795	660,673
	Recycled Water Revenue	350,000	350,000	350,000	350,000	1,400,000
	Reimbursements - County	750,000	0	0		750,000
	<b>TOTAL FEE REVENUE</b>	\$1,239,753	\$457,715	\$612,410	\$500,795	\$2,810,673
	Interest Income (Including Project Reserves)	98,500	96,500	27,500	27,500	250,000
	<b>TOTAL ESTIMATED REVENUES</b>	\$1,338,253	\$554,215	\$639,910	\$528,295	\$3,060,673
	<b>TRANSFERS FROM:</b>					
	Water M&O Fund - Replacement Accrual	4,565,885	1,800,000	1,800,000	1,800,000	9,965,885
	Water M&O Fund - Vineyard Ave. Corridor Fourth Tier Water Fees	100,000	100,000	100,000	100,000	400,000
	<b>NET TRANSFERS IN/(OUT)</b>	\$4,665,885	\$1,900,000	\$1,900,000	\$1,900,000	\$10,365,885
	<b>TOTAL FUNDS AVAILABLE</b>	\$9,570,156	\$7,271,371	\$6,786,281	\$4,974,576	\$16,992,576
	<b>EXPENDITURES:</b>					
17113	Annual Replacement of Polybutylene Service Laterals	175,000	175,000	175,000	175,000	700,000
17119	Annual Replacement of Water Meters	500,000	25,000	25,000	25,000	575,000
17128	Annual Water Main Replacement	920,000	945,000	1,085,000	1,195,000	4,145,000
17140	Annual Water Pump and Motor Repairs	110,000	110,000	115,000	115,000	450,000
18111	Bi-Annual Control Valve Improvements	0	165,000	0	165,000	330,000
17122	Bi-Annual Pressure Reducing Station Improvements	150,000	0	150,000	0	300,000
18110	Bi-Annual Water Electrical Panel Improvements	0	55,000	0	55,000	110,000
18122	Bi-Annual Water Emergency Generator Improvements	0	55,000	0	55,000	110,000
17100	Bi-Annual Water Quality Improvements	110,000	0	120,000	0	230,000
18127	Bi-Annual Water Tank Corrosion Repairs	0	220,000	0	285,000	505,000
17135	Bi-Annual Hydrant Lateral Replacement	200,000	0	200,000	0	400,000
17136	Annual Bridge Water Main Replacement	400,000	400,000	400,000	400,000	1,600,000
18134	Water Master Plan and Model Update-Additional Funding	0	200,000	0	0	200,000
18108	Water Pump and Motor Upsizing	280,000	0	280,000	0	560,000
17142	Water Telemetry Upgrades	200,000	100,000	100,000	100,000	500,000
17137	AMI Installation - Castlewood	750,000	0	0	0	750,000
17163	Water SCADA Update	200,000	0	0	0	200,000
17139	Tassajara Tank Potable Water Fill	200,000	0	0	0	200,000
	Expand Phase I Recycled Water Distribution System (CIP)	0	0	1,000,000	0	1,000,000
17162	General Fund - CIP Engineering and Inspection	433,000	445,000	460,000	477,000	1,815,000
999999	General Fund - Utility Cut Patching	125,000	130,000	130,000	130,000	515,000
	<b>TOTAL EXPENDITURES</b>	\$4,753,000	\$3,025,000	\$4,240,000	\$3,177,000	\$15,195,000
	<b>ENDING WATER FUND BALANCE</b>	\$4,817,156	\$4,246,371	\$2,546,281	\$1,797,576	\$1,797,576

**SEWER PROJECTS SUMMARY  
CAPITAL IMPROVEMENT PROGRAM  
FY 2017/18 THRU FY 2020/21**

CIP #		FY 17/18 Total	FY 18/19 Total	FY 19/20 Total	FY 20/21 Total	Total
	<b>BEGINNING SEWER FUND BALANCE</b>	\$4,511,036	\$3,609,889	\$2,880,201	\$2,226,599	\$4,511,036
	<b>REVENUES:</b>					
	Sewer Connection Fees	73,853	44,312	73,398	175,949	367,512
	<b>TOTAL FEE REVENUE</b>	\$73,853	\$44,312	\$73,398	\$175,949	\$367,512
	Interest Income (Including Project Reserves)	45,000	36,000	28,000	22,000	131,000
	<b>TOTAL ESTIMATED REVENUES</b>	\$118,853	\$80,312	\$101,398	\$197,949	\$498,512
	<b>TRANSFERS FROM:</b>					
	Sewer M&O Fund - Replacement Accrual	1,200,000	1,200,000	1,200,000	1,850,000	5,450,000
	<b>NET TRANSFERS IN/(OUT)</b>	\$1,200,000	\$1,200,000	\$1,200,000	\$1,850,000	\$5,450,000
	<b>TOTAL FUNDS AVAILABLE</b>	\$5,829,889	\$4,890,201	\$4,181,599	\$4,274,548	\$10,459,548
	<b>EXPENDITURES:</b>					
17260	Val Vista Underdrain to Sewer	250,000	0	0	0	250,000
17202	Annual Sewer Main Replacement and Improvements	920,000	945,000	970,000	995,000	3,830,000
17240	Annual Sewer Pump and Motor Repairs	50,000	55,000	55,000	60,000	220,000
18210	Bi-Annual Sewer Electrical Panel Improvements	0	55,000	0	55,000	110,000
18212	Bi-Annual Sewer Emergency Generator Improvements	0	55,000	0	55,000	110,000
17201	Bi-Annual Sewer Maintenance Hole Improvements	150,000	0	160,000	0	310,000
17242	Annual Reinforced Sewer Main @ Arroyo Crossings	500,000	500,000	500,000	500,000	2,000,000
17261	SCADA Update	100,000	0	0	0	100,000
18233	Vineyard Avenue Sewer Trench Repairs	0	150,000	0	0	150,000
99999	General Fund - CIP Engineering and Inspection	250,000	250,000	270,000	278,000	1,048,000
	<b>TOTAL SEWER PROJECTS</b>	\$2,220,000	\$2,010,000	\$1,955,000	\$1,943,000	\$8,128,000
	<b>ENDING SEWER FUND BALANCE</b>	\$3,609,889	\$2,880,201	\$2,226,599	\$2,331,548	\$2,331,548

This page intentionally left blank.

# STREETS

## Project Description Sheets



This page intentionally left blank.



**JOHNSON DRIVE ECONOMIC DEVELOPMENT ZONE – TRANSPORTATION IMPROVEMENTS RESERVE**

**PROJECT DESCRIPTION:** This project design and construct the transportation improvements associated with the Johnson Drive Economic Development Zone.

**PROJECT JUSTIFICATION:** The Johnson Drive Economic Development Zone Environmental Impact Report identified several projects to be constructed to mitigate the transportation impacts of the new Economic Development Zone.

Improvements are broken down into the following improvement categories: Traffic Signals on Johnson (Commerce Drive and Owens Drive North); Stoneridge and Johnson left turns; Stoneridge Drive and 680 northbound on ramp widening; and Johnson Drive widening. The City’s Traffic Impact Fee (TIF) is responsible for funding a portion of the project that is included in the City’s General Plan. That is the only portion of the improvements listed below.

**PROJECT COST ESTIMATE**

<b>Item</b>	<b>Cost</b>	<b>Funding Source</b>	<b>Total</b>
Stoneridge Drive and I-680 Northbound Widening	\$6,385,865	Traffic Impact Fees: FY 2018/19	\$6,385,865
<b>TOTAL</b>	<b>\$6,385,865</b>	<b>TOTAL</b>	<b>\$6,385,865</b>
<b>CIP #: 18531    CATEGORY: Streets    RECOMMENDATION: Fund in FY 2018/19</b>			

**DESIGN & CONSTRUCT A SECOND WESTBOUND LEFT TURN LANE ON BERNAL AVENUE AT FIRST STREET / SUNOL BOULEVARD**

**PROJECT DESCRIPTION:** The project will modify above-referenced intersection to improve congestion by adding a second westbound left turn lane from Bernal Avenue to southbound Sunol Boulevard. The project will also widen the westbound and southbound approaches to provide bicycle lanes.

**PROJECT JUSTIFICATION:** The project will relieve congestion at the intersection and will help reduce local cut-through in the peak hours. This project will also improve pedestrian and bicycle circulation by widening sidewalks and providing bike lanes.

**PROJECT COST ESTIMATE**

Item	Cost	Funding Source	
Design: FY 2017/18	\$135,000	Grant	\$135,000
Construction: FY 2018/19	\$1,300,000	Vintage Village Fees	\$1,300,000
<b>TOTAL</b>	<b>\$1,435,000</b>	<b>TOTAL</b>	<b>\$1,435,000</b>

**CIP #:** 17556    **CATEGORY:** Streets    **RECOMMENDATION:** Fund in FY 2017/18 thru 2018/19

**JUNIPERO AND INDEPENDENCE TRAFFIC CALMING DEVICES**

**PROJECT DESCRIPTION:** This project will install traffic calming devices in the Junipero and Independence neighborhood.

**PROJECT JUSTIFICATION:** The City of Pleasanton Neighborhood Traffic Calming Program is designed to provide consistent, city-wide policies to neighborhood traffic management and to ensure equitable and effective solutions to a variety of traffic concerns expressed by local residents. The program's intent is to treat similar traffic problems equally, while recognizing the differences in individual resident levels of concern and traffic tolerances.

**PROJECT COST ESTIMATE**

Item	Cost	Funding Source	
Traffic Calming Devices	\$40,000	Measure B (non ped/bike fund): FY 2017/18	\$40,000
<b>TOTAL</b>	\$40,000	<b>TOTAL</b>	\$40,000

**CIP #:** 17557    **CATEGORY:** Streets    **RECOMMENDATION:** Fund in FY 2017/18

**STANLEY BOULEVARD AT VALLEY AVENUE/BERNAL AVENUE INTERSECTION  
IMPROVEMENTS (BICYCLE)**

**PROJECT DESCRIPTION:** This project will design the ultimate intersection configuration for the intersection of Stanley Boulevard at Valley Avenue/ Bernal Avenue. This is the second phase of the intersection improvement. The initial phase designed 3 of the 4 corners of the intersection to provide a protected refuge for bicyclists waiting to cross. This second phase will redesign the 4<sup>th</sup> corner of the intersection (the north east corner). This corner requires relocation of a 300 foot retaining wall and modification to the UPRR undercrossing.

**PROJECT JUSTIFICATION:** The project will improve safety and bicycle mobility by completing the protected intersection design.

**PROJECT COST ESTIMATE**

Item	Cost	Funding Source	
Design: FY 2017/18	\$200,000	Developer Contribution	\$200,000
<b>TOTAL</b>	<b>\$200,000</b>	<b>TOTAL</b>	<b>\$200,000</b>
<b>CIP #:</b> 17558		<b>CATEGORY:</b> Streets	<b>RECOMMENDATION:</b> Fund in FY 2018/19



**SECOND BRIDGE OVER ARROYO DE LA LAGUNA AT BERNAL AVENUE**

**PROJECT DESCRIPTION:** This project will perform a feasibility study and start the environmental and permitting applications that will lead to the development of plans and specifications for a second bridge on Bernal Avenue over the Arroyo de la Laguna, adjacent to the existing steel truss bridge just west of I-680. The project will include the development of 35% plans to aide in the submission of permits and seek funding for the construction of a second bridge.

**PROJECT JUSTIFICATION:** The Bernal Bridge is a vital link to the western portions of the City and a second bridge will provide improved traffic circulation, improved reliability and improved safety.

**PROJECT COST ESTIMATE**

Item	Cost	Funding Source	Total
Design Cost: FY 2017/18	\$450,000	Gas Tax: FY 2017/18	\$450,000
<b>TOTAL</b>	\$450,000	<b>TOTAL</b>	\$450,000
<b>CIP #: 5526    CATEGORY: Streets    RECOMMENDATION: Fund in FY 2017/18</b>			

**DESIGN SUNOL BOULEVARD INTERCHANGE IMPROVEMENTS**

**PROJECT DESCRIPTION:** This project will fund the design of the I-680 at Sunol Boulevard interchange improvement. This will include a Project Study Report (PSR) to establish a project scope and cost estimate, environmental documentation, and the preparation of plans, specifications and estimates (PS&E).

**PROJECT JUSTIFICATION:** The project will improve congestion along Sunol Boulevard by widening the I-680 southbound on-ramp to accommodate two on-ramp lanes. Southbound 680 will also be widened to construct an auxiliary lane, which will include roadway widening, retaining walls and widening of the bridge over Happy Valley Road. The project will also improve safety with the traffic signal installation at Sunol Boulevard and both the I-680 northbound and southbound intersections.

**PROJECT COST ESTIMATE**

Item	Cost	Funding Source	Total
I-680 at Sunol Blvd. Design FY 2015/16 (Existing)	\$650,000	City Traffic Impact Fee: FY 2015/16 (Existing)	\$650,000
I-680 at Sunol Blvd. Design: FY 2017/18 (Additional)	1,350,000	City Traffic Impact Fee: FY 2017/18 (Additional Required)	1,350,000
Total Funding Required to Complete Design	\$2,000,000	Total Identified Funding	\$2,000,000
		Total Additional funding (FY 2017/18)	\$1,350,000

**CIP #:** 15551    **CATEGORY:** Streets    **RECOMMENDATION:** Fund in FY 2017/18

**WEST LAS POSITAS BICYCLE AND PEDESTRIAN IMPROVEMENTS**

**PROJECT DESCRIPTION:** This project will install bicycle and pedestrian related improvements on West Las Positas Boulevard, which was identified as the highest priority corridor by the City's Bicycle and Pedestrian Master Plan.

**PROJECT JUSTIFICATION:** The 2017 Bicycle and Pedestrian Master Plan identifies and prioritizes bicycle and pedestrian related improvements by corridor. This project will install improvements identified by the master plan on the West Las Positas corridor. The current top priority corridor is West Las Positas followed by Santa Rita Road.

**PROJECT COST ESTIMATE**

Item	Cost	Funding Source	
Design	\$50,000	Measure BB (ped/bike): FY 2017/18	\$50,000
Construction	\$450,000	Measure B (ped/bike): FY 2018/19	\$450,000
	\$450,000	Measure BB (ped/bike): FY 2018/19	\$450,000
<b>TOTAL</b>	<b>\$950,000</b>	<b>TOTAL</b>	<b>\$950,000</b>

**CIP #:** 175xx    **CATEGORY:** Streets    **RECOMMENDATION:** Fund in FY 2017/18 thru 2018/19

**ANNUAL CURB AND GUTTER REPLACEMENTS FOR STREET RESURFACING**

**PROJECT DESCRIPTION:** As part of the annual resurfacing of city streets, various sections of curb and gutter need to be replaced along the street areas scheduled for resurfacing. The Americans with Disabilities Act requires all intersection ramp areas to be improved to current standards when the street is resurfaced. Curb and gutter replacement locations are determined through visual inspection by City staff.

**PROJECT JUSTIFICATION:** This annual project will restore proper street gutter drainage run-off in order to protect the pavement from failure due to saturated subgrade conditions. This project will also reduce maintenance costs and help keep city streets safe.

**PROJECT COST ESTIMATE**

Item	Cost	Funding Source	Total
Curb & Gutter Replacement: FY 2017/18	\$350,000	Gas Tax: FY 2017/18	\$350,000
Curb & Gutter Replacement: FY 2018/19 thru 2020/21	\$250,000	Gas Tax: FY 2018/19 thru 2020/21	250,000
<b>TOTAL</b>	<b>\$1,100,000</b>	<b>TOTAL</b>	<b>\$1,100,000</b>

**CIP #:** 17509    **CATEGORY:** Streets    **RECOMMENDATION:** Fund in FY 2017/18 thru 2020/21



## ANNUAL SIDEWALK AND INTERSECTION RAMP INSTALLATIONS

**PROJECT DESCRIPTION:** This annual project includes the construction of new sidewalks and intersection ramps at various locations where sidewalks and intersection ramps do not currently exist or are outdated. This project will also include adding yellow truncated domes at the existing ramps in compliance with the latest ADA requirements. The City's Street Division uses part of the funding to complete sidewalk grinds to remove potential trip hazards. The City was divided into eight zones and prioritized in 2009 by the local ADA Committee to work on areas in one zone each year. Locations are selected following ADA Committee Priority Recommendations. Each year the project's scope of work will be tailored to available funding.

**PROJECT JUSTIFICATION:** This is an annual project that is intended to provide a safe walking area for pedestrians in older sections of the City. It will improve access to public facilities and commercial locations for the mobility impaired and bicyclists.

### PROJECT COST ESTIMATE

Item	Cost	Funding Source	Total
Design & Construction: FY 2017/18 thru 2020/21	\$200,000	Gas Tax: FY 2017/18 thru 2020/21	\$800,000
<b>TOTAL</b>	<b>\$800,000</b>	<b>TOTAL</b>	<b>\$800,000</b>

**CIP #:** 17505    **CATEGORY:** Streets    **RECOMMENDATION:** Fund in FY 2017/18 thru 2020/21

## ANNUAL SIDEWALK MAINTENANCE

**PROJECT DESCRIPTION:** This annual project provides for replacement of sidewalks that have become potential tripping hazards to pedestrians citywide. Typically, the City's street crews grind down those areas where concrete sidewalks have become displaced either by expansive soil conditions or tree roots. Due to the large volume of areas in need of repair, and where grinding of the concrete is not a viable solution, the sidewalk needs to be removed and replaced by construction contract. Repairs may include the replacement of sidewalk, integral curb and gutter, ADA access ramps, and the installation of tree-root or water barriers. The specific locations to be replaced will be determined by staff through a sidewalk condition analysis.

**PROJECT JUSTIFICATION:** This project provides for the repair of existing sidewalks that have become potential tripping hazards to pedestrians.

### PROJECT COST ESTIMATE

Item	Cost	Funding Source	Total
Sidewalk Maintenance: FY 2018/19 thru 2020/21	\$150,000	Gas Tax: FY 2018/19 thru 2020/21	\$150,000
<b>TOTAL</b>	<b>\$450,000</b>	<b>TOTAL</b>	<b>\$450,000</b>

**CIP #:** 18512    **CATEGORY:** Streets    **RECOMMENDATION:** Fund in FY 2018/19 thru 2020/21

**ANNUAL SLURRY SEALING OF VARIOUS STREETS**

**PROJECT DESCRIPTION:** This annual project provides for the slurring of various city streets with slurry seal by construction contract. Actual locations will be determined after reviewing the Pavement Management System (PMS) survey data and field information analysis, which is done on a biannual basis. Traffic striping will be updated to accommodate new bike lanes where possible in accordance with the Bicycle Master Plan and Complete Streets Policy.

**PROJECT JUSTIFICATION:** The application of slurry seal treatment seals and protects street surfaces and extends the useful life of the existing asphalt pavement.

**PROJECT COST ESTIMATE**

Item	Cost	Funding Source	Total
Construction: FY 2017/18	\$400,000	Gas Tax: FY 2017/18 thru 2020/21	\$1,765,000
Construction: FY 2018/19	465,000		
Construction: FY 2019/20 thru 2020/21	450,000		
<b>TOTAL</b>	<b>\$1,765,000</b>	<b>TOTAL</b>	<b>\$1,765,000</b>

**CIP #:** 17504    **CATEGORY:** Streets    **RECOMMENDATION:** Fund in FY 2017/18 thru 2020/21

**ANNUAL RESURFACING & RECONSTRUCTION OF VARIOUS STREETS**

**PROJECT DESCRIPTION:** This annual project involves the resurfacing and reconstruction of various city streets to assure conformance with city maintenance standards and the Complete Streets Policy. Streets to be resurfaced and reconstructed will be determined based upon conclusions reached as part of Pavement Condition Survey studies. When resurfacing thoroughfares, the asphalt mix will be sound attenuating pavement to attenuate tire noise, slightly increasing the cost of resurfacing. The project will include performing base repairs and crack sealing for the Annual Slurry Seal project. In addition, the replacement of existing traffic loop detectors, installation of traffic signal cameras, and the reconstruction of pavement surface approaches to signalized intersections will be completed. Traffic striping will be updated to accommodate new bike lanes where possible in accordance with the Bicycle Master Plan.

**PROJECT JUSTIFICATION:** This annual project is needed to help keep city streets in a serviceable, smooth riding condition for vehicular traffic, and to maintain the City’s streets at the current Pavement Condition Index. The funding level is identified from the Pavement Management System based on the City’s actual costs of treatments.

**PROJECT COST ESTIMATE**

Item	Cost	Funding Source	Total
Design & Construction: FY 2017/18	\$3,675,000	Gas Tax, Measure BB LSR and Vehicle Registration Funds: FY 2017/18	\$2,175,000
		Streets General Fund: FY 2017/18	1,500,000
Design & Construction: FY 2018/19 thru 2020/21	2,250,000	Gas Tax, Measure BB and Vehicle Registration Funds: FY 2018/19 thru 2020/21	\$2,250,000
<b>TOTAL</b>	<b>\$10,425,000</b>	<b>TOTAL</b>	<b>10,425,000</b>

**CIP #:** 17503    **CATEGORY:** Streets    **RECOMMENDATION:** Fund in FY 2017/18 thru 2020/21

**ANNUAL TRAFFIC BUTTONS AND LINE MARKER INSTALLATION**

**PROJECT DESCRIPTION:** This annual project secures contract services to complete street channelization revisions and/or major replacement of traffic control markings (that is, buttons, thermoplastic, etc.) in accordance with city design standards. The work schedule and priorities will be established annually by the Traffic Engineering and Street Maintenance Program.

**PROJECT JUSTIFICATION:** This annual project will improve safety by improving and maintaining roadway traffic control markings.

**PROJECT COST ESTIMATE**

Item	Cost	Funding Source	
Annual Design & Installation: FY 2017/18 thru 2021/22	\$50,000	Gas Tax: FY 2015/16 thru 2018/19	\$50,000
<b>TOTAL</b>	\$200,000	<b>TOTAL</b>	\$200,000
<b>CIP #:</b> 17507 <b>CATEGORY:</b> Streets <b>RECOMMENDATION:</b> Fund in FY 2017/18 thru 2020/21			

**BI-ANNUAL NEIGHBORHOOD TRAFFIC CALMING DEVICES**

**PROJECT DESCRIPTION:** This project will install traffic calming devices on neighborhood streets. A traffic calming priority list will be prepared by staff to identify high priority locations eligible for funding. Traffic calming devices have been shown to reduce vehicle speeds on local residential streets.

**PROJECT JUSTIFICATION:** The City of Pleasanton Neighborhood Traffic Calming Program is designed to provide consistent, city-wide policies to neighborhood traffic management and to ensure equitable and effective solutions to a variety of traffic concerns expressed by local residents. The program’s intent is to treat similar traffic problems equally, while recognizing the differences in individual resident levels of concern and traffic tolerances. In addition to the Traffic Calming Program, the City has initiated an Expedited Speed Lump program that will be funded through the Traffic Calming Program and is designed to provide quick installation of speed lumps without the extensive and time consuming full Calming Program.

**PROJECT COST ESTIMATE**

Item	Cost	Funding Source	
Annual Traffic Calming Device Installation: FY 2017/18	\$50,000	Measure B (non ped/bike fund): FY 2017/18	\$50,000
Annual Traffic Calming Device Installation: FY 2018/19	50,000	Measure B (non ped/bike fund): FY 2018/19	50,000
<b>TOTAL</b>	<b>\$100,000</b>	<b>TOTAL</b>	<b>\$100,000</b>

**CIP #:** 17555    **CATEGORY:** Streets    **RECOMMENDATION:** Fund in FY 2017/18 thru 2018/19

## BI-ANNUAL TRAFFIC SIGNAL INSTALLATION

**PROJECT DESCRIPTION:** This annual project will install traffic signals at high priority locations identified by the traffic signal priority list.

**PROJECT JUSTIFICATION:** Currently the City has 19 intersections that meet the criteria for traffic signal installation. When properly used, traffic signals are valuable devices for the control of vehicular and pedestrian traffic. They assign the right-of-way to the various traffic movements and profoundly influence traffic flow while reducing the frequency and severity of certain types of crashes, especially right-angle collisions. Top priority traffic signals include: Sunol @ I-680, Bernal @ Nevada, Bernal @ Main Street and Valley @ Northway.

### PROJECT COST ESTIMATE

Item	Cost	Funding Source	
Design FY 2017/18 – Bernal @ Nevada	\$50,000	City Traffic Impact Development Fees: FY 2017/18	\$50,000
Installation FY 2017/18 – Bernal @ Nevada	350,000	City Traffic Impact Development Fees: FY 2018/19	350,000
Design: FY 2018/19 – Valley @ Northway	250,000	City Traffic Impact Development Fees: FY 2019/20	250,000
<b>TOTAL</b>	<b>\$650,000</b>	<b>TOTAL</b>	<b>\$650,000</b>
<b>CIP #: 17532    CATEGORY: Streets    RECOMMENDATION: Fund in FY 2017/18 thru 2019/20</b>			

**BICYCLE AND PEDESTRIAN RELATED IMPROVEMENTS – VARIOUS LOCATIONS**

**PROJECT DESCRIPTION:** This annual project will install bicycle and pedestrian related improvements at various locations identified by the city's Bicycle and Pedestrian Master Plan.

**PROJECT JUSTIFICATION:** The 2017 Bicycle and Pedestrian Master Plan identifies and prioritizes bicycle and pedestrian related improvements along priority corridors, however, there is a provision in the Master Plan to allocate 20% of funding for high priority spot improvements not located within the priority corridor. This annual project will install various high priority improvements identified by the master plan that may not be on the high priority corridor.

When available, city staff will identify and apply for bicycle and pedestrian related grant funding sources or alternate funding sources to supplement local funding (TDA, TFCA, BTA, Safe Routes to School, OTS, Measure B Bike and Ped, etc).

**PROJECT COST ESTIMATE**

Item	Cost	Funding Source	
Design & Construction: FY 2017/18 thru 2020/21	\$200,000	Measure B (Bike/Ped): FY 2017/18 through 2020/21	\$200,000
Design & Construction: FY 2017/18 thru 2020/21	\$200,000	Measure BB (Bike/Ped): FY 2017/18 through 2020/21	\$200,000
<b>TOTAL</b>	<b>\$400,000</b>	<b>TOTAL</b>	<b>\$400,000</b>

**CIP #:** 175xx    **CATEGORY:** Streets    **RECOMMENDATION:** Fund in FY 2017/18 thru 2020/21

**BRIDGE APPROACH ROADWAY REPAIRS AT VARIOUS LOCATIONS  
(Additional Funding)**

**PROJECT DESCRIPTION:** This project will provide funding for repairing the on-going roadway settlement of the bridge approaches. Settlement has occurred Stoneridge Drive at Arroyo Mocho Canal near Santa Rita, and West Las Positas at I-680. The project will repair the curb and gutter, sidewalks, roadway and backfill the settlement around the abutments. The City will be applying for a federal grant for these locations as part of the FY17/18 Bridge Preventative Maintenance Program update. Funding will be applied toward the City’s local match upon award of grant and/or applied toward intermediate repairs while waiting for federal funding.

**PROJECT JUSTIFICATION:** The roadways approaching the bridges that cross the Arroyo Mocho Canal and I-680 continue to settle and crack. Street maintenance staff has provided on-going patching in these locations frequently as a temporary measure.

This project would provide a longer term solution to the roadway settlement and provide a smooth travel roadway for motorists. The project will include grouting to solidify and fill voids beneath the roadway surface, repairing isolated pavement distress, and overlaying the area with a new layer of asphalt concrete.

**PROJECT COST ESTIMATE**

Item	Cost	Funding Source	Total
Construction: FY 2018/19	\$150,000	Gas Tax: FY 2018/19	\$150,000
<b>TOTAL</b>	\$150,000	<b>TOTAL</b>	\$150,000

**CIP #:** 15524      **CATEGORY:** Streets      **RECOMMENDATION:** Fund in FY 2018/19



**ANNUAL SIDEWALK MAINTENANCE - FOOTHILL ROAD ALONG  
STONERIDGE MALL**

**PROJECT DESCRIPTION:** This project provides for replacement of the existing asphalt sidewalk along the east side of Foothill road from Stoneridge Drive to Canyon Way. The project will remove the existing asphalt sidewalk and replace it with a City standard concrete sidewalk and ADA ramps.

**PROJECT JUSTIFICATION:** This project provides for the replacement of the existing asphalt sidewalk that has several potential tripping hazards caused by tree roots.

**PROJECT COST ESTIMATE**

<b>Item</b>	<b>Cost</b>	<b>Funding Source</b>	<b>Total</b>
Sidewalk Maintenance: FY 2017/18	\$400,000	Streets General Fund FY 2017/18	\$400,000
<b>TOTAL</b>	\$400,000	<b>TOTAL</b>	\$400,000

**CIP #:** 17512    **CATEGORY:** Streets    **RECOMMENDATION:** Fund in FY 2017/18

**INTERSECTION IMPROVEMENTS AT VARIOUS LOCATIONS**

**PROJECT DESCRIPTION:** This annual project will provide intersection improvements at various intersections identified by the City's Traffic Impact Fee (TIF) Program or that can significantly improve intersection level of service (LOS) during any single peak hour. The improvements are designed to improve intersection operations and/or safety at critical intersections throughout town.

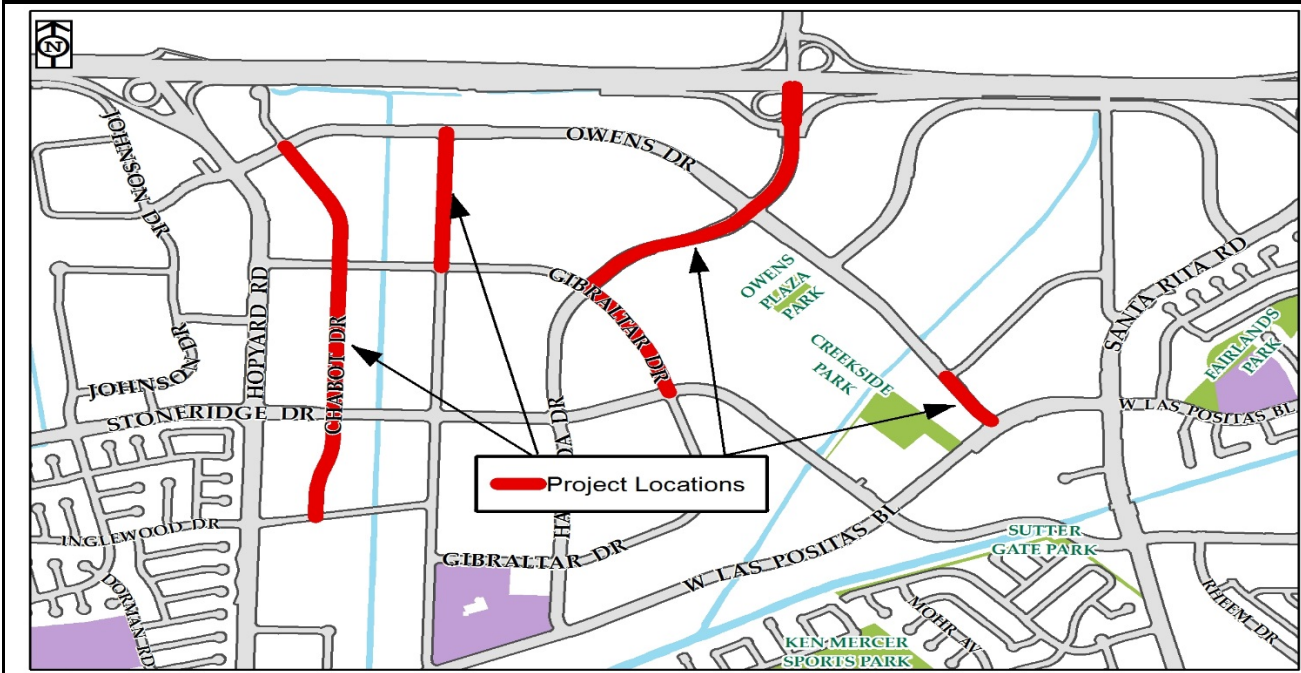
**PROJECT JUSTIFICATION:** Some of the projects in the TIF program can provide immediate congestion relief for relatively low cost and do not require extensive design or construction. There are also intersections not identified by the TIF but where small scale modifications which may significantly improve intersection LOS. Improvements may include (but not limited to) signage and striping modifications, traffic signal modifications, etc. Current project list of immediate improvements include: Stoneridge Mall @ Stoneridge Mall/Workday Way, Sunol @ Valley/Junipero, Hacienda @ I-580 WB

**PROJECT COST ESTIMATE**

Item	Cost	Funding Source	Total
Intersection Design & Construction: FY 2017/18 thru 2020/21	\$100,000	City Traffic Impact Fees: FY 2017/18 thru 2020/21	\$400,000
<b>TOTAL</b>	\$400,000	<b>TOTAL</b>	\$400,000

**CIP #:** 17541    **CATEGORY:** Streets    **RECOMMENDATION:** Fund in FY 2017/18 thru 2020/21

## ONE BAY AREA GRANT CYCLE II – ROADWAY RESURFACING VARIOUS LOCATIONS



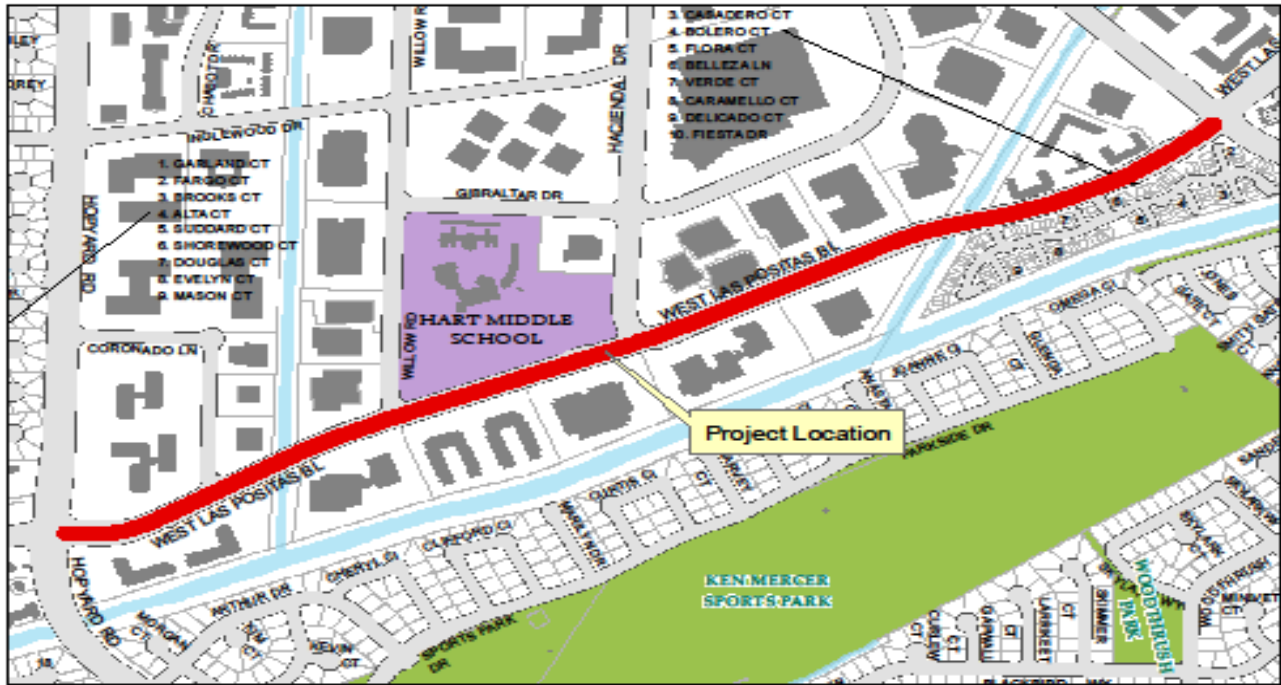
**PROJECT DESCRIPTION:** The project will resurface the existing roadway pavement with a new layer of asphalt concrete on the following five (5) roadway segments: 1) 1387 linear feet of Willow Road from Owens Drive to Gibraltar Drive; 2) 2850 linear feet of Hacienda Drive from I-680 to Gibraltar Drive; 3) 3950 linear feet of Chabot Drive from Owens Drive to Inglewood Drive; 4) 1230 linear feet of Gibraltar Drive from Hacienda Drive to Stoneridge Drive; and 5) 640 linear feet of Owens Drive from Andrews Drive to West Las Positas Boulevard. The scope of work includes: repair/upgrades of curb and gutter and curb ramps to meet ADA standards, isolated base repairs, traffic signal improvements and roadway restriping. Class II bike lanes and bicycle detection equipment will be installed.

**PROJECT JUSTIFICATION:** Roadway pavement is in need of resurfacing to keep the street in serviceable, smooth riding condition for vehicular traffic. The segments were identified in the last Pavement Management Program update as needing resurfacing and determined to be a good candidate for OBAG funding. The City has submitted an application for OBAG Cycle II - Local Streets and Roads funding.

### PROJECT COST ESTIMATE

Item	Cost	Funding Source	
Design & Construction: FY 2019/20	\$720,000	OBAG Cycle II	\$720,000
<b>TOTAL</b>	<b>\$720,000</b>	<b>TOTAL</b>	<b>\$720,000</b>
<b>CIP #:</b> 17508	<b>CATEGORY:</b> Streets	<b>RECOMMENDATION:</b>	Fund in FY 2019/20

**WEST LAS POSITAS BOULEVARD STREET SINKING REPAIR RESERVE  
(ADDITIONAL FUNDING)**



**PROJECT DESCRIPTION:** This project will provide interim repair and design solutions to the on-going roadway settlement on West Las Positas Boulevard from Hopyard Road to Stoneridge Drive. The roadway continues to settle in many isolated areas that will require roadway reconstruction including utility repairs, curb and gutter, sidewalk and road section replacement. This project has a current fund balance of \$250,000 and staff anticipates that additional funding is required to make the ongoing improvements required to address this existing condition.

**PROJECT JUSTIFICATION:** The roadway section on West Las Positas Boulevard adjacent Arroyo Mocho Canal continues to settle and crack. Street maintenance staff has provided on-going patching to this roadway section as a temporary measure. This project would provide similar interim measures on a large scale that the OSC is not able to accomplish.

**PROJECT COST ESTIMATE**

Item	Cost	Funding Source	Total
Design & Construction: FY 2018/19 thru 2020/21	\$300,000	Gas Tax: FY 2017/18 thru 2020/21	\$300,000
<b>TOTAL</b>	<b>\$300,000</b>	<b>TOTAL</b>	<b>\$300,000</b>
<b>CIP #:</b> 11514	<b>CATEGORY:</b> Streets	<b>RECOMMENDATION:</b> Fund in FY 2018/19 thru 2020/21	

**TRAFFIC SIGNAL DETECTION UPGRADE**

**PROJECT DESCRIPTION:** This project will provide an upgrade to the traffic signal detection cameras to allow the traffic signal to detect the presence of bicycles and provide additional time to clear the intersection.

**PROJECT JUSTIFICATION:** The ability to detect bicycles at traffic signals only exists when a bike lane is marked at the intersection. The signal detection upgrade will allow the traffic signal to detect a bicycle even when they are not in a bike lane or a bike lane is not present at the intersection. This ability to detect bicycles will allow the traffic signal the opportunity to provide additional crossing time for bicyclists.

**PROJECT COST ESTIMATE**

Item	Cost	Funding Source	Total
Purchase and Installation of Traffic Signal Cameras	\$150,000	City Traffic Impact Fees	\$150,000
<b>TOTAL</b>	\$150,000	<b>TOTAL</b>	\$150,000

**CIP #:** 18602    **CATEGORY:** Streets    **RECOMMENDATION:** Fund in FY 2017/18

**DESIGN & CONSTRUCT A SECOND WESTBOUND LEFT TURN LANE ON WORKDAY WAY AT THE INTERSECTION OF STONERIDGE MALL ROAD**

**PROJECT DESCRIPTION:** The project will modify above-referenced intersection to improve congestion by adding a second westbound left turn lane from Workday Way to southbound Stoneridge Mall Road.

**PROJECT JUSTIFICATION:** The project will relieve congestion at the intersection.

**PROJECT COST ESTIMATE**

Item	Cost	Funding Source	
Design	\$77,633	Streets General Fund CIP	\$77,633
Construction	222,367	Gas Tax	222,367
<b>TOTAL</b>	<b>\$300,000</b>	<b>TOTAL</b>	<b>\$300,000</b>

**CIP #:** 18601    **CATEGORY:** Streets    **RECOMMENDATION:** Fund in FY 2018/19

**TRI-VALLEY TRANSPORTATION DEVELOPMENT FEE RESERVE**

**PROJECT DESCRIPTION:** This project establishes a reserve fund for various regional projects to help mitigate traffic congestion in the Tri-Valley area. These funds represent a portion of the costs and are the City’s 20% set-aside portion of the Tri-Valley Transportation Development Fees (TVTDF) collected in the City of Pleasanton. The Tri-Valley projects include the following: I-580/I-680 flyover and hook ramps, State Route 84/I-580 corridor improvements from I-580 to I-680, Isabel Route 84/I-680 Interchange, I-680 auxiliary lanes between Bollinger Canyon Road and Diablo Road, West Dublin-Pleasanton BART Station, I-580 HOV lanes from Tassajara Road to Vasco Road, I-680 HOV lanes from State Route 84 to the top of Sunol Grade, I-680/Alcosta Boulevard Interchange Modifications, Crow Canyon Road Safety Improvements, Vasco Road Safety Improvements, and Express Bus Service. In addition to these projects, the TVTC has approved 11 additional projects which includes the El Charro Road extension in Pleasanton.

**PROJECT JUSTIFICATION:** The Tri-Valley Transportation Development Fee was established to help mitigate traffic congestion in the Tri Valley area. This fund will finance the City’s pro-rata share toward the construction and design of various traffic improvement projects.

**PROJECT COST ESTIMATE**

Item	Cost	Funding Source	
Transportation Projects Reserve: FY 2017/18	\$457,674	Tri-Valley Transportation Fees: FY 2017/18	\$457,674
Transportation Projects Reserve: FY 2018/19	80,866	Tri-Valley Transportation Fees: FY 2018/19	80,866
Transportation Projects Reserve: FY 2019/20	217,424	Tri-Valley Transportation Fees: FY 2019/20	217,424
Transportation Projects Reserve: FY 2020/21	275,060	Tri-Valley Transportation Fees: FY 2020/21	275,060
<b>TOTAL</b>	<b>\$1,043,519</b>	<b>TOTAL</b>	<b>\$1,043,519</b>

**CIP #:** 01541    **CATEGORY:** Streets    **RECOMMENDATION:** Fund in FY 2017/18 thru 2020/21

**DOUGHERTY VALLEY MITIGATION REVENUE RESERVE**

**PROJECT DESCRIPTION:** This project establishes a project reserve for fee revenues received from the settlement agreement between the City of Pleasanton, Contra Costa County, and certain developers in the Dougherty Valley (Contra Costa County). Fees will be used to mitigate impacts caused by traffic from the Windemere and Shappell Property (totaling between 8,500 and 11,000 homes). Staff will identify eligible projects once adequate funding is available. The current reserve balance is \$137,474.

**PROJECT JUSTIFICATION:** The City anticipates receiving revenue from development in the Dougherty Valley area for the foreseeable future. This reserve will be used to fund eligible projects. The fees listed below are estimates and subject to change depending on development activity.

**PROJECT COST ESTIMATE**

Item	Cost	Funding Source	
Dougherty Valley Mitigation Reserve: FY 2017/18	\$8,000	Dougherty Valley Developer Fees: FY 2017/18	\$8,000
Annual Dougherty Valley Mitigation Reserve: FY 2018/19	8,000	Dougherty Valley Developer Fees: FY 2018/19	8,000
Annual Dougherty Valley Mitigation Reserve: FY 2019/20	8,000	Dougherty Valley Developer Fees: FY 2019/20	8,000
Annual Dougherty Valley Mitigation Reserve: FY 2020/21	8,000	Dougherty Valley Developer Fees: FY 2020/21	8,000
<b>TOTAL:</b>	<b>\$32,000</b>	<b>TOTAL:</b>	<b>\$32,000</b>
<b>CIP #:</b> 02523	<b>CATEGORY:</b> Streets	<b>RECOMMENDATION:</b>	Fund in FY 2017/18 thru 2018/19



# PARKS

## Project Description Sheets



This page intentionally left blank.

**DOLORES BENGTON AQUATIC CENTER  
LOCKER ROOM RENOVATION**

**PROJECT DESCRIPTION:** This project involves the renovation of the men’s and women’s locker rooms to meet current ADA requirements including improvements to the shower area, locker room, toilet area and sink; improve the drainage system including new concrete flooring and interior wall finishes; new LED lighting system; new skylight and ventilation systems.

**PROJECT JUSTIFICATION:** The locker rooms have been in continuous operation for 20 years and are in need of major renovation; there are poor drainage issues in the lockers area that need to be addressed; the existing shower rooms need upgrading to meet current code requirement; and accessibility upgrades including signs are needed.

**PROJECT COST ESTIMATE**

Item	Cost	Funding Source	
Engineering & Construction: FY 2017/18	\$1,200,000	Repair & Replacement Fund FY 2017/18	\$1,200,000
<b>TOTAL</b>	\$1,200,000	<b>TOTAL</b>	\$1,200,000
<b>CIP #: 17706</b>	<b>CATEGORY: PARKS</b>	<b>RECOMMENDATION:</b>	Fund in FY 2017/18

**SOFTBALL FIELDHOUSE AND SCORE KEEPERS'  
BOOTH RENOVATION**

**PROJECT DESCRIPTION:** Refurbish the exterior of the softball fieldhouse with new doors and windows, new roofing materials, weather proofing and sidings; update the 1<sup>st</sup> floor restrooms to meet current ADA requirements; convert the first aid room on the 1<sup>st</sup> floor to an occupied space; update the office space on the 2<sup>nd</sup> floor including renovation to the kitchen area; update the 2<sup>nd</sup> floor restroom; improve drainage flow away from the perimeter of the building; remove and replace all of the score keepers' booths.

**PROJECT JUSTIFICATION:** The two-story building with wood-sided construction was built in the early 1990s and has been in service for more than twenty years. It has reached the end of its maintainable service life. All areas of the exterior need to be refurbished, including new windows and some of the doors; the score keepers' booths need to be refurbished or completely rebuilt; and the restrooms need to be updated to meet changes in the Americans with Disabilities Act (ADA).

**PROJECT COST ESTIMATE**

Item	Cost	Funding Source	
Engineering and Construction: FY 2017/18	\$709,000	Repair and Replacement Fund	\$709,000
<b>TOTAL</b>	\$709,000	<b>TOTAL</b>	\$709,000

**CIP #:** 17746    **CATEGORY:** PARKS    **RECOMMENDATION:** Fund in FY 2017/18

**CASTLERIDGE TRAIL AND PARKING IMPROVEMENTS  
AND PEDESTRIAN CROSSING**

**PROJECT DESCRIPTION:** This project will involve the design and construction of parking improvements on Old Foothill Road near the Alviso Adobe Community Park, vault bathroom facilities, and a trailhead to serve the East Bay Regional Park District (EBRPD) owned Castleridge property providing a new trail access to Pleasanton Ridge, consistent with the 2016 Memorandum of Understanding (MOU) with the EBRPD. The City’s portion of this project is the provision of a pedestrian crossing light across Foothill Road connecting City trail system to Alviso Adobe Community Park.

**PROJECT JUSTIFICATION:** The 2016 MOU entered into between the City and the District identified the need for an interim trailhead facility to access the EBRPD’s Castleridge property from Pleasanton. The EBRPD has agreed to fund a large portion of the improvements so that Pleasanton residents have access to the ridge. The parking improvements are required to accommodate the users of that trail access.

**PROJECT COST ESTIMATE**

Item	Cost	Funding Source	
Design & Construction: FY 2017/18	\$165,000	Park Dedication fees	\$165,000
Design & Construction: FY 2017/18	250,000	East Bay Regional Park District Grant	250,000
<b>TOTAL</b>	<b>\$415,000</b>	<b>TOTAL</b>	<b>\$415,000</b>

**CIP #:** 17749      **CATEGORY:** Parks      **RECOMMENDATION:** Fund in FY 2017/18

**SENIOR CENTER FACILITY EXPANSION PROJECT  
DESIGN & CONSTRUCTION**

**PROJECT DESCRIPTION:** This project will add approximately 3,500 square feet of space to the Senior Center facility. The addition will be on the north side of the existing building and built on what is mostly currently unused concrete patio space. The addition will be mostly open floor area suitable for exercise space or other gathering purposes. When the area is first constructed, modular furniture will be installed to temporarily house Community Services and Information Technology staff until the Civic Center is renovated or relocated.

**PROJECT JUSTIFICATION:** The Senior Center lacks open floor plan space for medium-size gatherings. The temporary trailer facilities currently used by Community Services and Information Technology staff have reached the end of their useful life. This project will serve Community Services and Information Technology staff in the short term, and the Senior Center programs in the long term.

**PROJECT COST ESTIMATE**

Item	Cost	Funding Source	
Design	\$195,000	Park Dedication fees FY 2017/18	\$195,000
Construction	1,105,000	Park Dedication Fees FY 2018/19	1,105,000
<b>TOTAL</b>	<b>\$1,300,000</b>	<b>TOTAL</b>	<b>\$1,300,000</b>

**CIP #:** 17750    **CATEGORY:** Parks    **RECOMMENDATION:** Fund in FY 2017/18 & 2018/19

**EXPAND DOG PARK PARKING LOT @ CUBBY'S DOG PARK**

**PROJECT DESCRIPTION:** This project will design and construct an extension to the existing parking lot at the Marilyn Murphy Kane Trail/Cubby's Dog Park Parking Lot. The expanded lot will be located on the north side of the existing lot and include fifteen additional parking stalls with one of those stalls being an ADA accessible stall.

**PROJECT JUSTIFICATION:** The popularity of the new dog park has warranted the need for additional parking stalls at the trailhead and dog park parking lot.

**PROJECT COST ESTIMATE**

Item	Cost	Funding Source	
Design & Construction: FY 2017/18	\$200,000	Grant	\$200,000
<b>TOTAL</b>	\$200,000	<b>TOTAL</b>	\$200,000

**CIP #:** 17751      **CATEGORY:** Parks      **RECOMMENDATION:** Fund in FY 2017/18

**AMADOR THEATER FACILITY ASSESSMENT**

**PROJECT DESCRIPTION:** Modifications to the Amador Theater are necessary to improve and enhance the arts programming in the community. This project will assess the condition of the existing facility including the structural integrity, plumbing systems, HVAC systems, ADA compliance, roofing, etc. This information will then be used to determine what modifications are feasible. Cost estimates will be prepared for any proposed modifications. The final report will be used to develop and budget for the proposed work.

**PROJECT JUSTIFICATION:** The Amador Theater is aging. There are indications that settlement has occurred or is occurring. There are also other current code compliance issues that need to be addressed in this public gathering space. This project will assess the condition of the facility and determine what can be done and at what cost.

**PROJECT COST ESTIMATE**

Item	Cost	Funding Source	
Assessment Study	\$60,000	Park Dedication Fee: FY 2017/18	\$60,000
<b>TOTAL</b>	\$60,000	<b>TOTAL</b>	\$60,000
<b>CIP #:</b> 17714		<b>CATEGORY:</b> Parks	<b>RECOMMENDATION:</b> Fund in FY 2017/18



**CENTURY HOUSE FACILITY ASSESSMENT & MASTER PLAN**

**PROJECT DESCRIPTION:** This project will master plan the Century House to determine its potential functionality and whether its renovation is feasible.

**PROJECT JUSTIFICATION:** The Century House is currently unused. This project will engage the community to determine potential uses for the Century House and evaluate whether those uses can be accommodated through renovation, and at what cost.

**PROJECT COST ESTIMATE**

Item	Cost	Funding Source	
Master Plan	\$100,000	Park Dedication Fee FY 2017/18	\$100,000
<b>TOTAL</b>	\$100,000	<b>TOTAL</b>	\$100,000
<b>CIP #:</b> 17753 <b>CATEGORY:</b> Parks <b>RECOMMENDATION:</b> Fund in FY 2017/18			

**REPLACE CONCESSION STAND #2 AT KEN MERCER SPORTS PARK**

**PROJECT DESCRIPTION:** This project would replace Concession Stand #2 at Ken Mercer Sports Park.

**PROJECT JUSTIFICATION:** This 1992 wood-sided building requires replacement to meet health department codes to permit the sale of food and beverages by Pleasanton's youth sports groups. The replacement building would be similar to the modular Concession Stand #3 that was replaced in 2012.

**PROJECT COST ESTIMATE**

Item	Cost	Funding Source	Total
Design & Construction: FY 2017/18	\$291,000	Park Dedication Fees: FY 2017/18	\$291,000
Design & Construction: FY 2017/18	59,000	Public Facilities Fee	59,000
<b>TOTAL</b>	<b>\$350,000</b>	<b>TOTAL</b>	<b>\$350,000</b>

**CIP #:** 17747    **CATEGORY:** Parks    **RECOMMENDATION:** Fund in FY 2017/18

**ALVISO ADOBE STRATEGIC PLAN IMPLEMENTATION**

**PROJECT DESCRIPTION:** This project will design and construct capital improvements which include additional storage, classroom, office space and a commercial kitchen that are needed to improve the park's functionality. This initiative includes the adoption of the Alviso Adobe Strategic Implementation Plan and its subsequent implementation.

**PROJECT JUSTIFICATION:** The Alviso Adobe Community Park Strategic Plan has identified the need to implement improvements to increase the park's functionality, improve programming, and pay homage to the historical legacy of the park.

**PROJECT COST ESTIMATE**

Item	Cost	Funding Source	
Design & Construction: FY 2018/19	\$350,000	Park Dedication Fees: FY 2018/19	\$350,000
<b>TOTAL</b>	<b>\$350,000</b>	<b>TOTAL</b>	<b>\$350,000</b>
<b>CIP #: 18725</b>		<b>CATEGORY: Parks</b>	<b>RECOMMENDATION: Fund in FY 2018/19</b>

**ROTARY PARK – PHASE II LAND ACQUISITION RESERVE**

**PROJECT DESCRIPTION:** This reserve is intended to fund land acquisition to facilitate subsequent phases of Rotary Park.

**PROJECT JUSTIFICATION:** Construction on Phase 1 portion of Rotary Park was completed in 2015. This reserve will fund land acquisition necessary to complete subsequent phases of the park.

**PROJECT COST ESTIMATE**

Item	Cost	Funding Source	
Reserve FY 2017/18	\$750,000	Park Dedication fees	\$750,000
<b>TOTAL</b>	\$750,000	<b>TOTAL</b>	\$750,000

**CIP #:** 17753    **CATEGORY:** Parks    **RECOMMENDATION:** Fund in FY 2017/18

**PIONEER CEMETERY MASTER PLAN IMPLEMENTATION RESERVE**

**PROJECT DESCRIPTION:** Implementation of the Pioneer Cemetery Master Plan including design and construction of a storage area for equipment, entry improvements, south hill improvements, drive aisle repaving, new planting and irrigation, and cemetery maintenance.

**PROJECT JUSTIFICATION:** The 2014 Pioneer Cemetery Master Plan identified specific goals and improvements for the Pioneer Cemetery. This project carries out the design and construction of the improvements.

**PROJECT COST ESTIMATE**

Item	Cost	Funding Source	
Design & Construction: FY 2017/18	\$500,000	Park Dedication Fee	\$500,000
<b>TOTAL</b>	\$500,000	<b>TOTAL</b>	\$500,000
<b>CIP #: 16446    CATEGORY: Parks/Misc    RECOMMENDATION: Fund in FY 2017/18</b>			

This page intentionally left blank.

# MISCELLANEOUS

## Project Description Sheets



This page intentionally left blank.



**DESIGN AND CONSTRUCT NEW FIRE STATION #3**

**PROJECT DESCRIPTION:** This project involves construction of a new station, fully compliant with modern codes and fire service needs on the existing Station #3 site. The building assessment determined that the total cost to remove the existing building and construct a new facility is approximately \$4.0 million. This cost includes housing the fire personnel in temporary facilities during construction, envisioned to be located in the northernmost section of the Valley Community Hospital parking lot.

**PROJECT JUSTIFICATION:** An assessment of Fire Stations #2 and #3 was recently completed to determine the structural integrity, the condition of the building systems (plumbing, electrical, HVAC, etc.) and each of the building's ability to adequately house all functions of the present day fire department. The purpose of the assessment was to determine if the buildings could be remodeled to serve into the future, or need to be replaced. Fire Station #3 was determined to be at the end of its useful life and cannot be cost effectively remodeled for future use.

**PROJECT COST ESTIMATE**

<b>Item</b>	<b>Cost</b>	<b>Funding Source</b>	<b>Total</b>
Design & Construction: FY 2017/18	\$4,035,000	Public Facility Fees: FY 2017/18	\$2,241,421
		Developer Contributions	1,793,579
<b>TOTAL</b>	\$4,035,000	<b>TOTAL</b>	\$4,035,000
<b>CIP #:</b> 17423	<b>CATEGORY:</b> Misc	<b>RECOMMENDATION:</b>	Fund in FY 2017/18

**REMOVE CITY HALL MODULAR BUILDINGS**

**PROJECT DESCRIPTION:** This project will remove the two existing modular buildings which house the Community Services and IT Departments from the current Civic Center site.

**PROJECT JUSTIFICATION:** The two structures are in poor repair, have outlived their expected use by many years, and provide substandard office spaces for City functions. In addition, the structures are not attractive to other users of the downtown, particularly at the southern entrance to Main Street and the downtown.

**PROJECT COST ESTIMATE**

Item	Cost	Funding Source	Total
Design & Construction: FY 2019/20	\$170,000	Public Facility Fees: FY 2019/20	\$170,000
<b>TOTAL</b>	\$170,000	<b>TOTAL</b>	\$170,000

**CIP #:** 19xxx    **CATEGORY:** Misc    **RECOMMENDATION:** Fund in FY 2019/20

## ANNUAL SOUNDWALL REPAIR AND REPLACEMENT

**PROJECT DESCRIPTION:** This annual project will provide for the repair and replacement of existing damaged or failing soundwalls that are City owned. Work would either be performed by the City or contracted services. This was previously a bi-annual project but has been modified to “Annual” to address this City Council Priority.

**PROJECT JUSTIFICATION:** There is an ongoing need to have available funding to perform repairs or replacement of damaged or failing soundwalls to keep them in a safe operating condition. Existing soundwalls are a mixture of concrete, masonry, and wood panel and some are reaching the end of their life expectancy. Soundwalls are being impacted by age, moving soils, failing foundations, trees and traffic accidents.

### PROJECT COST ESTIMATE

Item	Cost	Funding Source	Total
Annual Construction or Contracted Services: FY 2017/18 thru FY 2020/21	\$200,000	Public Facility Fee and CIP General Fund: Annual Allocation FY 2017/18 thru FY 2020/21	\$200,000
<b>TOTAL</b>	<b>\$800,000</b>	<b>TOTAL</b>	<b>\$800,000</b>
<b>CIP #:</b> 17416 <b>CATEGORY:</b> Misc. <b>RECOMMENDATION:</b> Fund in FY 2017/18 thru 2020/21			

**DESIGN EOC AT FIRE TRAINING FACILITY**

**PROJECT DESCRIPTION:** This project involves the construction of a new Emergency Operations Center (EOC) which would be built to “essential services” building codes and meet modern requirements with respect to technology and communications abilities. It is proposed to be located at the Operations Service Center. After the design phase, staff will prepare the Council agenda staff report to appropriate the construction cost of \$2.0 million during FY 2020.

**PROJECT JUSTIFICATION:** The existing City EOC, located within the Police Department, is antiquated. EOC operations and Police operations can exist together, but ideally the Emergency Operations Center would be located where EOC staff can manage the emergency command operation, while the police can focus on their responder duties. In addition the EOC, while not in use during an active emergency situation, would be able to serve as a classroom for fire and police personnel due to its proximity to the other fire and police training functions that occur at the Operations Services Center yard. For this reason it is envisioned that a new EOC be constructed at the Operations Services Center yard.

**PROJECT COST ESTIMATE**

Item	Cost	Funding Source	Total
Design: FY 2018/19	\$400,000	Public Facility Fees: FY 2018/19	\$400,000
<b>TOTAL</b>	\$400,000	<b>TOTAL</b>	\$400,000
<b>CIP #:</b> 18423 <b>CATEGORY:</b>	Misc	<b>RECOMMENDATION:</b>	Fund in FY 2018/19

**DESIGN FIRE STATION #2 IMPROVEMENTS**

**PROJECT DESCRIPTION:** This project will construct improvements at Fire Station Two to accommodate the functions of the current day fire department and revitalize the livability of the facility. These improvements can be accomplished through an extensive remodel. The building assessment determined that total cost to remodel the existing facility is approximately \$2.0 million. After the design phase, staff will prepare the Council agenda staff report to appropriate the construction cost of \$1.55 million during FY 2021.

**PROJECT JUSTIFICATION:** An assessment of Fire Station Two and Three was recently completed. The assessment analyzed each building to determine structural integrity, the condition of the building systems (plumbing, electrical, HVAC, etc.) and each building’s ability to adequately house all functions of the present day fire department. The ultimate goal of the assessment was to determine if the buildings can be remodeled to serve into the future, or need to be replaced. Fire Station Two was built in 1984, is solid structurally, and has mostly sound building systems, although it does need improvements to accommodate the functions of the current day fire department and revitalize the livability of the facility.

**PROJECT COST ESTIMATE**

Item	Cost	Funding Source	Total
Design: FY 2018/19	\$470,000	Public Facility Fees: FY 2018/19	\$470,000
<b>TOTAL</b>	\$470,000	<b>TOTAL</b>	\$470,000
<b>CIP #:</b> 18424 <b>CATEGORY:</b> Misc	<b>RECOMMENDATION:</b> Fund in FY 2018/19		

**DESIGN UNDERGROUNDING OF BERNAL AVENUE DITCH**

**PROJECT DESCRIPTION:** This project will design the piping system to convey the stormwater in place of the open ditches that are currently located adjacent to and across the Bernal property. It is likely this project would be phased, first culverting the ditch along Bernal Avenue then the ditch across the Bernal property. Culverting the ditch that runs south across the Bernal property will require coordination with potential future plans for that property (e.g., potentially the site for a new Civic Center and Library). Construction will be scheduled at a later date.

**PROJECT JUSTIFICATION:** The ditch along the south side of Bernal Avenue between the Alameda County Fairgrounds and Bernal Park conveys stormwater that leaves the fairgrounds. The water in the ditch runs east toward Pleasanton Avenue. Installation of piping will allow no further erosion of the sides of the ditch along Bernal, which at this time is beginning to encroach into and undermine the bike/pedestrian path that runs alongside the ditch.

**PROJECT COST ESTIMATE**

Item	Cost	Funding Source	Total
Design: FY 2019/20	\$175,000	Misc. General Fund: FY 2019/20	\$175,000
Design: FY 2020/21	175,000	Misc. General Fund: FY 2020/21	175,000
<b>TOTAL</b>	<b>\$350,000</b>	<b>TOTAL</b>	<b>\$350,000</b>

**CIP #:** 194xx    **CATEGORY:** Misc    **RECOMMENDATION:** Fund in FY 2019/20 & 2020/21

**EXPAND PARKING ON DOWNTOWN TRANSPORTATION CORRIDOR**

**PROJECT DESCRIPTION:** This project will design and construct a public parking lot on the transportation corridor between Bernal Avenue and Abbie Street. The project will replace an existing stabilized gravel parking lot that has a one-way drive isle and diagonal parking. The new parking lot will be similar to the Firehouse Arts Center parking lot with a two-way drive isle, ninety-degree parking on each side, walk path and landscaping. The project will require a 5-to-6-foot retaining wall be built along the west edge of the railroad corridor, drainage improvements, stormwater treatment facilities, curb, gutter, new asphalt and striping.

**PROJECT JUSTIFICATION:** This project was identified as a high priority in the Downtown Parking Strategy and Implementation Plan. It will provide up to 70 to 80 additional parking spots in the downtown area.

**PROJECT COST ESTIMATE**

Item	Cost	Funding Source	Total
Design: FY 2017/18	\$200,000	General Fund CIP: FY 2017/18	\$200,000
Construction: FY 2018/19	2,000,000	General Fund CIP: FY 2018/19	2,000,000
<b>TOTAL</b>	<b>\$2,200,000</b>	<b>TOTAL</b>	<b>\$2,200,000</b>

**CIP #:** 17448      **CATEGORY:** Misc      **RECOMMENDATION:** Fund in FY 2017/18 & 2018/19

**BI-ANNUAL FENCE INSTALLATION AND REPAIR**

**PROJECT DESCRIPTION:** This project involves the repair or replacement of fencing along various City owned property. Fencing needs will be scheduled by staff on a yearly basis or on an as-needed basis.

**PROJECT JUSTIFICATION:** The project will provide funding for repair or replacement of existing fencing or new fencing to secure City facilities and property and protect the public from related hazards.

**PROJECT COST ESTIMATE**

Item	Cost	Funding Source	Total
Fence Replacement/Repair: FY 2017/18	\$50,000	Public Facility Fees and CIP General Fund: FY 2017/18	\$50,000
Fence Replacement/Repair: FY 2019/20	50,000	Public Facility Fees and CIP General Fund: FY 2019/20	50,000
<b>TOTAL</b>	<b>\$100,000</b>	<b>TOTAL</b>	<b>\$100,000</b>

**CIP #:** 17429      **CATEGORY:** Misc.      **RECOMMENDATION:** Fund in FY 2017/18 & 2019/20



**BI-ANNUAL STORM REPAIRS AND IMPROVEMENTS**

**PROJECT DESCRIPTION:** This project will provide erosion control and other storm protection measures for City owned property. The project includes the repair, replacement or installation of new storm facilities to protect property from damages associated with storm activity, improve storm water quality, and reduce work required to safely remove accumulated debris and silt. Work would either be performed by City staff or through contracted services.

**PROJECT JUSTIFICATION:** There is an ongoing need to perform repairs or remedial measures to prevent or limit storm damage and improve storm water quality. Recent elevated rain runoff flows have significantly impacted the storm water system infrastructure.

**PROJECT COST ESTIMATE**

Item	Cost	Funding Source	Total
Design and Construction Services: FY 2017/18	\$500,000	Storm Drain Fund: FY 2017/18	\$500,000
Design and Construction Services: FY 2019/20	\$250,000	Storm Drain Fund: FY 2019/20	\$250,000
<b>TOTAL</b>	<b>\$750,000</b>	<b>TOTAL</b>	<b>\$750,000</b>
<b>CIP #:</b> 17415 <b>CATEGORY:</b> Misc. <b>RECOMMENDATION:</b> Fund in FY 2017/18 & 2019/20			

**LED LIGHTING CONVERSION DOWNTOWN**

**PROJECT DESCRIPTION:** This project, which follows the successful conversion of street lighting throughout the City to LED, will replace existing halogen lights in decorative street lights, City parking lots and park pathway lights in the downtown area with LED lights. The modification required, which may include new lighting fixtures or bulb replacement, will be determined during the design phase of the project. Following the design, staff will determine overall project cost and identify funding options for City Council consideration.

**PROJECT JUSTIFICATION:** The project is Phase II of the LED Street Light Conversion Project that was completed in 2014. The project is needed to meet a Climate Action Plan goal, to reduce greenhouse gas emissions and reduce overall energy costs for the City.

**PROJECT COST ESTIMATE**

Item	Cost	Funding Source	Total
Design: FY 2018/19	\$750,000	CIP General Fund: FY 2018/19	\$750,000
<b>TOTAL</b>	\$750,000	<b>TOTAL</b>	\$750,000

**CIP #:** 15436      **CATEGORY:** Misc.      **RECOMMENDATION:** Fund in FY 2018/19

**CITY PARKING LOTS - RESURFACING**

**PROJECT DESCRIPTION:** This project will design and construct a public parking lot on the transportation corridor between Bernal Avenue and Abbie Street. The project will replace an existing stabilized gravel parking lot that has a one-way drive isle and diagonal parking. The new parking lot will be similar to the Firehouse Arts Center parking lot with a two-way drive isle, ninety degree parking on each side, a walking path, and landscaping. The project will require a 5-to-6-foot retaining wall be built along the west edge of the railroad corridor, drainage improvements, stormwater treatment facilities, curb, gutter, new asphalt and striping.

**PROJECT JUSTIFICATION:** This project was identified as a high priority in the downtown parking master plan. It will provide additional 70 to 80 parking spots to the downtown area.

**PROJECT COST ESTIMATE**

Item	Cost	Funding Source	Total
Design & Construction: FY 2017-18	\$200,000	CIP General Fund: FY 2017-18 through 2019- 20	\$500,000
Design & Construction: FY 2018-19	100,000		
Design & Construction: FY 2019-20	200,000		
<b>TOTAL</b>	<b>\$500,000</b>	<b>TOTAL</b>	<b>\$500,000</b>

**CIP #:** 17434      **CATEGORY:** Misc      **RECOMMENDATION:** Fund in FY 2017/18 thru 2019/20

**ANNUAL TRASH CAPTURE DEVICES**

**PROJECT DESCRIPTION:** This project involves the installation of mechanical or hydraulic devices for the capture and removal of trash pollutants from the storm drain system before they reach receiving waters.

**PROJECT JUSTIFICATION:** Installation of these devices is an NPDES Regulatory requirement to meet minimum trash capture goals in the storm drain system. A trash capture device would be used at a high volume flow point in the storm drain collection system to prevent trash from reaching receiving waters. The stated goal for the SWRCB is 100% trash capture.

**PROJECT COST ESTIMATE**

<b>Item</b>	<b>Cost</b>	<b>Funding Source</b>	<b>Total</b>
Trash Capture Device: FY 2017/18	\$300,000	General Fund CIP: FY 2017/18	\$300,000
Trash Capture Device: FY 2018/19	300,000	General Fund CIP: FY 2018/19	300,000
Trash Capture Device: FY 2019/20	300,000	General Fund CIP: FY 2019/20	300,000
Trash Capture Device: FY 2020/21	300,000	General Fund CIP: FY 2020/21	300,000
<b>TOTAL</b>	<b>\$1,200,000</b>	<b>TOTAL</b>	<b>\$1,200,000</b>

**CIP #:** 17443    **CATEGORY:** Misc    **RECOMMENDATION:** Fund in FY 2017/18 thru 2020/21

**YOLANDA COURT OUTFALL STRUCTURE REPAIR**

**PROJECT DESCRIPTION:** This project will provide the design and construction to repair the damaged outfall structure and piping near Yolanda Court in Shadow Cliffs Regional Recreation Area. The storm drain outfall is from the storm drain system in Foxbrough Estates and several developments within the Vineyard Corridor. The project may also require significant environmental restoration.

**PROJECT JUSTIFICATION:** The existing 36-inch storm drain outlet structure and 70 feet of pipe failed during the 2017 winter storms. Seventy feet of the existing pipe is missing and a 20-foot deep channel has developed.

**PROJECT COST ESTIMATE**

Item	Cost	Funding Source	Total
Design and Construction Services: FY 2017/18	\$250,000	General Fund CIP: FY 2017/18	\$250,000
		Possible FEMA Reimbursement	
<b>TOTAL</b>	\$250,000	<b>TOTAL</b>	\$250,000

**CIP #:** 17434      **CATEGORY:** Misc.      **RECOMMENDATION:** Fund in FY 2017/18

## Kottinger Gardens Phase II

**PROJECT DESCRIPTION:** Kottinger Gardens Phase II will replace the existing Pleasanton Gardens facility with 50 new affordable homes for seniors across Kottinger Drive from the Kottinger Gardens Phase I project.

**PROJECT JUSTIFICATION:** Kottinger Gardens Phase II financing plan relies heavily on the sale of tax credits. Due to the uncertainty in the tax credit market revolving around potential federal tax reform proposals, the project faces a significant financing shortfall.

### PROJECT COST ESTIMATE

Item	Cost	Funding Source	Total
Kottinger Gardens Phase II: FY 2019/20	\$4,600,000	Alameda County General Obligation Housing Bond	\$4,600,000
<b>TOTAL</b>	<b>\$4,600,000</b>	<b>TOTAL</b>	<b>\$4,600,000</b>

**CIP #:** 19xxx    **CATEGORY:** Housing    **RECOMMENDATION:** Fund in FY 2019/20

**Sunflower Hill Project Reserve**

**PROJECT DESCRIPTION:** The Sunflower Hill project is a residential development containing up to 30 affordable living units and related facilities for adults with disabilities. The project will be located on 1.6 acres within the approved Irby Ranch project on Stanley Boulevard. The Sunflower Hill portion of the project will be developed in partnership with Satellite Affordable Housing Associates (SAHA).

**PROJECT JUSTIFICATION:** The City has committed \$2.25 in lower income housing funds to help finance the project. Support of this project and the Sunflower Hill organization is a City Council priority.

**PROJECT COST ESTIMATE**

Item	Cost	Funding Source	Total
Sunflower Hill Project Reserve II: FY 2017/18	\$2,250,000	Low Income Housing Fund	\$2,250,000
<b>TOTAL</b>	\$2,250,000	<b>TOTAL</b>	\$2,250,000
<b>CIP #:</b> 17xxx	<b>CATEGORY:</b> Housing	<b>RECOMMENDATION:</b>	Fund in FY 2017/18

This page intentionally left blank.



# WATER

## Project Description Sheets



This page intentionally left blank.

**ANNUAL REPLACEMENT OF POLYBUTYLENE SERVICE LATERALS**

**PROJECT DESCRIPTION:** This annual project will continue services of a private contractor to replace inferior polybutylene service laterals for selected commercial, residential (including multi-family) and irrigation water sites with improved water line materials.

**PROJECT JUSTIFICATION:** This annual project will replace inferior water lines with new lines that meet industry standards. This project will decrease the number of emergency repairs needed on the water system and the amount of personnel costs needed to replace older services that break (or leak) on an unscheduled basis as a direct result of using the inferior polybutylene material. This project is performed in preparation for the annual streets resurfacing program.

**PROJECT COST ESTIMATE**

<b>Item</b>	<b>Cost</b>	<b>Funding Source</b>	<b>Total</b>
Polybutylene Service Laterals: FY 2017/18	\$175,000	Water Replacement and Improvement Fund: FY 2017/18	\$175,000
Polybutylene Service Laterals: FY 2018/19	175,000	Water Replacement and Improvement Fund: FY 2018/19	175,000
Polybutylene Service Laterals: FY 2019/20	175,000	Water Replacement and Improvement Fund: FY 2019/20	175,000
Polybutylene Service Laterals: FY 2020/21	175,000	Water Replacement and Improvement Fund: FY 2020/21	175,000
<b>TOTAL</b>	<b>\$700,000</b>	<b>TOTAL</b>	<b>\$700,000</b>

**CIP #:** 17113    **CATEGORY:** Water    **RECOMMENDATION:** Fund in FY 2017/18 thru 2020/21

**ANNUAL REPLACEMENT OF WATER METERS**

**PROJECT DESCRIPTION:** This project includes purchasing and replacing the City’s older, less accurate water meters and meter box lids which serve residential, commercial, and irrigation customers with improved, more accurate meters which can be read in an efficient manner compatible with Advanced Metering Infrastructure.

**PROJECT JUSTIFICATION:** This annual project will target the remaining meters not initially converted in the AMI Project due to sufficient remaining service life on the meters. As the older residual meters are replaced, the funding demand in future years will drop off significantly.

**PROJECT COST ESTIMATE**

<b>Item</b>	<b>Cost</b>	<b>Funding Source</b>	<b>Total</b>
Annual Water Meter Procurement and Replacement: FY 2017/18	\$500,000	Water Replacement and Improvement Fund: FY 2017/18	\$500,000
Annual Water Meter Procurement and Replacement: FY 2018/19	25,000	Water Replacement and Improvement Fund: FY 2018/19	25,000
Annual Water Meter Procurement and Replacement: FY 2019/20	25,000	Water Replacement and Improvement Fund: FY 2019/20	25,000
Annual Water Meter Procurement and Replacement: FY 2020/21	25,000	Water Replacement and Improvement Fund: FY 2020/21	25,000
<b>TOTAL</b>	<b>\$575,000</b>	<b>TOTAL</b>	<b>\$575,000</b>

**CIP #:** 17119      **CATEGORY:** Water      **RECOMMENDATION:** Fund in FY 2017/18 thru 20/21

**ANNUAL WATER MAIN REPLACEMENTS**

**PROJECT DESCRIPTION:** This annual project includes replacing and/or installing water mains, valves, services and other needed appurtenances for FY 2017/18 through 2020/21. Locations will be determined from a priority list managed by the Operations Services Department.

**PROJECT JUSTIFICATION:** This project will reduce maintenance costs, improve the operational system, increase fire flows in various areas of the community, and provide greater emergency control during earthquakes or other major operational situations.

**PROJECT COST ESTIMATE**

<b>Item</b>	<b>Cost</b>	<b>Funding Source</b>	<b>Total</b>
Annual Engineering and Construction: FY 2017/18	\$920,000	Water Replacement and Improvement Fund: FY 2017/18	\$920,000
Annual Engineering and Construction: FY 2018/19	945,000	Water Replacement and Improvement Fund: FY 2018/19	945,000
Annual Engineering and Construction: FY 2019/20	1,085,000	Water Replacement and Improvement Fund: FY 2019/20	1,085,000
Annual Engineering and Construction: FY 2020/21	1,195,000	Water Replacement and Improvement Fund: FY 2020/21	1,195,000
<b>TOTAL</b>	<b>\$4,145,000</b>	<b>TOTAL</b>	<b>\$4,145,000</b>

**CIP #:** 17128    **CATEGORY:** Water    **RECOMMENDATION:** Fund in FY 2017/18 thru 20/21

**ANNUAL WATER PUMP AND MOTOR REPAIRS**

**PROJECT DESCRIPTION:** This project involves the ongoing repair and/or replacement of aging pumps and motors at water facilities.

**PROJECT JUSTIFICATION:** This project is designed to ensure efficiency, safety, and operational reliability of water pump facilities.

**PROJECT COST ESTIMATE**

Item	Cost	Funding Source	Total
Annual Water Pump and Motor Repairs: FY 2017/18	\$110,000	Annual Water Replacement and Improvement Fund: FY 2017/18	\$110,000
Annual Water Pump and Motor Repairs: FY 2018/19	110,000	Annual Water Replacement and Improvement Fund: FY 2018/19	110,000
Annual Water Pump and Motor Repairs: FY 2019/20	115,000	Annual Water Replacement and Improvement Fund: FY 2019/20	115,000
Annual Water Pump and Motor Repairs: FY 2020/21	115,000	Annual Water Replacement and Improvement Fund: FY 2020/21	115,000
<b>TOTAL</b>	<b>\$450,000</b>	<b>TOTAL</b>	<b>\$450,000</b>

**CIP #:** 17140    **CATEGORY:** Water    **RECOMMENDATION:** Fund in FY 2017/18 thru 20/21

**BI-ANNUAL CONTROL VALVE IMPROVEMENTS**

**PROJECT DESCRIPTION:** This project includes repairs, replacements and/or upgrades of water control valves at strategic locations to allow the shut-down of portions of the water distribution system without disruption to customers and to ensure maximum delivered water quality. Project locations and priorities are established on a yearly basis by the Operations Services Department.

**PROJECT JUSTIFICATION:** This project will provide better operational control and less disruption to customers when there are emergencies or repairs to be made which require isolating sections of the City’s water system or improving flow in the distribution system to maintain water quality.

**PROJECT COST ESTIMATE**

Item	Cost	Funding Source	Total
Purchase and Install Control Valves: FY 2018/19	\$165,000	Water Replacement and Improvement Fund: FY 2018/19	\$165,000
Purchase and Install Control Valves: FY 2020/21	165,000	Water Replacement and Improvement Fund: FY 2020/21	165,000
<b>TOTAL</b>	<b>\$330,000</b>	<b>TOTAL</b>	<b>\$330,000</b>

**CIP #:** 18111    **CATEGORY:** Water    **RECOMMENDATION:** Fund in FY 2018/19 & 20/21

**BI-ANNUAL PRESSURE REDUCING STATION IMPROVEMENTS**

**PROJECT DESCRIPTION:** This project involves the repair/replacement of pressure reducing valves and associated piping and structures throughout the water distribution system. System valves are reaching their useful life and are in need of replacement or upgrade. Project locations and priorities are established on a yearly basis by the Operations Services Department. Work will be performed by City staff or contracted services.

**PROJECT JUSTIFICATION:** This project will replace aging equipment and provide better operational control, water quality and less disruption to customers. It will reduce maintenance and emergency repairs costs while increasing the dependability of the water distribution system.

**PROJECT COST ESTIMATE**

Item	Cost	Funding Source	Total
Pressure Reducing Station Rehabilitation: FY 2017/18	\$150,000	Water Replacement and Improvement Fund: FY 2017/18	\$150,000
Pressure Reducing Station Rehabilitation: FY 2019/20	150,000	Water Replacement and Improvement Fund: FY 2019/20	150,000
<b>TOTAL</b>	<b>\$300,000</b>	<b>TOTAL</b>	<b>\$300,000</b>
<b>CIP #: 17122    CATEGORY: Water    RECOMMENDATION: Fund in FY 2017/18 &amp; 19/20</b>			



**BI-ANNUAL WATER ELECTRICAL PANEL IMPROVEMENTS**

**PROJECT DESCRIPTION:** This project includes repairs, replacements and/or upgrades of electrical panels and related components at water system pump facilities, well sites, and booster stations.

**PROJECT JUSTIFICATION:** This project is designed to ensure efficiency, safety and operational reliability of electrical control panels providing a continuous flow of water to the public for consumption and fire fighting purposes.

**PROJECT COST ESTIMATE**

Item	Cost	Funding Source	Total
Water Electrical Panel Improvements: FY 2018/19	\$55,000	Water Replacement and Improvement Fund: FY 2018/19	\$55,000
Water Electrical Panel Improvements: FY 2020/21	55,000	Water Replacement and Improvement Fund: FY 2020/21	55,000
<b>TOTAL</b>	<b>\$110,000</b>	<b>TOTAL</b>	<b>\$110,000</b>
<b>CIP #: 18110    CATEGORY: Water    RECOMMENDATION: Fund in FY 2018/19 &amp; 20/21</b>			

**BI-ANNUAL WATER EMERGENCY GENERATOR IMPROVEMENTS**

**PROJECT DESCRIPTION:** This project involves the repairing/upgrading of emergency generators to insure emergency power is available when needed to keep the water system operational.

**PROJECT JUSTIFICATION:** This project is designed to ensure efficiency, safety and operational reliability and compliance with State regulations involving water emergency generators.

**PROJECT COST ESTIMATE**

Item	Cost	Funding Source	Total
Pump Modifications and/or Replacement: FY 2018/19	\$55,000	Water Expansion Fund: FY 2018/19	\$55,000
Pump Modifications and/or Replacement: FY 2020/21	55,000	Water Expansion Fund: FY 2020/21	55,000
<b>TOTAL</b>	<b>\$110,000</b>	<b>TOTAL</b>	<b>\$110,000</b>
<b>CIP #: 18122    CATEGORY: Water    RECOMMENDATION: Fund in FY 2018/19 &amp; 20/21</b>			

**BI-ANNUAL WATER QUALITY IMPROVEMENTS**

**PROJECT DESCRIPTION:** The purpose of this project is to improve water quality by installing appurtenances in the City’s water system network which improve circulation and reduce disinfection byproducts.

**PROJECT JUSTIFICATION:** The Water Master Plan and field observations together identified a number of dead zone areas with minimal water circulation in the City’s water distribution system. These water quality problems can be resolved by installing valves and other devices to increase water circulation in the distribution system and by mitigation projects at water storage facilities to reduce disinfection byproducts.

**PROJECT COST ESTIMATE**

<b>Item</b>	<b>Cost</b>	<b>Funding Source</b>	<b>Total</b>
Water Quality Improvements: FY 2017/18	\$110,000	Water Replacement and Improvement Fund: FY 2017/18	\$110,000
Water Quality Improvements: FY 2019/20	120,000	Water Replacement and Improvement Fund: FY 2019/20	120,000
<b>TOTAL</b>	<b>\$230,000</b>	<b>TOTAL</b>	<b>\$230,000</b>
<b>CIP #: 17100    CATEGORY: Water    RECOMMENDATION: Fund in FY 2017/18</b>			

**BI-ANNUAL WATER TANK CORROSION REPAIRS**

**PROJECT DESCRIPTION:** This bi-annual project provides for the recoating of the interior of steel water tanks that have exhibited severe corrosion and warrant repair. The interiors of the existing steel tanks are examined on an ongoing basis to identify and assess each tank’s condition over their life span. In addition, this project will upgrade the tank ventilation, and maintain and repair the cathodic protection systems of the tanks.

**PROJECT JUSTIFICATION:** The project prolongs the service life of existing water tanks by repairing failures in the protective coating, venting, and cathodic protective systems of the tanks before the structural integrity of the tank is compromised.

**PROJECT COST ESTIMATE**

Item	Cost	Funding Source	Total
Corrosion Repairs: FY 2018/19	\$220,000	Water Replacement and Improvement Fund: FY 2018/19	\$220,000
Corrosion Repairs: FY 2020/21	285,000	Water Replacement and Improvement Fund: FY 2020/21	285,000
<b>TOTAL</b>	<b>\$505,000</b>	<b>TOTAL</b>	<b>\$505,000</b>
<b>CIP #: 18127    CATEGORY: Water    RECOMMENDATION: Fund in FY 2018/19 &amp; 20/21</b>			

**BI-ANNUAL HYDRANT LATERAL REPLACEMENTS**

**PROJECT DESCRIPTION:** This annual project includes repairing, replacing or relocating hydrant laterals, valves, and other parts related to hydrants as-needed. Locations will be determined based on where vehicles collide with hydrants and areas susceptible to hydrant lateral breaks due to shifting soil conditions.

**PROJECT JUSTIFICATION:** This project will keep the cities fire hydrants available for fire protection and water quality flushing by repairing/replacing laterals and hydrants as soon as possible after a failure, crash or a lateral break.

**PROJECT COST ESTIMATE**

Item	Cost	Funding Source	Total
Bi-Annual Hydrant Lateral Replacements: FY 2017/18	\$200,000	Water Replacement and Improvement Fund: FY 2017/18	\$200,000
Bi-Annual Hydrant Lateral Replacements: FY 2019/20	200,000	Water Replacement and Improvement Fund: FY 2019/20	200,000
<b>TOTAL</b>	<b>\$400,000</b>	<b>TOTAL</b>	<b>\$400,000</b>

**CIP #:** 17135    **CATEGORY:** Water    **RECOMMENDATION:** Fund in FY 2017/18 & 19/20

**ANNUAL BRIDGE WATER MAIN REPLACEMENT**

**PROJECT DESCRIPTION:** This annual project includes replacing and/or installing water mains, valves, services, and other needed appurtenances where water mains cross bridges or culverts for FY 2017/18 through 2020/21. Approximately a dozen locations will be assessed for replacement priority from a list managed by the Operations Services Department.

**PROJECT JUSTIFICATION:** The transition point where water mains leave the static roadway and pass through a bridge or culvert crossing is highly vulnerable to shifting soil conditions. This project is designed to replace those rigid hard piped transitions with highly resilient and flexible connections that can withstand significant soil movement without a catastrophic pipe failure.

**PROJECT COST ESTIMATE**

Item	Cost	Funding Source	Total
Annual Bridge Water Main Replacement: FY 2017/18	\$400,000	Water Replacement and Improvement Fund: FY 2017/18	\$400,000
Annual Engineering and Construction: FY 2018/19	400,000	Water Replacement and Improvement Fund: FY 2018/19	400,000
Annual Engineering and Construction: FY 2019/20	400,000	Water Replacement and Improvement Fund: FY 2019/20	400,000
Annual Engineering and Construction: FY 2020/21	400,000	Water Replacement and Improvement Fund: FY 2020/21	400,000
<b>TOTAL</b>	<b>\$1,600,000</b>	<b>TOTAL</b>	<b>\$1,600,000</b>

**CIP #:** 17136    **CATEGORY:** Water    **RECOMMENDATION:** Fund in FY 2017/18 thru 20/21

**WATER SYSTEM MASTER PLAN AND MODEL UPDATE**

**PROJECT DESCRIPTION:** The Water System Master Plan (WSMP) is a comprehensive study of the city's water source, storage, treatment, and delivery systems and will be used to guide future water utility decisions and asset management. This study is designed to help in continuing a sustainable capital improvement and capital maintenance plan for the water system. The project will also create a dynamic computer model of the water system for continuous analyses and refinement of the control system. In addition, a functional Asset Management Plan will be incorporated into WSMP.

**PROJECT JUSTIFICATION:** The Water System Master Plan has not been updated since 2004. The City and the water system have undergone a significant amount of change with regards to ultimate build-out projections, fire protection requirements and water distribution goals.

**PROJECT COST ESTIMATE**

Item	Cost	Funding Source	Total
WSMP Update: FY 2018/19	\$200,000	Water Replacement and Improvement Fund: FY 2018/19	\$200,000
<b>TOTAL</b>	\$200,000	<b>TOTAL</b>	\$200,000
<b>CIP #: 18134    CATEGORY: Water    RECOMMENDATION: Fund in FY 2018/19</b>			

**WATER PUMP AND MOTOR UPSIZING**

**PROJECT DESCRIPTION:** This project involves the increase in pumping capacity at water facilities that have exceeded the original maximum design capacity for the area served.

**PROJECT JUSTIFICATION:** This project is designed to ensure efficiency, safety and operational reliability of water pump facilities.

**PROJECT COST ESTIMATE**

Item	Cost	Funding Source	Total
Pump Modifications and/or Replacement: FY 2018/19	\$280,000	Water Expansion Fund: FY 2018/19	\$280,000
Pump Modifications and/or Replacement: FY 2020/21	280,000	Water Expansion Fund: FY 2020/21	280,000
<b>TOTAL</b>	<b>\$560,000</b>	<b>TOTAL</b>	<b>\$560,000</b>
<b>CIP #:</b> 18108 <b>CATEGORY:</b> Water <b>RECOMMENDATION:</b> Fund in FY 2018/19			



## WATER TELEMETRY UPGRADES

**PROJECT DESCRIPTION:** This project replaces and/or upgrades existing telemetry equipment such as programmable logic controllers, sensors, controlling devices, communications hardware and cabinets. Work could either be performed by city staff or through contracted services in cooperation with TESCO Controls, which is the City's primary supplier of the proprietary telemetry gear.

**PROJECT JUSTIFICATION:** The transmission of critical operating data from the remote stations back to the centralized computer/SCADA system is a key part of successfully operating the water system. The onsite computers that run the water stations and the radio communications equipment require updating. These improvements will allow the City to maintain a reliable and efficient water utility. The City has already begun the initial phases of these upgrades and will continue to make incremental improvements until the system is completely upgraded.

### PROJECT COST ESTIMATE

Item	Cost	Funding Source	Total
Water Telemetry Upgrades FY 2017/18	\$200,000	Water Replacement and Improvement Fund: FY 2017/18	\$200,000
Water Telemetry Upgrades FY 2018/19	100,000	Water Replacement and Improvement Fund: FY 2018/19	100,000
Water Telemetry Upgrades FY 2019/20	100,000	Water Replacement and Improvement Fund: FY 2019/20	100,000
Water Telemetry Upgrades FY 2020/21	100,000	Water Replacement and Improvement Fund: FY 2020/21	100,000
<b>TOTAL</b>	<b>\$500,000</b>	<b>TOTAL</b>	<b>\$500,000</b>
<b>CIP #:</b> 17142 <b>CATEGORY:</b> Water <b>RECOMMENDATION:</b> Fund in FY 2017/18 thru 20/21			

**AMI INSTALLATION - CASTLEWOOD**

**PROJECT DESCRIPTION:** This project is to support the physical installation of the encoded meters, and radio MTU's and meter lids adopted in the Advanced Automated Metering Infrastructure (AMI) CIP Project 13-1016 in the Castlewood area. This work will be performed by a qualified contractor with specialized experience with installing this specific technology.

**PROJECT JUSTIFICATION:** This project will give real time data for consumption history, immediate notification of excessive use and/or leaks, instant reads for billing, and reduced requirements for manual reading of meters. The use of remote meter read technology has been widely used and effective in the water industry.

**PROJECT COST ESTIMATE**

Item	Cost	Funding Source	Total
AMI Installation - Castlewood: FY 2017/18	\$750,000	Water Replacement and Improvement Fund (County Reimbursement): FY 2017/18	\$750,000
<b>TOTAL</b>	\$750,000	<b>TOTAL</b>	\$750,000
<b>CIP #:</b> 17137	<b>CATEGORY:</b> Water	<b>RECOMMENDATION:</b>	Fund in FY 2017/18

**WATER SCADA UPDATE**

**PROJECT DESCRIPTION:** Replace and/or upgrade existing central telemetry equipment and software that serves to collect all of the remote programmable logic controllers, sensors, controlling devices and communications hardware throughout the entire city. Work could either be performed by city staff or through contracted services in cooperation with TESCO Controls, which is the City’s primary supplier of the proprietary telemetry gear.

**PROJECT JUSTIFICATION:** The Supervisory Control and Data Acquisition (SCADA) system is the central hub for command and control functions for all of the remote sites within the City. The current system is over ten years old and is approaching the end of its useful life. Total project cost of approximately \$300,000 will be split with 66% to Water and 33% to Sewer.

**PROJECT COST ESTIMATE**

Item	Cost	Funding Source	Total
SCADA Update: FY 2017/18	\$200,000	Water Replacement and Improvement Fund: FY 2017/18	\$200,000
<b>TOTAL</b>	\$200,000	<b>TOTAL</b>	\$200,000
<b>CIP #:</b> 17163	<b>CATEGORY:</b> Water	<b>RECOMMENDATION:</b>	Fund in FY 2017/18

**TASSAJARA TANK POTABLE WATER FILL LINE AND TURNOUT**

**PROJECT DESCRIPTION:** This project includes the design and installation of 275 feet of new 8-inch potable water piping and manual turnout station from DSRSD's potable water system on Ledgwood Terrace Drive to the north side of Tassajara Tank.

**PROJECT JUSTIFICATION:** The Tassajara tank and potable water feed was converted over to recycled water. A new potable water feed is required to provide supplemental potable water to the recycled water system and address water quality issues at Tassajara tank.

**PROJECT COST ESTIMATE**

Item	Cost	Funding Source	Total
Design & Construction: FY 2017/18	\$200,000	Water Replacement and Improvement Fund: FY 2017/18	\$200,000
<b>TOTAL</b>	200,000	<b>TOTAL</b>	200,000
<b>CIP #:</b> 17139 <b>CATEGORY:</b> Water <b>RECOMMENDATION:</b> Fund in FY 2017/18			

**GENERAL FUND - CIP ENGINEERING AND INSPECTION**

**PROJECT DESCRIPTION:** This pays for CIP engineering and inspection services done on behalf of the Utilities Water Dept.

**PROJECT JUSTIFICATION:** CIP engineering and inspection services are required for numerous projects that the Utility Dept. undertakes for upkeep and improvements to the water system.

**PROJECT COST ESTIMATE**

Item	Cost	Funding Source	Total
CIP Engineering and Inspection: FY 2017/18	\$433,000	Water Replacement and Improvement Fund: FY 2017/18	\$433,000
CIP Engineering and Inspection: FY 2018/19	445,000	Water Replacement and Improvement: FY 2018/19	445,000
CIP Engineering and Inspection: FY 2019/20	460,000	Water Replacement and Improvement Fund: FY 2019/20	460,000
CIP Engineering and Inspection: FY 2020/21	477,000	Water Replacement and Improvement Fund: FY 2020/21	477,000
<b>TOTAL</b>	<b>\$1,815,000</b>	<b>TOTAL</b>	<b>\$1,815,000</b>

**CIP #:** 17162    **CATEGORY:** Water    **RECOMMENDATION:** Fund in FY 2017/18 thru 20/21

This page intentionally left blank.

# SEWER

## Project Description Sheets



This page intentionally left blank.



**VAL VISTA UNDERDRAIN TO SEWER**

**PROJECT DESCRIPTION:** This project includes the design and installation of new piping to re-route the existing field underdrains from the storm drain system to the sanitary sewer system.

**PROJECT JUSTIFICATION:** Val Vista Park irrigation was converted to recycled water in 2014 and regulations require the recycled water runoff to be discharged to sanitary sewer system. A temporary pumping system has been installed but causes the closure of the skate park during rain events and any period of pump failure. The project will install a gravity system removing the need for pumping.

**PROJECT COST ESTIMATE**

Item	Cost	Funding Source	Total
Design & Construction: FY 2017/18	\$250,000	Sewer Replacement and Improvement Fund: FY 2017/18	\$250,000
<b>TOTAL</b>	\$250,000	<b>TOTAL</b>	\$250,000

**CIP #:** 17260      **CATEGORY:** Sewer      **RECOMMENDATION:** Fund in FY 2017/18

**ANNUAL SEWER MAIN REPLACEMENT AND IMPROVEMENTS**

**PROJECT DESCRIPTION:** This project will replace inadequate and deteriorated sanitary sewer mains and structures. It will also connect all new service laterals with two/way cleanouts behind the City curb, and install and/or replace maintenance holes with new facilities as necessary. Project locations will be selected from the priority list developed by the Operations Services Department.

**PROJECT JUSTIFICATION:** This annual project is designed to maintain the overall sewer infrastructure. The project will result in reducing the risk of sanitary sewer overflows, limiting infiltration and inflow of ground water into the sewer system and lowering ongoing maintenance costs.

**PROJECT COST ESTIMATE**

<b>Item</b>	<b>Cost</b>	<b>Funding Source</b>	<b>Total</b>
Engineering and Construction: FY 2017/18	\$920,000	Sewer Replacement and Improvement Fund: FY 2017/18	\$920,000
Engineering and Construction: FY 2018/19	945,000	Sewer Replacement and Improvement Fund: FY 2018/19	945,000
Engineering and Construction: FY 2019/20	970,000	Sewer Replacement and Improvement Fund: FY 2019/20	970,000
Engineering and Construction: FY 2020/21	995,000	Sewer Replacement and Improvement Fund: FY 2020/21	995,000
<b>TOTAL</b>	<b>\$3,830,000</b>	<b>TOTAL</b>	<b>\$3,830,000</b>

**CIP #:** 17202      **CATEGORY:** Sewer      **RECOMMENDATION:** Fund in FY 2017/18 thru 2020/21

**ANNUAL SEWER PUMP AND MOTOR REPAIRS**

**PROJECT DESCRIPTION:** This project involves the ongoing repair and/or replacement of aging pumps and motors at sewer facilities.

**PROJECT JUSTIFICATION:** This project is designed to ensure efficiency, safety, and operational reliability of sewer pump facilities.

**PROJECT COST ESTIMATE**

Item	Cost	Funding Source	Total
Annual Sewer Pump and Motor Repairs: FY 2017/18	\$50,000	Annual Sewer Replacement and Improvement Fund: FY 2017/18	\$50,000
Annual Sewer Pump and Motor Repairs: FY 2018/19	55,000	Annual Sewer Replacement and Improvement Fund: FY 2018/19	55,000
Annual Sewer Pump and Motor Repairs: FY 2019/20	55,000	Annual Water Replacement and Improvement Fund: FY 2019/20	55,000
Annual Sewer Pump and Motor Repairs: FY 2020/21	60,000	Annual Sewer Replacement and Improvement Fund: FY 2020/21	60,000
<b>TOTAL</b>	<b>\$220,000</b>	<b>TOTAL</b>	<b>\$220,000</b>

**CIP #:** 17240    **CATEGORY:** Sewer    **RECOMMENDATION:** Fund in FY 2017/18 thru 2020/21

**BI-ANNUAL SEWER ELECTRICAL PANEL IMPROVEMENTS**

**PROJECT DESCRIPTION:** This project repairs, replaces, and/or upgrades electrical panels and related components at water system pump facilities, well sites, and booster stations. This includes panel safety analyses and reporting.

**PROJECT JUSTIFICATION:** This project is designed to ensure efficiency, safety, and operational reliability of electrical control panels which provide a continuous flow of water to the public for consumption and fire-fighting purposes.

**PROJECT COST ESTIMATE**

Item	Cost	Funding Source	Total
Bi/Annual Sewer Electrical Panel Improvements: FY 2018/19	\$55,000	Sewer Replacement and Improvement Fund: FY 2018/19	\$55,000
Bi/Annual Sewer Electrical Panel Improvements: FY 2020/21	55,000	Sewer Replacement and Improvement Fund: FY 2020/21	55,000
<b>TOTAL</b>	<b>\$110,000</b>	<b>TOTAL</b>	<b>\$110,000</b>

**CIP #:** 18210      **CATEGORY:** Sewer      **RECOMMENDATION:** Fund in FY 2018/19 & 2020/21

**BI-ANNUAL SEWER EMERGENCY GENERATOR IMPROVEMENTS**

**PROJECT DESCRIPTION:** This project involves the repairing/upgrading of emergency generators to insure emergency power is available when needed to keep the sewer system operational.

**PROJECT JUSTIFICATION:** This project is designed to ensure efficiency, safety and operational reliability and compliance of State regulations involving sewer emergency generators.

**PROJECT COST ESTIMATE**

Item	Cost	Funding Source	Total
Pump Modifications and/or Replacement: FY 2018/19	\$55,000	Water Expansion Fund: FY 2018/19	\$55,000
Pump Modifications and/or Replacement: FY 2020/21	55,000	Water Expansion Fund: FY 2020/21	55,000
<b>TOTAL</b>	<b>\$110,000</b>	<b>TOTAL</b>	<b>\$110,000</b>

**CIP #:** 18212    **CATEGORY:** Sewer    **RECOMMENDATION:** Fund in FY 2018/19 & 2020/21

**BI-ANNUAL SEWER MAINTENANCE HOLE IMPROVEMENTS**

**PROJECT DESCRIPTION:** This project provides for an annual program of replacing, removing and/or installing sewer maintenance hole (“manhole”) structures to meet standard inspection and maintenance requirements. Work could either be performed by City or through contracted services.

**PROJECT JUSTIFICATION:** This ongoing bi-annual project is necessary to assure safe and operable improvements through a scheduled preventative maintenance program. Significant impacts from recent changes in soil conditions, resulting in settling around maintenance holes, have increased mitigation work required to meet traffic safety needs.

**PROJECT COST ESTIMATE**

Item	Cost	Funding Source	Total
Bi/Annual Sewer Maintenance Hole Improvements: FY 2017/18	\$150,000	Sewer Replacement and Improvement Fund: FY 2017/18	\$150,000
Bi/Annual Sewer Maintenance Hole Improvements: FY 2019/20	160,000	Sewer Replacement and Improvement Fund: FY 2019/20	160,000
<b>TOTAL</b>	<b>\$310,000</b>	<b>TOTAL</b>	<b>\$310,000</b>
<b>CIP #:</b> 17201 <b>CATEGORY:</b> Sewer <b>RECOMMENDATION:</b> Fund in FY 2017/18 & 2019/20			

**ANNUAL REINFORCED SEWER MAIN @ ARROYO CROSSINGS**

**PROJECT DESCRIPTION:** This project provides for an annual program to replace, repair, or improve sewer mains (siphons) that cross arroyos, creeks, and canals in Pleasanton.

**PROJECT JUSTIFICATION:** This project is necessary to insure the integrity of the sewer system where sewer pipes cross arroyos. Heavy increases in collected storm flow have caused erosion and scouring of soil cover over piping infrastructure that runs throughout the stormwater systems in the Tri-Valley. This project will help reduce the possibility of sewer pipe failure.

**PROJECT COST ESTIMATE**

<b>REPAIRING</b>	<b>Cost</b>	<b>Funding Source</b>	<b>Total</b>
Annual Reinforced Sewer Main @ Arroyo Crossings: FY 2017/18	\$500,000	Sewer Replacement and Improvement Fund: FY 2017/18	\$500,000
Annual Reinforced Sewer Main @ Arroyo Crossings FY 2018/19	500,000	Sewer Replacement and Improvement Fund: FY 2018/19	500,000
Annual Reinforced Sewer Main @ Arroyo Crossings FY 2019/20	500,000	Sewer Replacement and Improvement Fund: FY 2019/20	500,000
Annual Reinforced Sewer Main @ Arroyo Crossings FY 2020/21	500,000	Sewer Replacement and Improvement Fund: FY 2020/21	500,000
<b>TOTAL</b>	<b>\$2,000,000</b>	<b>TOTAL</b>	<b>\$2,000,000</b>

**CIP #:** 17242      **CATEGORY:** Sewer      **RECOMMENDATION:** Fund in FY 2017/18 thru 2020/21

**SCADA UPDATE**

**PROJECT DESCRIPTION:** This project replaces and/or upgrades existing central telemetry equipment and software that serves to collect all of the remote programmable logic controllers, sensors, controlling devices and communications hardware throughout the entire City. Work could either be performed by City staff or through contracted services in cooperation with TESCO Controls, which is the City’s primary supplier of the proprietary telemetry gear.

**PROJECT JUSTIFICATION:** The Supervisory Control and Data Acquisition (SCADA) system is the central hub for command and control functions for all of the remote sites within the City. The current system is over ten years old and is approaching the end of its useful life. Total project cost of approximately \$300,000 will be split with 66% to water and 33% to sewer.

**PROJECT COST ESTIMATE**

Item	Cost	Funding Source	Total
Sewer SCADA Update: FY 2017/18	\$100,000	Sewer Replacement and Improvement Fund: FY 2017/18	\$100,000
<b>TOTAL</b>	\$100,000	<b>TOTAL</b>	\$100,000

**CIP #:** 17261      **CATEGORY:** Sewer      **RECOMMENDATION:** Fund in FY 2017/18



## VINEYARD AVENUE SEWER TRENCH REPAIR



**PROJECT DESCRIPTION:** This project will repair the sink holes along the 10-inch sanitary sewer alignment on Vineyard Avenue, between Sauterne Way and Vista Diablo Court, by the compaction grouting method.

**PROJECT JUSTIFICATION:** Multiple sink holes caused by trench settlement were observed within the deepest section (approximately 1,200 linear feet ranging from 15 to 21 feet in depth) of 10-inch sanitary sewer line on Vineyard Avenue. Approximately 370 linear feet of sewer trench was successfully repaired in 2008 and 2012 by compaction grouting. Sink holes upstream and downstream of the previously repaired locations were recently observed. This project will repair the remaining 830 linear feet of sewer trench by compaction grouting in order to stabilize the current sink holes as well as prevent the potential future settlement of the remaining deepest section of the existing sewer trench.

### PROJECT COST ESTIMATE

Item	Cost	Funding Source	Total
Engineering and Construction: FY 2018/19	\$150,000	Sewer Replacement and Improvement Fund: FY 2018/19	\$150,000
<b>TOTAL</b>	<b>\$150,000</b>	<b>TOTAL</b>	<b>\$150,000</b>
<b>CIP #:</b> 18233	<b>CATEGORY:</b> Sewer	<b>RECOMMENDATION:</b>	Fund in FY 2018/19

This page intentionally left blank.

# CAPITAL IMPROVEMENT PROGRAM

## Appendix A

### Detailed Financial Tables





# CAPITAL IMPROVEMENT PROGRAM

## STREETS





# STREETS PROJECTS CAPITAL IMPROVEMENT PROGRAM

Fiscal Year 2017/18

CIP #	Streets GF CIP 160/211	Traffic Dev Fee 211/212/214	Traffic Fee-Bernal 168/213	Gas Tax 556/160	Meas B & BB 164/170 Veh Reg 166	Meas B & BB Bike & Ped 163/165	Grants 162	Dev Contrib/ Specific Plans 215, 167	Assessment District 216,217	FY 17/18 Total
<b>BEGINNING STREETS FUND BALANCE</b>										
	\$44	9,086,049	\$2,802,201	18,201	10,881	195,563	6,401	208,861	271,295	\$12,599,496
<b>REVENUES:</b>										
		2,834,084			0	0	0	0	0	2,834,084
		457,674			0	0	0	0	0	457,674
		8,000			0	0	0	0	0	8,000
		0			0	0	0	0	0	0
		0			0	0	0	0	0	0
		0			0	0	135,000	0	0	135,000
		0			0	0	0	200,000	0	200,000
<b>SUBTOTAL FEE REVENUE</b>										
	\$0	\$3,299,758	\$0	\$0	\$0	\$0	\$135,000	\$200,000	\$0	\$3,634,758
		0		435,814	0	0	0	0	0	435,814
		0		268,018	0	0	0	0	0	268,018
		0		563,009	0	0	0	0	0	563,009
		0		7,500	0	0	0	0	0	7,500
		0		300,212	0	0	0	0	0	300,212
		0		85,794	0	0	0	0	0	85,794
		0		432,401	0	0	0	0	0	432,401
		0			800,000	0	0	0	0	800,000
		0			0	220,000	0	0	0	220,000
		0			350,000	0	0	0	0	350,000
		0			730,000	0	0	0	0	730,000
		0			0	180,000	0	0	0	180,000
	28,200	41,000	20,000	19,000	5,500	8,000	0	55,000	10,000	186,700
<b>TOTAL REVENUES</b>										
	\$28,200	\$3,340,758	\$20,000	\$2,111,748	\$1,885,500	\$408,000	\$135,000	\$255,000	\$10,000	\$8,194,206
<b>TRANSFERS FROM:</b>										
	2,500,000	0			0	0	0	0	0	2,500,000
<b>TOTAL FUNDS AVAILABLE</b>										
	\$2,528,244	\$12,426,807	\$2,822,201	\$2,129,949	\$1,896,381	\$603,563	\$141,401	\$463,861	\$281,295	\$23,293,702
<b>EXPENDITURES:</b>										
18531		0			0	0	0	0	0	0
17556		0			0	0	135,000	0	0	135,000
17557		0			40,000	0	0	0	0	40,000
17558		0			0	0	0	200,000	0	200,000
5526		0		450,000	0	0	0	0	0	450,000
17556		1,350,000			0	0	0	0	0	1,350,000
175xx		0			0	50,000	0	0	0	50,000
17509		0		350,000	0	0	0	0	0	350,000
17505		0		200,000	0	0	0	0	0	200,000
xx512		0		0	0	0	0	0	0	0
17504		0		400,000	0	0	0	0	0	400,000
17503	1,500,000	0		675,000	1,500,000	0	0	0	0	3,675,000
17507		0		50,000	0	0	0	0	0	50,000
17518	50,000	0			0	0	0	0	0	50,000
18521		0			0	0	0	0	0	0
17555		0			0	0	0	0	0	0
17532		50,000			0	0	0	0	0	50,000
15551		0			0	100,000	0	0	0	100,000
15524		0			0	0	0	0	0	0
16514	5,000	0			0	0	0	0	0	5,000
17512	300,000	0			0	0	0	100,000	0	400,000
17541		100,000			0	0	0	0	0	100,000
17508		0			0	0	0	0	0	0
11514		0			0	0	0	0	0	0
18602		150,000			0	0	0	0	0	150,000
18601		0			0	0	0	0	0	0
		0			0	0	0	0	0	0
999999		0		7,500	0	0	0	0	0	7,500
999999		0			36,500	0	0	0	0	36,500
999999		0			0	0	0	0	25,305	25,305
999999		0			0	0	0	0	2,600	2,600
<b>STREET EXPENDITURES</b>										
	\$1,855,000	\$1,650,000	\$0	\$2,132,500	\$1,576,500	\$150,000	\$135,000	\$300,000	\$27,905	\$7,826,905
<b>RESERVES:</b>										
01541		461,169			0	0	0	0	0	461,169
2523		8,000			0	0	0	0	0	8,000
<b>TOTAL RESERVES</b>										
	\$0	\$469,169	\$0	\$0	\$0	\$0	\$0	\$0	\$0	\$469,169
<b>TOTAL EXPENDITURES AND RESERVES</b>										
	\$1,855,000	\$2,119,169	\$0	\$2,132,500	\$1,576,500	\$150,000	\$135,000	\$300,000	\$27,905	\$8,296,074
<b>ENDING STREETS FUND BALANCE</b>										
	\$673,244	\$10,307,638	\$2,822,201	(\$2,551)	\$319,881	\$453,563	\$6,401	\$163,861	\$253,390	\$14,997,628

# STREETS PROJECTS CAPITAL IMPROVEMENT PROGRAM

Fiscal Year 2018/19

CIP #		Streets GF CIP 160/211	Traffic Dev Fee 211/212/214	Traffic Fee-Bernal 168/213	Gas Tax 556/160	Meas B & BB 164/170 Veh Reg 166	Meas B & BB Bike & Ped 163/165	Grants 162	Dev Contrib/ Specific Plans 215, 167	Assessment District 216,217	FY 18/19 Total
	<b>BEGINNING STREETS FUND BALANCE</b>	\$673,244	10,307,638	\$2,822,201	(2,551)	319,881	453,563	6,401	163,861	253,390	\$14,997,628
	Traffic Impact Fees		749,166			0	0	0	0	0	749,166
	Tri-Valley Transportation Fees (20% City portion)		80,866			0	0	0	0	0	80,866
	Dougherty Valley Mitigation Fees		8,000			0	0	0	0	0	8,000
	OBAG Cycle II Grant		0			0	0	0	0	0	0
	OBAG Cycle III Grant		0			0	0	0	0	0	0
	Misc Grant		0			0	0	715,000	0	0	715,000
	Vintage Village Fee		0			0	0	0	1,300,000	0	1,300,000
	<b>SUBTOTAL FEE REVENUE</b>	\$0	\$838,032	\$0	\$0	\$0	\$0	\$715,000	\$1,300,000	\$0	\$2,853,032
	2105 Gas Tax		0		435,814	0	0	0	0	0	435,814
	2106 Gas Tax		0		268,018	0	0	0	0	0	268,018
	2107 Gas Tax		0		563,009	0	0	0	0	0	563,009
	2107.5 Gas Tax		0		7,500	0	0	0	0	0	7,500
	2013 Gas Tax		0		330,233	0	0	0	0	0	330,233
	Gas Tax - Loan Repayment		0		85,794	0	0	0	0	0	85,794
	2030 Gas Tax - Road Maint Rehab		0		1,288,050	0	0	0	0	0	1,288,050
	Measure B - Streets		0			800,000	0	0	0	0	800,000
	Measure B - Bicycle and Pedestrian		0			0	220,000	0	0	0	220,000
	Measure F - Vehicle Registration Fees - Streets		0			350,000	0	0	0	0	350,000
	Measure BB - Streets		0			730,000	0	0	0	0	730,000
	Measure BB - Bicycle and Pedestrian		0			0	180,000	0	0	0	180,000
	Interest Income (Includes Interest from Project Reserves)	28,200	41,000	20,000	19,000	5,500	8,000	0	55,000	10,000	186,700
	<b>TOTAL REVENUES</b>	\$28,200	\$879,032	\$20,000	\$2,997,418	\$1,885,500	\$408,000	\$715,000	\$1,355,000	\$10,000	\$8,298,150
	<b>TRANSFERS FROM:</b>										
	General Fund	2,500,000	0			0	0	0	0	0	2,500,000
	<b>TOTAL FUNDS AVAILABLE</b>	\$3,201,444	\$11,186,670	\$2,842,201	\$2,994,867	\$2,205,381	\$861,563	\$721,401	\$1,518,861	\$263,390	\$25,795,778
	<b>EXPENDITURES:</b>										
18531	Johnson Drive Economic Development Zone - Transportation Improvements Reserve		6,385,865			0	0	0	0	0	6,385,865
17556	Design & Construct westbound Bernal Avenue at First St. to allow 2nd left turn lane		0			0	0	1,300,000	0	0	1,300,000
17557	Junipero and Independence Traffic Calming		0			0	0	0	0	0	0
17558	Design Stanley Boulevard at Valley Avenue/ Bernal Avenue intersection improvements		0			0	0	0	0	0	0
5526	Design (35% design) 2nd Bernal Bridge		0			0	0	0	0	0	0
17556	Design Sunol Blvd Interchange Improvements		0			0	0	0	0	0	0
175xx	Design & Construct West Las Positas Bicycle and Pedestrian Improvements	250,000	0			0	650,000	0	0	0	900,000
17509	Annual Curb and Gutter for Street Resurfacing Projects		0		250,000	0	0	0	0	0	250,000
17505	Annual Sidewalk and Intersection Ramp Installations (ADA)		0		200,000	0	0	0	0	0	200,000
xx512	Annual Sidewalk Maintenance		0		150,000	0	0	0	0	0	150,000
17504	Annual Slurry Sealing of Various Streets		0		465,000	0	0	0	0	0	465,000
17503	Annual Street Resurfacing and Reconstruction		0		1,000,000	1,250,000	0	0	0	0	2,250,000
17507	Annual Traffic Buttons and Line Marker Installation		0		50,000	0	0	0	0	0	50,000
17518	Bi-Annual Bridge Evaluation Program		0			0	0	0	0	0	0
18521	Bi-Annual Evaluation/Reclassification of Street Surfaces	50,000	0			0	0	0	0	0	50,000
17555	Bi-Annual Neighborhood Traffic Calming Devices		0		50,000	0	0	0	0	0	50,000
17532	Bi-Annual Traffic Signal Installations		0		350,000	0	0	0	0	0	350,000
15551	Bicycle and Pedestrian Improvements		0			0	100,000	0	0	0	100,000
15524	Bridge Approach Settlement & Roadway Repairs (Add'l)		0		150,000	0	0	0	0	0	150,000
16514	Project 5101-029 (Addl. Funding) - Additional Funding	30,000	0			0	0	0	0	0	30,000
17512	Stoneridge Mall Sidewalks		0			0	0	0	0	0	0
17541	Intersection Improvements at Various Locations		100,000			0	0	0	0	0	100,000
17508	Street Reconstruction - Reserve for OBAG Cycle II		0			0	0	0	0	0	0
11514	West Las Positas Blvd Street Sinking Repair Reserve (Hopyard to Stoneridge) (Addl. Funding)		0		100,000	0	0	0	0	0	100,000
18602	Signal Detection Upgrade		0			0	0	0	0	0	0
18601	Stoneridge Mall @ Workday - second WBLT lane	77,633	0		222,367	0	0	0	0	0	300,000
0	Bicycle Interchange Improvements		0			0	100,000	0	0	0	100,000
999999	To General Fund - Gas Tax Administration		0		7,500	0	0	0	0	0	7,500
999999	To General Fund - Congestion Mgmt		0			38,500	0	0	0	0	38,500
999999	To General Fund - NPID Reimbursement		0			0	0	0	25,750	0	25,750
999999	To General Fund - Landscape NPID		0			0	0	0	3,000	0	3,000
	<b>STREET EXPENDITURES</b>	\$407,633	\$6,485,865	\$0	\$2,994,867	\$1,288,500	\$850,000	\$0	\$1,300,000	\$28,750	\$13,355,615
	<b>RESERVES:</b>										
01541	Tri-Valley Transportation Development Fee Reserve		80,866			0	0	0	0	0	80,866
2523	Dougherty Valley Mitigation Revenue Reserve		8,000			0	0	0	0	0	8,000
	<b>TOTAL RESERVES</b>	\$0	\$88,866	\$0	\$0	\$0	\$0	\$0	\$0	\$0	\$88,866
	<b>TOTAL EXPENDITURES AND RESERVES</b>	\$407,633	\$6,574,731	\$0	\$2,994,867	\$1,288,500	\$850,000	\$0	\$1,300,000	\$28,750	\$13,444,481
	<b>ENDING STREETS FUND BALANCE</b>	\$2,793,811	\$4,611,939	\$2,842,201	\$0	\$916,881	\$11,563	\$721,401	\$218,861	\$234,640	\$12,351,297



# STREETS PROJECTS CAPITAL IMPROVEMENT PROGRAM

Fiscal Year 2019/20

CIP #		Streets GF CIP 160/211	Traffic Dev Fee 211/212/214	Traffic Fee-Bernal 168/213	Gas Tax 556/160	Meas B & BB 164/170 Veh Reg 166	Meas B & BB Bike & Ped 163/165	Grants 162	Dev Contrib/ Specific Plans 215, 167	Assessment District 216,217	FY 19/20 Total
	<b>BEGINNING STREETS FUND BALANCE</b>	\$2,793,811	4,611,939	\$2,842,201	0	916,881	11,563	721,401	218,861	234,640	\$12,351,297
	Traffic Impact Fees		3,136,611			0	0	0	0	0	3,136,611
	Tri-Valley Transportation Fees (20% City portion)		217,424			0	0	0	0	0	217,424
	Dougherty Valley Mitigation Fees		8,000			0	0	0	0	0	8,000
	OBAG Cycle II Grant		0			0	0	830,000	0	0	830,000
	OBAG Cycle III Grant		0			0	0	720,000	0	0	720,000
	Misc Grant		0			0	0	0	0	0	0
	Vintage Village Fee		0			0	0	0	0	0	0
	<b>SUBTOTAL FEE REVENUE</b>	\$0	\$3,362,035	\$0	\$0	\$0	\$0	\$1,550,000	\$0	\$0	\$4,912,035
	2105 Gas Tax		0		435,814	0	0	0	0	0	435,814
	2106 Gas Tax		0		268,018	0	0	0	0	0	268,018
	2107 Gas Tax		0		563,009	0	0	0	0	0	563,009
	2107.5 Gas Tax		0		7,500	0	0	0	0	0	7,500
	2013 Gas Tax		0		330,233	0	0	0	0	0	330,233
	Gas Tax - Loan Repayment		0		85,794	0	0	0	0	0	85,794
	2030 Gas Tax - Road Maint Rehab		0		1,288,050	0	0	0	0	0	1,288,050
	Measure B - Streets		0			800,000	0	0	0	0	800,000
	Measure B - Bicycle and Pedestrian		0			0	220,000	0	0	0	220,000
	Measure F - Vehicle Registration Fees - Streets		0			350,000	0	0	0	0	350,000
	Measure BB - Streets		0			730,000	0	0	0	0	730,000
	Measure BB - Bicycle and Pedestrian		0			0	180,000	0	0	0	180,000
	Interest Income (Includes Interest from Project Reserves)	28,200	41,000	20,000	19,000	5,500	8,000	0	55,000	10,000	186,700
	<b>TOTAL REVENUES</b>	\$28,200	\$3,403,035	\$20,000	\$2,997,418	\$1,885,500	\$408,000	\$1,550,000	\$55,000	\$10,000	\$10,357,153
	<b>TRANSFERS FROM:</b>										
	General Fund		0			0	0	0	0	0	0
	<b>TOTAL FUNDS AVAILABLE</b>	\$2,822,011	\$8,014,974	\$2,862,201	\$2,997,418	\$2,802,381	\$419,563	\$2,271,401	\$273,861	\$244,640	\$22,708,450
	<b>EXPENDITURES:</b>										
18531	Johnson Drive Economic Development Zone - Transportation Improvements Reserve		0			0	0	0	0	0	0
17556	Design & Construct westbound Bernal Avenue at First St. to allow 2nd left turn lane		0			0	0	0	0	0	0
17557	Junipero and Independence Traffic Calming		0			0	0	0	0	0	0
17558	Design Stanley Boulevard at Valley Avenue/ Bernal Avenue intersection improvements		0			0	0	0	0	0	0
5526	Design (35% design) 2nd Bernal Bridge		0			0	0	0	0	0	0
17556	Design Sunol Blvd Interchange Improvements		0			0	0	0	0	0	0
175xx	Design & Construct West Las Positas Bicycle and Pedestrian Improvements		0			0	0	0	0	0	0
17509	Annual Curb and Gutter for Street Resurfacing Projects		0		250,000	0	0	0	0	0	250,000
17505	Annual Sidewalk and Intersection Ramp Installations (ADA)		0		200,000	0	0	0	0	0	200,000
xx512	Annual Sidewalk Maintenance		0		150,000	0	0	0	0	0	150,000
17504	Annual Slurry Sealing of Various Streets		0		450,000	0	0	0	0	0	450,000
17503	Annual Street Resurfacing and Reconstruction		0		1,000,000	1,250,000	0	0	0	0	2,250,000
17507	Annual Traffic Buttons and Line Marker Installation		0		50,000	0	0	0	0	0	50,000
17518	Bi-Annual Bridge Evaluation Program		0		50,000	0	0	0	0	0	50,000
18521	Bi-Annual Evaluation/Reclassification of Street Surfaces		0			0	0	0	0	0	0
17555	Bi-Annual Neighborhood Traffic Calming Devices		0			0	0	0	0	0	0
17532	Bi-Annual Traffic Signal Installations		250,000			0	0	0	0	0	250,000
15551	Bicycle and Pedestrian Improvements		0			0	100,000	0	0	0	100,000
15524	Bridge Approach Settlement & Roadway Repairs (Add'l)		0			0	0	0	0	0	0
16514	Project 5101-029 (Addl. Funding) - Additional Funding		0			0	0	0	0	0	0
17512	Stoneridge Mall Sidewalks		0			0	0	0	0	0	0
17541	Intersection Improvements at Various Locations		100,000			0	0	0	0	0	100,000
17508	Street Reconstruction - Reserve for OBAG Cycle II		0			0	0	720,000	0	0	720,000
11514	West Las Positas Blvd Street Sinking Repair Reserve (Hopyard to Stoneridge) (Addl. Funding)		0		100,000	0	0	0	0	0	100,000
18602	Signal Detection Upgrade		0			0	0	0	0	0	0
18601	Stoneridge Mall @ Workday - second WBLT lane		0			0	0	0	0	0	0
0	Bicycle Interchange Improvements		0			0	0	0	0	0	0
999999	To General Fund - Gas Tax Administration		0		7,500	0	0	0	0	0	7,500
999999	To General Fund - Congestion Mgmt		0			38,500	0	0	0	0	38,500
999999	To General Fund - NPID Reimbursement		0			0	0	0	26,000	0	26,000
999999	To General Fund - Landscape NPID		0			0	0	0	3,000	0	3,000
	<b>STREET EXPENDITURES</b>	\$0	\$350,000	\$0	\$2,257,500	\$1,288,500	\$100,000	\$720,000	\$0	\$29,000	\$4,745,000
	<b>RESERVES:</b>										
01541	Tri-Valley Transportation Development Fee Reserve		223,424			0	0	0	0	0	223,424
2523	Dougherty Valley Mitigation Revenue Reserve		8,000			0	0	0	0	0	8,000
	<b>TOTAL RESERVES</b>	\$0	\$231,424	\$0	\$0	\$0	\$0	\$0	\$0	\$0	\$231,424
	<b>TOTAL EXPENDITURES AND RESERVES</b>	\$0	\$581,424	\$0	\$2,257,500	\$1,288,500	\$100,000	\$720,000	\$0	\$29,000	\$4,976,424
	<b>ENDING STREETS FUND BALANCE</b>	\$2,822,011	\$7,433,550	\$2,862,201	\$739,918	\$1,513,881	\$319,563	\$1,551,401	\$273,861	\$215,640	\$17,732,026

# STREETS PROJECTS CAPITAL IMPROVEMENT PROGRAM

Fiscal Year 2020/21

CIP #	Streets GF CIP 160/211	Traffic Dev Fee 211/212/214	Traffic Fee-Bernal 168/213	Gas Tax 556/160	Meas B 163/164 Veh Reg 166	Measure BB 170/165	Grants 162	Dev Contrib/ Specific Plans 215, 167	Assessment District 216,217	FY 20/21 Total
<b>BEGINNING STREETS FUND BALANCE</b>										
	\$2,822,011	7,433,550	\$2,862,201	739,918	1,513,881	319,563	1,551,401	273,861	215,640	\$17,732,026
		982,755			0	0	0	0	0	982,755
		275,060			0	0	0	0	0	275,060
		8,000			0	0	0	0	0	8,000
		0			0	0	0	0	0	0
		0			0	0	0	0	0	0
		0			0	0	0	0	0	0
		0			0	0	0	0	0	0
		0			0	0	0	0	0	0
		0			0	0	0	0	0	0
		0			0	0	0	0	0	0
		0			0	0	0	0	0	0
		0			0	0	0	0	0	0
		0			0	0	0	0	0	0
		0			0	0	0	0	0	0
		0			0	0	0	0	0	0
		0			0	0	0	0	0	0
		0			0	0	0	0	0	0
		0			0	0	0	0	0	0
		0			0	0	0	0	0	0
		0			0	0	0	0	0	0
		0			0	0	0	0	0	0
		0			0	0	0	0	0	0
		0			0	0	0	0	0	0
		0			0	0	0	0	0	0
		0			0	0	0	0	0	0
		0			0	0	0	0	0	0
		0			0	0	0	0	0	0
		0			0	0	0	0	0	0
		0			0	0	0	0	0	0
		0			0	0	0	0	0	0
		0			0	0	0	0	0	0
		0			0	0	0	0	0	0
		0			0	0	0	0	0	0
		0			0	0	0	0	0	0
		0			0	0	0	0	0	0
		0			0	0	0	0	0	0
		0			0	0	0	0	0	0
		0			0	0	0	0	0	0
		0			0	0	0	0	0	0
		0			0	0	0	0	0	0
		0			0	0	0	0	0	0
		0			0	0	0	0	0	0
		0			0	0	0	0	0	0
		0			0	0	0	0	0	0
		0			0	0	0	0	0	0
		0			0	0	0	0	0	0
		0			0	0	0	0	0	0
		0			0	0	0	0	0	0
		0			0	0	0	0	0	0
		0			0	0	0	0	0	0
		0			0	0	0	0	0	0
		0			0	0	0	0	0	0
		0			0	0	0	0	0	0
		0			0	0	0	0	0	0
		0			0	0	0	0	0	0
		0			0	0	0	0	0	0
		0			0	0	0	0	0	0
		0			0	0	0	0	0	0
		0			0	0	0	0	0	0
		0			0	0	0	0	0	0
		0			0	0	0	0	0	0
		0			0	0	0	0	0	0
		0			0	0	0	0	0	0
		0			0	0	0	0	0	0
		0			0	0	0	0	0	0
		0			0	0	0	0	0	0
		0			0	0	0	0	0	0
		0			0	0	0	0	0	0
		0			0	0	0	0	0	0
		0			0	0	0	0	0	0
		0			0	0	0	0	0	0
		0			0	0	0	0	0	0
		0			0	0	0	0	0	0
		0			0	0	0	0	0	0
		0			0	0	0	0	0	0
		0			0	0	0	0	0	0
		0			0	0	0	0	0	0
		0			0	0	0	0	0	0
		0			0	0	0	0	0	0
		0			0	0	0	0	0	0
		0			0	0	0	0	0	0
		0			0	0	0	0	0	0
		0			0	0	0	0	0	0
		0			0	0	0	0	0	0
		0			0	0	0	0	0	0
		0			0	0	0	0	0	0
		0			0	0	0	0	0	0
		0			0	0	0	0	0	0
		0			0	0	0	0	0	0
		0			0	0	0	0	0	0
		0			0	0	0	0	0	0
		0			0	0	0	0	0	0
		0			0	0	0	0	0	0
		0			0	0	0	0	0	0
		0			0	0	0	0	0	0
		0			0	0	0	0	0	0
		0			0	0	0	0	0	0
		0			0	0	0	0	0	0
		0								

# CAPITAL IMPROVEMENT PROGRAM

## PARKS





## PARKS PROJECTS CAPITAL IMPROVEMENT PROGRAM

**Fiscal Year 2017/18**

CIP #		Parks General Fund CIP 221	Park Dedication Post 1/1/99 222	Public Facilities Fee (PFF) 222	Developer Contributions 223	Grants 162	FY 17/18 Total
	<b>BEGINNING PARKS FUND BALANCE</b>	\$0	\$2,098,578	\$221,219	\$6,000	\$0	\$2,325,797
	<b>REVENUES:</b>						
	Park Dedication Fees	0	610,691	0	0		610,691
	<b>TOTAL FEE REVENUE</b>	\$0	\$610,691	\$0	\$0	\$0	\$610,691
	Grants from EBRPD					450,000	450,000
	Interest		27,000	2,000			29,000
	<b>TOTAL ESTIMATED REVENUES</b>	\$0	\$637,691	\$2,000	\$0	\$450,000	\$1,089,691
	<b>TRANSFERS FROM:</b>						
	Equipment Repair and Replacement Fund	\$1,200,000					1,200,000
	Facility Repair and Replacement Fund	709,000					709,000
	<b>TOTAL FUNDS AVAILABLE</b>	\$1,909,000	\$2,736,269	\$223,219	\$6,000	\$450,000	\$5,324,488
	<b>EXPENDITURES:</b>						
17706	Dolores Bengstrom Aquatic Center Locker Room Renovation	1,200,000					1,200,000
17746	Softball Fieldhouse and Score Keepers' Booth Renovation	709,000					709,000
17749	Castleridge Trail & Parking Improvements & Pedestrian Crossing		165,000			250,000	415,000
17750	Senior Center Facility Expansion Project - Design & Construction		195,000				195,000
17751	Expand Dog Park Parking Lot @ Cubby's Dog Park					200,000	200,000
17714	Amador Theater Facility Assessment		60,000				60,000
17753	Century House Facility Assessment & Masterplan		100,000				100,000
17747	Replace Concession Stand #2 at Ken Mercer Sports Park		291,000	59,000			350,000
18725	Alviso Adobe Strategic Plan Implementation						0
17753	Rotary Park - Phase II Land Acquisition Reserve		750,000				750,000
	<b>TOTAL EXPENDITURES</b>	\$1,909,000	\$1,561,000	\$59,000	\$0	\$450,000	\$3,979,000
	<b>RESERVES:</b>						
16446	Pioneer Cemetery Masterplan Implementation Reserve		500,000				500,000
	<b>TOTAL RESERVES</b>	\$0	\$500,000	\$0	\$0	\$0	\$500,000
	<b>TOTAL EXPENDITURES AND RESERVES</b>	\$1,909,000	\$2,061,000	\$59,000	\$0	\$450,000	\$4,479,000
	<b>ENDING PARKS FUND BALANCE</b>	\$0	\$675,269	\$164,219	\$6,000	\$0	\$845,488

## PARKS PROJECTS CAPITAL IMPROVEMENT PROGRAM

Fiscal Year 2018/19

CIP #		General Fund CIP 221	Dedication Post 1/1/99 222	Facilities Fee (PFF) 222	Developer Contributions 223	Grants 162	FY 18/19 Total
	<b>BEGINNING PARKS FUND BALANCE</b>	\$0	\$675,269	\$164,219	\$6,000	\$0	\$845,488
	<b>REVENUES:</b>						
	Park Dedication Fees	0	766,853	0	0	0	766,853
	<b>TOTAL FEE REVENUE</b>	\$0	\$766,853	\$0	\$0	\$0	\$766,853
	Grants from EBRPD						0
	Interest		14,000	2,000			16,000
	<b>TOTAL ESTIMATED REVENUES</b>	\$0	\$780,853	\$2,000	\$0	\$0	\$782,853
	<b>TRANSFERS FROM:</b>						
	Equipment Repair and Replacement Fund						0
	Facility Repair and Replacement Fund						0
	<b>TOTAL FUNDS AVAILABLE</b>	\$0	\$1,456,122	\$166,219	\$6,000	\$0	\$1,628,341
	<b>EXPENDITURES:</b>						
17706	Dolores Bengstrom Aquatic Center Locker Room Renovation						0
17746	Softball Fieldhouse and Score Keepers' Booth Renovation						0
17749	Castleridge Trail & Parking Improvements & Pedestrian Crossing						0
17750	Senior Center Facility Expansion Project - Design & Construction		1,105,000				1,105,000
17751	Expand Dog Park Parking Lot @ Cubby's Dog Park						0
17714	Amador Theater Facility Assessment						0
17753	Century House Facility Assessment & Masterplan						0
17747	Replace Concession Stand #2 at Ken Mercer Sports Park						0
18725	Alviso Adobe Strategic Plan Implementation		350,000				350,000
17753	Rotary Park - Phase II Land Acquisition Reserve						0
	<b>TOTAL EXPENDITURES</b>	\$0	\$1,455,000	\$0	\$0	\$0	\$1,455,000
	<b>RESERVES:</b>						
16446	Pioneer Cemetery Masterplan Implementation Reserve						0
	<b>TOTAL RESERVES</b>	\$0	\$0	\$0	\$0	\$0	\$0
	<b>TOTAL EXPENDITURES AND RESERVES</b>	\$0	\$1,455,000	\$0	\$0	\$0	\$1,455,000
	<b>ENDING PARKS FUND BALANCE</b>	\$0	\$1,122	\$166,219	\$6,000	\$0	\$173,341

## PARKS PROJECTS CAPITAL IMPROVEMENT PROGRAM

Fiscal Year 2019/20

CIP #		General Fund CIP 221	Dedication Post 1/1/99 222	Facilities Fee (PFF) 222	Developer Contributions 223	Grants 162	FY 19/20 Total
	<b>BEGINNING PARKS FUND BALANCE</b>	\$0	\$1,122	\$166,219	\$6,000	\$0	\$173,341
	<b>REVENUES:</b>						
	Park Dedication Fees	0	1,058,063	0	0	0	1,058,063
	<b>TOTAL FEE REVENUE</b>	\$0	\$1,058,063	\$0	\$0	\$0	\$1,058,063
	Grants from EBRPD						0
	Interest		11,000	2,000			13,000
	<b>TOTAL ESTIMATED REVENUES</b>	\$0	\$1,069,063	\$2,000	\$0	\$0	\$1,071,063
	<b>TRANSFERS FROM:</b>						
	Equipment Repair and Replacement Fund						0
	Facility Repair and Replacement Fund						0
	<b>TOTAL FUNDS AVAILABLE</b>	\$0	\$1,070,185	\$168,219	\$6,000	\$0	\$1,244,404
	<b>EXPENDITURES:</b>						
17706	Dolores Bengstrom Aquatic Center Locker Room Renovation						0
17746	Softball Fieldhouse and Score Keepers' Booth Renovation						0
17749	Castleridge Trail & Parking Improvements & Pedestrian Crossing						0
17750	Senior Center Facility Expansion Project - Design & Construction						
17751	Expand Dog Park Parking Lot @ Cubby's Dog Park						0
17714	Amador Theater Facility Assessment						0
17753	Century House Facility Assessment & Masterplan						0
17747	Replace Concession Stand #2 at Ken Mercer Sports Park						0
18725	Alviso Adobe Strategic Plan Implementation						0
17753	Rotary Park - Phase II Land Acquisition Reserve						0
	<b>TOTAL EXPENDITURES</b>	\$0	\$0	\$0	\$0	\$0	\$0
	<b>RESERVES:</b>						
16446	Pioneer Cemetery Masterplan Implementation Reserve						0
	<b>TOTAL RESERVES</b>	\$0	\$0	\$0	\$0	\$0	\$0
	<b>TOTAL EXPENDITURES AND RESERVES</b>	\$0	\$0	\$0	\$0	\$0	\$0
	<b>ENDING PARKS FUND BALANCE</b>	\$0	\$1,070,185	\$168,219	\$6,000	\$0	\$1,244,404

## PARKS PROJECTS CAPITAL IMPROVEMENT PROGRAM

Fiscal Year 2020/21

CIP #		General Fund CIP 221	Dedication Post 1/1/99 222	Facilities Fee (PFF) 222	Developer Contributions 223	Grants 162	FY 20/21 Total
	<b>BEGINNING PARKS FUND BALANCE</b>	\$0	\$1,070,185	\$168,219	\$6,000	\$0	\$1,244,404
	<b>REVENUES:</b>						
	Park Dedication Fees	0	2,809,118	0	0	0	2,809,118
	<b>TOTAL FEE REVENUE</b>	\$0	\$2,809,118	\$0	\$0	\$0	\$2,809,118
	Grants from EBRPD						0
	Interest		39,000	2,000			41,000
	<b>TOTAL ESTIMATED REVENUES</b>	\$0	\$2,848,118	\$2,000	\$0	\$0	\$2,850,118
	<b>TRANSFERS FROM:</b>						
	Equipment Repair and Replacement Fund						0
	Facility Repair and Replacement Fund						0
	<b>TOTAL FUNDS AVAILABLE</b>	\$0	\$3,918,303	\$170,219	\$6,000	\$0	\$4,094,522
	<b>EXPENDITURES:</b>						
17706	Dolores Bengstrom Aquatic Center Locker Room Renovation						0
17746	Softball Fieldhouse and Score Keepers' Booth Renovation						0
17749	Castleridge Trail & Parking Improvements & Pedestrian Crossing						0
17750	Senior Center Facility Expansion Project - Design & Construction						0
17751	Expand Dog Park Parking Lot @ Cubby's Dog Park						0
17714	Amador Theater Facility Assessment						0
17753	Century House Facility Assessment & Masterplan						0
17747	Replace Concession Stand #2 at Ken Mercer Sports Park						0
18725	Alviso Adobe Strategic Plan Implementation						0
17753	Rotary Park - Phase II Land Acquisition Reserve						0
	<b>TOTAL EXPENDITURES</b>	\$0	\$0	\$0	\$0	\$0	\$0
	<b>RESERVES:</b>						
16446	Pioneer Cemetery Masterplan Implementation Reserve						0
	<b>TOTAL RESERVES</b>	\$0	\$0	\$0	\$0	\$0	\$0
	<b>TOTAL EXPENDITURES AND RESERVES</b>	\$0	\$0	\$0	\$0	\$0	\$0
	<b>ENDING PARKS FUND BALANCE</b>	\$0	\$3,918,303	\$170,219	\$6,000	\$0	\$4,094,522



# CAPITAL IMPROVEMENT PROGRAM

## MISCELLANEOUS





## MISCELLANEOUS PROJECTS CAPITAL IMPROVEMENT PROGRAM

### Fiscal Year 2017/18

CIP #		Public Facility Fees 154/203	Developer Contributions 405/204	Misc. Gen Fund CIP 151/201	Downtown & No. Pleasanton 153/202	Cemetery 366/401	Misc. Storm Drain Fund 357/441	FY 17/18 Total
	<b>BEGINNING MISCELLANEOUS FUND BALANCE</b>	\$3,094,926	\$0	\$0	\$3,639,666	(\$500,000)	\$19,109	\$6,253,701
	<b>REVENUES:</b>							
	Public Facilities Fee	629,178						629,178
	Vintage Village Fees		2,043,579					2,043,579
	<b>TOTAL FEE REVENUE</b>	\$629,178	\$2,043,579	\$0	\$0	\$0	\$0	\$2,672,757
								0
	Interest Income (including CIP Project Reserves)	37,000			36,000			73,000
	<b>TOTAL ESTIMATED REVENUES</b>	\$666,178	\$2,043,579	\$0	\$36,000	\$0	\$0	\$2,745,757
	<b>TRANSFER FROM:</b>							
	General Fund			\$2,695,725				2,695,725
	Capital Improvement Program Reserve (CIPR)							0
	LED Savings for CEC Loan Repayment			190,628				190,628
	Storm Drain Operating Fund 343/440						500,000	500,000
	<b>NET TRANSFERS IN/(OUT)</b>	\$0	\$0	\$2,886,353	\$0	\$0	\$500,000	\$3,386,353
	<b>TOTAL FUNDS AVAILABLE</b>	\$3,761,104	\$2,043,579	\$2,886,353	\$3,675,666	(\$500,000)	\$519,109	\$12,385,811
	<b>EXPENDITURES:</b>							
17423	Design & Construct "New" Fire Station #3 (CIP)	2,241,421	1,793,579					4,035,000
194xx	Remove City Hall Modular Buildings (CIP)							0
17416	Annual Soundwall Repair & Replacement	50,000		150,000				200,000
18423	Design EOC at Fire Training Facility (CIP)							0
18424	Design Fire Station #2 Improvements (CIP)							0
194xx	Design Undergrounding of Bernal Avenue Ditch (CIP)							0
17448	Expand Parking on Downtown Transportation Corridor			200,000				200,000
17429	Bi-Annual Fence Installation and Repair			50,000				50,000
17415	Bi-Annual Storm Repairs and Improvements						500,000	500,000
15436	LED Lighting Conversion - Downtown							0
17434	City Parking Lots - Resurfacing			200,000				200,000
94451	East County Animal Shelter Debt Service	15,000		15,000				30,000
15445	CEC LED Loan Repayment			190,628				190,628
17443	Annual Trash Capture Devices			300,000				300,000
17434	Yolanda Court Outfall Repair			250,000				250,000
174xx	Steam Preschool Subsidy		250,000					250,000
	<b>TOTAL EXPENDITURES</b>	\$2,306,421	\$2,043,579	\$1,355,628	\$0	\$0	\$500,000	\$6,205,628
	<b>RESERVES:</b>							
06418	Capital Improvement Program Reserve (CIPR)							0
16446	Pioneer Cemetery Masterplan Implementation Reserve							0
	<b>TOTAL RESERVES</b>	\$0	\$0	\$0	\$0	\$0	\$0	\$0
	<b>TOTAL EXPENDITURES AND RESERVES</b>	\$2,306,421	\$2,043,579	\$1,355,628	\$0	\$0	\$500,000	\$6,205,628
	<b>ENDING MISCELLANEOUS FUND BALANCE</b>	\$1,454,683	\$0	\$1,530,725	\$3,675,666	(\$500,000)	\$19,109	\$6,180,183

## MISCELLANEOUS PROJECTS CAPITAL IMPROVEMENT PROGRAM

### Fiscal Year 2018/19

CIP #		Public Facility Fees 154/203	Developer Contributions 405/204	Misc. Gen Fund CIP 151/201	Downtown & No. Pleasanton 153/202	Cemetery 366/401	Misc. Storm Drain Fund 357/441	FY 18/19 Total
	<b>BEGINNING MISCELLANEOUS FUND BALANCE</b>	\$1,454,683	\$0	\$1,530,725	\$3,675,666	(\$500,000)	\$19,109	\$6,180,183
	<b>REVENUES:</b>							
	Public Facilities Fee	420,336						420,336
	Vintage Village Fees							0
	<b>TOTAL FEE REVENUE</b>	\$420,336	\$0	\$0	\$0	\$0	\$0	\$420,336
								0
	Interest Income (including CIP Project Reserves)	19,000			37,000	0	0	56,000
	<b>TOTAL ESTIMATED REVENUES</b>	\$439,336	\$0	\$0	\$37,000	\$0	\$0	\$476,336
	<b>TRANSFER FROM:</b>							
	General Fund			\$2,619,474				2,619,474
	Capital Improvement Program Reserve (CIPR)							0
	LED Savings for CEC Loan Repayment			190,628				190,628
	Storm Drain Operating Fund 343/440							0
	<b>NET TRANSFERS IN/(OUT)</b>	\$0	\$0	\$2,810,102	\$0	\$0	\$0	\$2,810,102
	<b>TOTAL FUNDS AVAILABLE</b>	\$1,894,019	\$0	\$4,340,827	\$3,712,666	(\$500,000)	\$19,109	\$9,466,621
	<b>EXPENDITURES:</b>							
17423	Design & Construct "New" Fire Station #3 (CIP)							0
194xx	Remove City Hall Modular Buildings (CIP)							0
17416	Annual Soundwall Repair & Replacement	50,000		150,000				200,000
18423	Design EOC at Fire Training Facility (CIP)	400,000						400,000
18424	Design Fire Station #2 Improvements (CIP)	470,000						470,000
194xx	Design Undergrounding of Bernal Avenue Ditch (CIP)							0
17448	Expand Parking on Downtown Transportation Corridor			2,000,000				2,000,000
17429	Bi-Annual Fence Installation and Repair							0
17415	Bi-Annual Storm Repairs and Improvements							0
15436	LED Lighting Conversion - Downtown			750,000				750,000
17434	City Parking Lots - Resurfacing			100,000				100,000
94451	East County Animal Shelter Debt Service	15,000		15,000				30,000
15445	CEC LED Loan Repayment			190,628				190,628
17443	Annual Trash Capture Devices			300,000				300,000
17434	Yolanda Court Outfall Repair							0
174xx	Steam Preschool Subsidy							0
	<b>TOTAL EXPENDITURES</b>	\$935,000	\$0	\$3,505,628	\$0	\$0	\$0	\$4,440,628
	<b>RESERVES:</b>							
06418	Capital Improvement Program Reserve (CIPR)							0
16446	Pioneer Cemetery Masterplan Implementation Reserve							0
	<b>TOTAL RESERVES</b>	\$0	\$0	\$0	\$0	\$0	\$0	\$0
	<b>TOTAL EXPENDITURES AND RESERVES</b>	\$935,000	\$0	\$3,505,628	\$0	\$0	\$0	\$4,440,628
	<b>ENDING MISCELLANEOUS FUND BALANCE</b>	\$959,019	\$0	\$835,199	\$3,712,666	(\$500,000)	\$19,109	\$5,025,993

## MISCELLANEOUS PROJECTS CAPITAL IMPROVEMENT PROGRAM

### Fiscal Year 2019/20

CIP #		Public Facility Fees 154/203	Developer Contributions 405/204	Misc. Gen Fund CIP 151/201	Downtown & No. Pleasanton 153/202	Cemetery 366/401	Misc. Storm Drain Fund 357/441	FY 19/20 Total
	<b>BEGINNING MISCELLANEOUS FUND BALANCE</b>	\$959,019	\$0	\$835,199	\$3,712,666	(\$500,000)	\$19,109	\$5,025,993
	<b>REVENUES:</b>							
	Public Facilities Fee	696,999						696,999
	Vintage Village Fees							0
	<b>TOTAL FEE REVENUE</b>	\$696,999	\$0	\$0	\$0	\$0	\$0	\$696,999
								0
	Interest Income (including CIP Project Reserves)	17,000			37,000	0	0	54,000
	<b>TOTAL ESTIMATED REVENUES</b>	\$713,999	\$0	\$0	\$37,000	\$0	\$0	\$750,999
	<b>TRANSFER FROM:</b>							
	General Fund							0
	Capital Improvement Program Reserve (CIPR)							0
	LED Savings for CEC Loan Repayment			190,628				190,628
	Storm Drain Operating Fund 343/440						250,000	250,000
	<b>NET TRANSFERS IN/(OUT)</b>	\$0	\$0	\$190,628	\$0	\$0	\$250,000	\$440,628
	<b>TOTAL FUNDS AVAILABLE</b>	\$1,673,018	\$0	\$1,025,827	\$3,749,666	(\$500,000)	\$269,109	\$6,217,620
	<b>EXPENDITURES:</b>							
17423	Design & Construct "New" Fire Station #3 (CIP)							0
194xx	Remove City Hall Modular Buildings (CIP)	170,000						170,000
17416	Annual Soundwall Repair & Replacement	50,000		150,000				200,000
18423	Design EOC at Fire Training Facility (CIP)							0
18424	Design Fire Station #2 Improvements (CIP)							0
194xx	Design Undergrounding of Bernal Avenue Ditch (CIP)			175,000				175,000
17448	Expand Parking on Downtown Transportation Corridor							0
17429	Bi-Annual Fence Installation and Repair			50,000				50,000
17415	Bi-Annual Storm Repairs and Improvements						250,000	250,000
15436	LED Lighting Conversion - Downtown							0
17434	City Parking Lots - Resurfacing			200,000				200,000
94451	East County Animal Shelter Debt Service	15,000		15,000				30,000
15445	CEC LED Loan Repayment			190,628				190,628
17443	Annual Trash Capture Devices			300,000				300,000
17434	Yolanda Court Outfall Repair							0
174xx	Steam Preschool Subsidy							0
	<b>TOTAL EXPENDITURES</b>	\$235,000	\$0	\$1,080,628	\$0	\$0	\$250,000	\$1,565,628
	<b>RESERVES:</b>							
06418	Capital Improvement Program Reserve (CIPR)							0
16446	Pioneer Cemetery Masterplan Implementation Reserve							0
	<b>TOTAL RESERVES</b>	\$0	\$0	\$0	\$0	\$0	\$0	\$0
	<b>TOTAL EXPENDITURES AND RESERVES</b>	\$235,000	\$0	\$1,080,628	\$0	\$0	\$250,000	\$1,565,628
	<b>ENDING MISCELLANEOUS FUND BALANCE</b>	\$1,438,018	\$0	(\$54,801)	\$3,749,666	(\$500,000)	\$19,109	\$4,651,992

## MISCELLANEOUS PROJECTS CAPITAL IMPROVEMENT PROGRAM

### Fiscal Year 2020/21

CIP #		Public Facility Fees 154/203	Developer Contributions 405/204	Misc. Gen Fund CIP 151/201	Downtown & No. Pleasanton 153/202	Cemetery 366/401	Misc. Storm Drain Fund 357/441	FY 20/21 Total
	<b>BEGINNING MISCELLANEOUS FUND BALANCE</b>	\$1,438,018	\$0	(\$54,801)	\$3,749,666	(\$500,000)	\$19,109	\$4,651,992
	<b>REVENUES:</b>							
	Public Facilities Fee	1,135,966						1,135,966
	Vintage Village Fees							0
	<b>TOTAL FEE REVENUE</b>	\$1,135,966	\$0	\$0	\$0	\$0	\$0	\$1,135,966
								0
	Interest Income (including CIP Project Reserves)	26,000			37,000	0	0	63,000
	<b>TOTAL ESTIMATED REVENUES</b>	\$1,161,966	\$0	\$0	\$37,000	\$0	\$0	\$1,198,966
	<b>TRANSFER FROM:</b>							
	General Fund							0
	Capital Improvement Program Reserve (CIPR)			\$1,709,817				1,709,817
	LED Savings for CEC Loan Repayment			190,628				190,628
	Storm Drain Operating Fund 343/440							0
	<b>NET TRANSFERS IN/(OUT)</b>	\$0	\$0	\$1,900,445	\$0	\$0	\$0	\$1,900,445
	<b>TOTAL FUNDS AVAILABLE</b>	\$2,599,984	\$0	\$1,845,644	\$3,786,666	(\$500,000)	\$19,109	\$7,751,403
	<b>EXPENDITURES:</b>							
17423	Design & Construct "New" Fire Station #3 (CIP)							0
194xx	Remove City Hall Modular Buildings (CIP)							0
17416	Annual Soundwall Repair & Replacement	50,000		150,000				200,000
18423	Design EOC at Fire Training Facility (CIP)							0
18424	Design Fire Station #2 Improvements (CIP)							0
194xx	Design Undergrounding of Bernal Avenue Ditch (CIP)			175,000				175,000
17448	Expand Parking on Downtown Transportation Corridor							0
17429	Bi-Annual Fence Installation and Repair							0
17415	Bi-Annual Storm Repairs and Improvements							0
15436	LED Lighting Conversion - Downtown							0
17434	City Parking Lots - Resurfacing							0
94451	East County Animal Shelter Debt Service	15,000		15,000				30,000
15445	CEC LED Loan Repayment			190,628				190,628
17443	Annual Trash Capture Devices			300,000				300,000
17434	Yolanda Court Outfall Repair							0
174xx	Steam Preschool Subsidy							0
	<b>TOTAL EXPENDITURES</b>	\$65,000	\$0	\$830,628	\$0	\$0	\$0	\$895,628
	<b>RESERVES:</b>							
06418	Capital Improvement Program Reserve (CIPR)							0
16446	Pioneer Cemetery Masterplan Implementation Reserve							0
	<b>TOTAL RESERVES</b>	\$0	\$0	\$0	\$0	\$0	\$0	\$0
	<b>TOTAL EXPENDITURES AND RESERVES</b>	\$65,000	\$0	\$830,628	\$0	\$0	\$0	\$895,628
	<b>ENDING MISCELLANEOUS FUND BALANCE</b>	\$2,534,984	\$0	\$1,015,016	\$3,786,666	(\$500,000)	\$19,109	\$6,855,775

# CAPITAL IMPROVEMENT PROGRAM

## WATER







## WATER PROJECTS CAPITAL IMPROVEMENT PROGRAM

Fiscal Year 2017/18

CIP #		Replacement Fund 345/421	Expansion Fund 355/422	Recycled Water 320/426	Developer Contributions 497/231	FY 17/18 Total
	<b>BEGINNING WATER FUND BALANCE</b>	\$1,074,983	\$2,490,035	\$0	\$1,000	\$3,566,018
	<b>REVENUES:</b>					
	Water Connection Fees		139,753			139,753
	Recycled Water Revenue			350,000		350,000
	Reimbursements - County	750,000				750,000
	<b>TOTAL FEE REVENUE</b>	\$750,000	\$139,753	\$350,000	\$0	\$1,239,753
	Interest Income (Including Project Reserves)	70,000	25,000	3,500		98,500
	<b>TOTAL ESTIMATED REVENUES</b>	\$820,000	\$164,753	\$353,500	\$0	\$1,338,253
	<b>TRANSFERS FROM:</b>					
	Water M&O Fund - Replacement Accrual	4,565,885				4,565,885
	Water M&O Fund - Vineyard Ave. Corridor Fourth Tier Water Fees	100,000				100,000
	<b>NET TRANSFERS IN/(OUT)</b>	\$4,665,885	\$0	\$0	\$0	\$4,665,885
	<b>TOTAL FUNDS AVAILABLE</b>	\$6,560,868	\$2,654,788	\$353,500	\$1,000	\$9,570,156
	<b>EXPENDITURES:</b>					
17113	Annual Replacement of Polybutylene Service Laterals	175,000				175,000
17119	Annual Replacement of Water Meters	500,000				500,000
17128	Annual Water Main Replacement	920,000				920,000
17140	Annual Water Pump and Motor Repairs	110,000				110,000
18111	Bi-Annual Control Valve Improvements	0				0
17122	Bi-Annual Pressure Reducing Station Improvements	150,000				150,000
18110	Bi-Annual Water Electrical Panel Improvements	0				0
18122	Bi-Annual Water Emergency Generator Improvements	0				0
17100	Bi-Annual Water Quality Improvements	110,000				110,000
18127	Bi-Annual Water Tank Corrosion Repairs	0				0
17135	Bi-Annual Hydrant Lateral Replacement	200,000				200,000
18134	Annual Bridge Water Main Replacement	400,000				400,000
17136	Water Master Plan and Model Update-Additional Funding					0
18108	Water Pump and Motor Upsizing		280,000			280,000
17142	Water Telemetry Upgrades	200,000				200,000
17137	AMI Installation - Castelwood	750,000				750,000
17163	Water SCADA Update	200,000				200,000
17139	Tassajara Tank Potable Water Fill	200,000				200,000
	Expand Phase I Recycled Water Distribution System (CIP)					0
17162	General Fund - CIP Engineering and Inspection	389,700	43,300			433,000
999999	General Fund - Utility Cut Patching	125,000				125,000
	<b>TOTAL EXPENDITURES</b>	\$4,429,700	\$323,300	\$0	\$0	\$4,753,000
	<b>ENDING WATER FUND BALANCE</b>	\$2,131,168	\$2,331,488	\$353,500	\$1,000	\$4,817,156

## WATER PROJECTS CAPITAL IMPROVEMENT PROGRAM

Fiscal Year 2018/19

CIP #		Replacement Fund 421	Expansion Fund 422	Recycled Water 426	Developer Contributions 231	FY 18/19 Total
	<b>BEGINNING WATER FUND BALANCE</b>	\$2,131,168	\$2,331,488	\$353,500	\$1,000	\$4,817,156
	<b>REVENUES:</b>					
	Water Connection Fees		107,715			107,715
	Recycled Water Revenue			350,000		350,000
	Reimbursements - County					0
	<b>TOTAL FEE REVENUE</b>	\$0	\$107,715	\$350,000	\$0	\$457,715
	Interest Income (Including Project Reserves)	70,000	23,000	3,500		96,500
	<b>TOTAL ESTIMATED REVENUES</b>	\$70,000	\$130,715	\$353,500	\$0	\$554,215
	<b>TRANSFERS FROM:</b>					
	Water M&O Fund - Replacement Accrual	1,800,000				1,800,000
	Water M&O Fund - Vineyard Ave. Corridor Fourth Tier Water Fees	100,000				100,000
	<b>NET TRANSFERS IN/(OUT)</b>	\$1,900,000	\$0	\$0	\$0	\$1,900,000
	<b>TOTAL FUNDS AVAILABLE</b>	\$4,101,168	\$2,462,203	\$707,000	\$1,000	\$7,271,371
	<b>EXPENDITURES:</b>					
xx113	Annual Replacement of Polybutylene Service Laterals	175,000				175,000
xx140	Annual Replacement of Water Meters	25,000				25,000
xx128	Annual Water Main Replacement	945,000				945,000
xx119	Annual Water Pump and Motor Repairs	110,000				110,000
xx111	Bi-Annual Control Valve Improvements	165,000				165,000
xx138	Bi-Annual Pressure Reducing Station Improvements	0				0
xx110	Bi-Annual Water Electrical Panel Improvements	55,000				55,000
xx122	Bi-Annual Water Emergency Generator Improvements	55,000				55,000
xx100	Bi-Annual Water Quality Improvements	0				0
xx127	Bi-Annual Water Tank Corrosion Repairs	220,000				220,000
xx135	Bi-Annual Hydrant Lateral Replacement	0				0
xx136	Annual Bridge Water Main Replacement	400,000				400,000
15147	Water Master Plan and Model Update-Additional Funding	200,000				200,000
xx108	Water Pump and Motor Upsizing	0				0
xx142	Water Telemetry Upgrades	100,000				100,000
17137	AMI Installation - Castelwood					0
17153	Water SCADA Update					0
17139	Tassajara Tank Potable Water Fill					0
	Expand Phase I Recycled Water Distribution System (CIP)					0
999999	General Fund - CIP Engineering and Inspection	400,500	44,500			445,000
999999	General Fund - Utility Cut Patching	130,000				130,000
	<b>TOTAL EXPENDITURES</b>	\$2,980,500	\$44,500	\$0	\$0	\$3,025,000
	<b>ENDING WATER FUND BALANCE</b>	\$1,120,668	\$2,417,703	\$707,000	\$1,000	\$4,246,371

## WATER PROJECTS CAPITAL IMPROVEMENT PROGRAM

Fiscal Year 2019/20

CIP #		Replacement Fund 421	Expansion Fund 422	Recycled Water 426	Developer Contributions 231	FY 19/20 Total
	<b>BEGINNING WATER FUND BALANCE</b>	\$1,120,668	\$2,417,703	\$707,000	\$1,000	\$4,246,371
	<b>REVENUES:</b>					
	Water Connection Fees		262,410			262,410
	Recycled Water Revenue			350,000		350,000
	Reimbursements - County					0
	<b>TOTAL FEE REVENUE</b>	\$0	\$262,410	\$350,000	\$0	\$612,410
	Interest Income (Including Project Reserves)	0	24,000	3,500		27,500
	<b>TOTAL ESTIMATED REVENUES</b>	\$0	\$286,410	\$353,500	\$0	\$639,910
	<b>TRANSFERS FROM:</b>					
	Water M&O Fund - Replacement Accrual	1,800,000				1,800,000
	Water M&O Fund - Vineyard Ave. Corridor Fourth Tier Water	100,000				100,000
	<b>NET TRANSFERS IN/(OUT)</b>	\$1,900,000	\$0	\$0	\$0	\$1,900,000
	<b>TOTAL FUNDS AVAILABLE</b>	\$3,020,668	\$2,704,113	\$1,060,500	\$1,000	\$6,786,281
	<b>EXPENDITURES:</b>					
xx113	Annual Replacement of Polybutylene Service Laterals	175,000				175,000
xx140	Annual Replacement of Water Meters	25,000				25,000
xx128	Annual Water Main Replacement	1,085,000				1,085,000
xx119	Annual Water Pump and Motor Repairs	115,000				115,000
xx111	Bi-Annual Control Valve Improvements	0				0
xx138	Bi-Annual Pressure Reducing Station Improvements	150,000				150,000
xx110	Bi-Annual Water Electrical Panel Improvements	0				0
xx122	Bi-Annual Water Emergency Generator Improvements	0				0
xx100	Bi-Annual Water Quality Improvements	120,000				120,000
xx127	Bi-Annual Water Tank Corrosion Repairs	0				0
xx135	Bi-Annual Hydrant Lateral Replacement	200,000				200,000
xx136	Annual Bridge Water Main Replacement	400,000				400,000
15147	Water Master Plan and Model Update-Additional Funding	0				0
xx108	Water Pump and Motor Upsizing		280,000			280,000
xx142	Water Telemetry Upgrades	100,000				100,000
17137	AMI Installation - Castelwood					0
17153	Water SCADA Update					0
17139	Tassajara Tank Potable Water Fill					0
	Expand Phase I Recycled Water Distribution System (CIP)			1,000,000		1,000,000
999999	General Fund - CIP Engineering and Inspection	414,000	46,000			460,000
999999	General Fund - Utility Cut Patching	130,000				130,000
	<b>TOTAL EXPENDITURES</b>	\$2,914,000	\$326,000	\$1,000,000	\$0	\$4,240,000
	<b>ENDING WATER FUND BALANCE</b>	\$106,668	\$2,378,113	\$60,500	\$1,000	\$2,546,281

## WATER PROJECTS CAPITAL IMPROVEMENT PROGRAM

Fiscal Year 2020/21

CIP #		Replacement Fund 421	Expansion Fund 422	Recycled Water 426	Developer Contributions 231	FY 20/21 Total
	<b>BEGINNING WATER FUND BALANCE</b>	\$106,668	\$2,378,113	\$60,500	\$1,000	\$2,546,281
	<b>REVENUES:</b>					
	Water Connection Fees		150,795			150,795
	Recycled Water Revenue			350,000		350,000
	Reimbursements - County					
	<b>TOTAL FEE REVENUE</b>	\$0	\$150,795	\$350,000	\$0	\$500,795
	Interest Income (Including Project Reserves)	0	24,000	3,500		27,500
	<b>TOTAL ESTIMATED REVENUES</b>	\$0	\$174,795	\$353,500	\$0	\$528,295
	<b>TRANSFERS FROM:</b>					
	Water M&O Fund - Replacement Accrual	1,800,000				1,800,000
	Water M&O Fund - Vineyard Ave. Corridor Fourth Tier Water	100,000				100,000
	<b>NET TRANSFERS IN/(OUT)</b>	\$1,900,000	\$0	\$0	\$0	\$1,900,000
	<b>TOTAL FUNDS AVAILABLE</b>	\$2,006,668	\$2,552,908	\$414,000	\$1,000	\$4,974,576
	<b>EXPENDITURES:</b>					
xx113	Annual Replacement of Polybutylene Service Laterals	175,000				175,000
xx140	Annual Replacement of Water Meters	25,000				25,000
xx128	Annual Water Main Replacement	1,195,000				1,195,000
xx119	Annual Water Pump and Motor Repairs	115,000				115,000
xx111	Bi-Annual Control Valve Improvements	165,000				165,000
xx138	Bi-Annual Pressure Reducing Station Improvements	0				0
xx110	Bi-Annual Water Electrical Panel Improvements	55,000				55,000
xx122	Bi-Annual Water Emergency Generator Improvements	55,000				55,000
xx100	Bi-Annual Water Quality Improvements	0				0
xx127	Bi-Annual Water Tank Corrosion Repairs	285,000				285,000
xx135	Bi-Annual Hydrant Lateral Replacement	0				0
xx136	Annual Bridge Water Main Replacement	400,000				400,000
15147	Water Master Plan and Model Update-Additional Funding	0				0
xx108	Water Pump and Motor Upsizing	0				0
xx142	Water Telemetry Upgrades	100,000				100,000
17137	AMI Installation - Castelwood					0
17153	Water SCADA Update					0
17139	Tassajara Tank Potable Water Fill					0
	Expand Phase I Recycled Water Distribution System (CIP)					0
999999	General Fund - CIP Engineering and Inspection	429,300	47,700			477,000
999999	General Fund - Utility Cut Patching	130,000				130,000
	<b>TOTAL EXPENDITURES</b>	\$3,129,300	\$47,700	\$0	\$0	\$3,177,000
	<b>ENDING WATER FUND BALANCE</b>	(\$1,122,632)	\$2,505,208	\$414,000	\$1,000	\$1,797,576

# CAPITAL IMPROVEMENT PROGRAM

## SEWER





## SEWER PROJECTS CAPITAL IMPROVEMENT PROGRAM

Fiscal Year 2017/18

CIP #		Expansion Fund 432	Replacement Fund 431	Developer Contributions 241	FY 17/18 Total
	<b>BEGINNING SEWER FUND BALANCE</b>	\$1,881,511	\$2,627,525	\$2,000	\$4,511,036
	<b>REVENUES:</b>				
	Sewer Connection Fees	73,853	0	0	73,853
	<b>TOTAL FEE REVENUE</b>	\$73,853	\$0	\$0	\$73,853
	Interest Income (Including Project Reserves)	19,000	26,000		45,000
	<b>TOTAL ESTIMATED REVENUES</b>	\$92,853	\$26,000	\$0	\$118,853
	<b>TRANSFERS FROM:</b>				
	Sewer M&O Fund - Replacement Accrual	0	1,200,000	0	1,200,000
	<b>NET TRANSFERS IN/(OUT)</b>	\$0	\$1,200,000	\$0	\$1,200,000
	<b>TOTAL FUNDS AVAILABLE</b>	\$1,974,364	\$3,853,525	\$2,000	\$5,829,889
	<b>EXPENDITURES:</b>				
17260	Val Vista Underdrain to Sewer		250,000		250,000
17202	Annual Sewer Main Replacement and Improvements		920,000		920,000
17240	Annual Sewer Pump and Motor Repairs		50,000		50,000
18210	Bi-Annual Sewer Electrical Panel Improvements				0
18212	Bi-Annual Sewer Emergency Generator Improvements				0
17201	Bi-Annual Sewer Maintenance Hole Improvements		150,000		150,000
17242	Annual Reinforced Sewer Main @ Arroyo Crossings		500,000		500,000
17261	SCADA Update		100,000		100,000
18233	Vineyard Avenue Sewer Trench Repairs				0
99999	General Fund - CIP Engineering and Inspection		250,000		250,000
	<b>TOTAL SEWER PROJECTS</b>	\$0	\$2,220,000	\$0	\$2,220,000
	<b>ENDING SEWER FUND BALANCE</b>	\$1,974,364	\$1,633,525	\$2,000	\$3,609,889

## SEWER PROJECTS CAPITAL IMPROVEMENT PROGRAM

Fiscal Year 2018/19

CIP #		Expansion Fund 432	Replacement Fund 431	Developer Contributions 241	FY 18/19 Total
	<b>BEGINNING SEWER FUND BALANCE</b>	\$1,974,364	\$1,633,525	\$2,000	\$3,609,889
	<b>REVENUES:</b>				
	Sewer Connection Fees	44,312	0	0	44,312
	<b>TOTAL FEE REVENUE</b>	\$44,312	\$0	\$0	\$44,312
	Interest Income (Including Project Reserves)	20,000	16,000		36,000
	<b>TOTAL ESTIMATED REVENUES</b>	\$64,312	\$16,000	\$0	\$80,312
	<b>TRANSFERS FROM:</b>				
	Sewer M&O Fund - Replacement Accrual	0	1,200,000	0	1,200,000
	<b>NET TRANSFERS IN/(OUT)</b>	\$0	\$1,200,000	\$0	\$1,200,000
	<b>TOTAL FUNDS AVAILABLE</b>	\$2,038,676	\$2,849,525	\$2,000	\$4,890,201
	<b>EXPENDITURES:</b>				
17260	Val Vista Underdrain to Sewer				0
17202	Annual Sewer Main Replacement and Improvements		945,000		945,000
17240	Annual Sewer Pump and Motor Repairs		55,000		55,000
18210	Bi-Annual Sewer Electrical Panel Improvements		55,000		55,000
18212	Bi-Annual Sewer Emergency Generator Improvements		55,000		55,000
17201	Bi-Annual Sewer Maintenance Hole Improvements				0
17242	Annual Reinforced Sewer Main @ Arroyo Crossings		500,000		500,000
17261	SCADA Update				0
18233	Vineyard Avenue Sewer Trench Repairs		150,000		150,000
99999	General Fund - CIP Engineering and Inspection		250,000		250,000
	<b>TOTAL SEWER PROJECTS</b>	\$0	\$2,010,000	\$0	\$2,010,000
	<b>ENDING SEWER FUND BALANCE</b>	\$2,038,676	\$839,525	\$2,000	\$2,880,201



## SEWER PROJECTS CAPITAL IMPROVEMENT PROGRAM

Fiscal Year 2019/20

CIP #		Expansion Fund 432	Replacement Fund 431	Developer Contributions 241	FY 19/20 Total
	<b>BEGINNING SEWER FUND BALANCE</b>	\$2,038,676	\$839,525	\$2,000	\$2,880,201
	<b>REVENUES:</b>				
	Sewer Connection Fees	73,398	0	0	73,398
	<b>TOTAL FEE REVENUE</b>	\$73,398	\$0	\$0	\$73,398
	Interest Income (Including Project Reserves)	20,000	8,000		28,000
	<b>TOTAL ESTIMATED REVENUES</b>	\$93,398	\$8,000	\$0	\$101,398
	<b>TRANSFERS FROM:</b>				
	Sewer M&O Fund - Replacement Accrual	0	1,200,000	0	1,200,000
	<b>NET TRANSFERS IN/(OUT)</b>	\$0	\$1,200,000	\$0	\$1,200,000
	<b>TOTAL FUNDS AVAILABLE</b>	\$2,132,074	\$2,047,525	\$2,000	\$4,181,599
	<b>EXPENDITURES:</b>				
17260	Val Vista Underdrain to Sewer				0
17202	Annual Sewer Main Replacement and Improvements		970,000		970,000
17240	Annual Sewer Pump and Motor Repairs		55,000		55,000
18210	Bi-Annual Sewer Electrical Panel Improvements				0
18212	Bi-Annual Sewer Emergency Generator Improvements				0
17201	Bi-Annual Sewer Maintenance Hole Improvements		160,000		160,000
17242	Annual Reinforced Sewer Main @ Arroyo Crossings		500,000		500,000
17261	SCADA Update				0
18233	Vineyard Avenue Sewer Trench Repairs				0
99999	General Fund - CIP Engineering and Inspection		270,000		270,000
	<b>TOTAL SEWER PROJECTS</b>	\$0	\$1,955,000	\$0	\$1,955,000
	<b>ENDING SEWER FUND BALANCE</b>	\$2,132,074	\$92,525	\$2,000	\$2,226,599

## SEWER PROJECTS CAPITAL IMPROVEMENT PROGRAM

Fiscal Year 2020/21

CIP #		Expansion Fund 432	Replacement Fund 431	Developer Contributions 241	FY 20/21 Total
	<b>BEGINNING SEWER FUND BALANCE</b>	\$2,132,074	\$92,525	\$2,000	\$2,226,599
	<b>REVENUES:</b>				
	Sewer Connection Fees	175,949	0	0	175,949
	<b>TOTAL FEE REVENUE</b>	\$175,949	\$0	\$0	\$175,949
	Interest Income (Including Project Reserves)	21,000	1,000		22,000
	<b>TOTAL ESTIMATED REVENUES</b>	\$196,949	\$1,000	\$0	\$197,949
	<b>TRANSFERS FROM:</b>				
	Sewer M&O Fund - Replacement Accrual	0	1,850,000	0	1,850,000
	<b>NET TRANSFERS IN/(OUT)</b>	\$0	\$1,850,000	\$0	\$1,850,000
	<b>TOTAL FUNDS AVAILABLE</b>	\$2,329,023	\$1,943,525	\$2,000	\$4,274,548
	<b>EXPENDITURES:</b>				
17260	Val Vista Underdrain to Sewer				0
17202	Annual Sewer Main Replacement and Improvements		995,000		995,000
17240	Annual Sewer Pump and Motor Repairs		60,000		60,000
18210	Bi-Annual Sewer Electrical Panel Improvements		55,000		55,000
18212	Bi-Annual Sewer Emergency Generator Improvements		55,000		55,000
17201	Bi-Annual Sewer Maintenance Hole Improvements				0
17242	Annual Reinforced Sewer Main @ Arroyo Crossings		500,000		500,000
17261	SCADA Update				0
18233	Vineyard Avenue Sewer Trench Repairs				0
99999	General Fund - CIP Engineering and Inspection		278,000		278,000
	<b>TOTAL SEWER PROJECTS</b>	\$0	\$1,943,000	\$0	\$1,943,000
	<b>ENDING SEWER FUND BALANCE</b>	\$2,329,023	\$525	\$2,000	\$2,331,548

# **CAPITAL IMPROVEMENT PROGRAM**

## **Appendix B**

### **Active Previously Approved Carry Over Projects**





This page intentionally left blank.

FY 2016/17  
CAPITAL IMPROVEMENT PROGRAM  
STREETS PROJECTS

CIP #	Adjusted Budget				Traffic Fee-Bernal 213	Gas Tax 160	Meas B & BB 164/170 Veh Reg 166	Meas B & BB Bike & Ped 163/165	Grants 162	Dev Contrib/ Specific Plans 215, 167	Assessment District 216217	Total
	Streets GF CIP 211	Traffic Dev Fee 211/212/214	Traffic Fee-Bernal 213	Gas Tax 160								
	\$3,674,798	\$10,446,699	\$1,654,752	\$3,597,750	\$1,665,408	\$338,781	(\$19,938)	\$8,110,936	\$1,369,316	\$30,838,502		
<b>REVENUES:</b>												
		0	5,082,277	0	0	0	0	0	0	0	0	5,082,277
		0	663,601	0	0	0	0	0	0	0	0	663,601
		0	8,000	0	0	0	0	0	0	0	0	8,000
		\$0	\$5,753,878	\$0	\$0	\$0	\$225,500	\$0	\$0	\$5,979,378	\$0	\$5,979,378
		0	0	0	0	726,000	0	0	0	0	0	726,000
		0	0	0	0	0	180,000	0	0	0	0	180,000
		0	0	0	0	0	25,000	0	0	0	0	25,000
		0	0	0	0	0	0	832,000	0	0	0	832,000
		0	0	0	0	0	0	491,010	0	0	0	491,010
		0	0	0	0	0	0	1,300,000	0	0	0	1,300,000
		0	0	0	0	181,525	0	0	0	0	0	181,525
		0	0	0	0	467,488	0	0	0	0	0	467,488
		0	0	0	0	649,182	0	0	0	0	0	649,182
		0	0	0	0	232,985	0	0	0	0	0	232,985
		0	0	0	0	7,500	0	0	0	0	0	7,500
		0	0	0	0	0	800,000	0	0	0	0	800,000
		0	0	0	0	0	0	218,000	0	0	0	218,000
		0	0	0	0	338,000	0	0	0	0	0	338,000
		2,862,311	0	0	0	0	0	0	0	0	0	2,862,311
		28,200	41,000	20,000	19,000	5,500	8,000	0	0	55,000	10,000	186,700
		\$2,890,511	\$5,794,878	\$20,000	\$1,557,680	\$1,869,500	\$431,000	\$2,848,510	\$55,000	\$10,000	\$15,477,079	
		775,000	0	0	0	0	0	0	0	0	0	775,000
		775,000	0	0	0	0	0	0	0	0	0	775,000
		\$7,340,309	\$16,241,577	\$1,674,752	\$5,155,430	\$3,534,908	\$769,781	\$2,828,572	\$8,165,936	\$1,379,316	\$47,090,581	
			223,960	256,040	0	0	0	0	0	0	0	480,000
		0	0	3,756	0	0	0	0	0	0	0	3,756
		4,548,285	239,398	0	300,000	0	103,194	225,500	463,930	0	0	5,880,307
		557,781	0	0	0	0	0	0	740,066	0	0	1,297,847
		0	0	0	0	0	0	0	4,297	0	0	4,297
		0	6,709	0	0	0	0	0	0	0	0	6,709
		0	0	0	0	0	0	0	967,372	0	0	967,372
		0	0	0	35,230	0	0	0	0	0	0	35,230
		65,000	0	0	125,000	0	0	0	0	0	0	190,000
		0	0	0	0	0	0	0	27,827	0	0	27,827
		0	0	0	0	0	0	0	30,673	0	0	30,673
		33,000	0	0	0	0	0	0	0	0	0	33,000
		164,000	0	0	62,541	0	0	1,782,796	0	0	0	2,009,337
		0	0	0	0	0	0	0	644,907	0	0	644,907
		600,000	0	0	0	0	0	0	0	0	0	600,000
		0	0	0	73,840	0	0	0	0	0	0	73,840
		0	0	299,318	0	0	0	0	0	0	0	299,318
		120,000	0	926,362	130,000	0	0	0	0	0	0	1,176,362
		150,000	0	0	0	0	0	0	0	0	0	150,000

FY 2016/17  
CAPITAL IMPROVEMENT PROGRAM  
STREETS PROJECTS

CIP #	Description	Adjusted Budget			Traffic Fee-Bernal 213	Gas Tax 160	Meas B & BB 164/170 Veh Reg 166	Meas B & BB Bike & Ped 163/165	Grants 162	Dev Contrib/ Specific Plans 215, 167	Assessment District 216217	Total
		Streets CIP 211	Traffic Dev Fee 211/212/214	Traffic Fee-Bernal 213								
15525	Hopyard Road and Owens Drive Intersection Improvements	0	530,000	0	0	0	0	0	0	0	530,000	
15526	Street Reconstruction - Valley Ave., (Bernal to Hopyard) and Hopyard Road (Black to Del Valle Parkway) Resurfacing (OBAG Cycle I)	2,38,000	0	0	0	0	0	832,000	0	0	1,070,000	
15549	Black Avenue Traffic Calming Phase II	147,388	0	0	0	0	0	0	0	0	147,388	
1555	Traffic Signals Installation at Amador Valley High School	0	428,145	0	0	0	0	0	0	0	428,145	
15551	I-680 Sunol Boulevard Improvement - Phase I	0	650,000	0	0	0	0	0	0	0	650,000	
15554	Traffic Model Update	0	227,408	0	0	0	0	0	0	0	227,408	
16506	Right of Way Transfer to Caltrans	0	170,000	0	0	0	0	0	0	0	170,000	
xx503	Annual Resurfacing of Various City Streets #095003, #105003, #115003, #125003, #135003	256,565	0	0	953,945	1,389,489	0	0	0	0	2,599,999	
16503	Annual Street Resurfacing and Reconstruction	175,000	0	0	750,000	1,775,000	0	0	0	0	2,700,000	
16504	Annual Slurry Sealing of Various Streets	0	0	0	750,000	0	0	0	0	0	750,000	
xx505	Annual Sidewalk & Intersection Ramp Installations #105005, #115005, #125005, #135005	0	0	0	237,172	0	0	0	0	0	237,172	
16505	Annual Sidewalk and Intersection Ramp Installations	0	0	0	200,000	0	0	0	0	0	200,000	
xx507	Annual Traffic Buttons & Line Markers Installation #115007, #135007	0	0	0	31,163	0	0	0	0	0	31,163	
16507	Annual Traffic Buttons and Line Marker Installation	0	0	0	50,000	0	0	0	0	0	50,000	
xx509	Annual Curb/Gutter Replacements for Street Resurfacing Projects #105009, #115009, #125009, #135009	0	0	0	250,000	0	0	0	0	0	250,000	
16509	Annual Curb and Gutter for Street Resurfacing Projects	0	0	0	250,000	0	0	0	0	0	250,000	
16512	Annual Sidewalk Maintenance	0	0	0	150,000	0	0	0	0	0	150,000	
xx518	Bi-Annual Bridge Maint. Program including Bernal Bridge Near Foothill Rd. #115018, #135018	31,983	0	0	144,072	0	0	0	0	0	176,055	
16518	Bi-Annual Bridge Evaluation Program	0	0	0	50,000	89,046	0	0	0	0	139,046	
16521	Bi-Annual Evaluation/Reclassification of Street Surfaces	0	0	0	50,000	0	0	0	663,041	0	713,041	
xx541	Intersection Improvements-Variou Locations #115041, #125041, #135041	0	208,603	0	0	0	0	0	0	0	208,603	
xx543	Annual Bicycle & Pedestrian Related Improvements #095043, #105043, #115043, #125043, #135043	0	0	0	0	0	446,648	0	0	0	446,648	
xx555	Bi-Annual Neighborhood Traf Calm Device #105055, #125055, #145055	4,830	0	0	0	89,046	0	0	0	0	93,876	
80532	Clara Lane Extension	0	0	0	0	0	0	0	0	0	0	
93530	Extension of Livingston Way	0	0	0	0	0	0	0	25,479	0	25,479	
97539	Santa Rita at Valley Intersection Improvements (NPID#1)	0	0	0	0	0	0	0	0	1,086,118	1,086,118	
98516	Dublin Canyon Road Widening	0	0	0	0	0	0	0	2,332,705	0	2,332,705	
99567	Bernal Avenue at Arroyo Del Valle (Construct Second Bridge)	278,998	0	0	79,468	0	0	0	0	0	358,466	
99999	To General Fund - Gas Tax Administration	0	0	0	7,500	0	0	0	0	0	7,500	
99999	To General Fund - Congestion Mgmt	0	0	0	0	38,500	0	0	0	0	38,500	
99999	To General Funded - NPID Reimbursement	0	0	0	0	0	0	0	0	0	0	
99999	To General Fund - Landscape NPID	0	0	0	0	0	0	0	0	25,750	25,750	
99999	Future Designated CIP Projects*	0	0	0	0	0	0	0	1,032,239	0	1,032,239	
	<b>STREET EXPENDITURES</b>	\$7,594,790	\$2,716,303	\$1,229,436	\$4,679,931	\$3,292,035	\$549,842	\$2,840,296	\$6,932,536	\$1,111,868	\$30,947,037	
	<b>RESERVES:</b>											
15041	Tri-Valley Transportation Development Fee Reserve	0	1,537,993	0	0	0	0	0	0	0	1,537,993	
25023	Dougherty Valley Mitigation Revenue Reserve	0	209,074	0	0	0	0	0	0	0	209,074	
35006	Happy Valley Bypass Road Reserve	0	0	0	0	0	0	0	645,905	0	645,905	
98590	Dublin Reimbursement for Future Projects Reserve	0	2,841,377	0	0	0	0	0	0	0	2,841,377	
	<b>TOTAL RESERVES</b>	0	4,588,444	0	0	0	0	0	645,905	0	5,234,349	
	<b>TOTAL EXPENDITURES AND RESERVES</b>	7,594,790	7,304,747	1,229,436	4,679,931	3,292,035	549,842	2,840,296	7,578,441	1,111,868	36,181,386	
	<b>ENDING STREETS FUND BALANCE</b>	(\$2,54,481)	\$8,936,830	\$445,316	\$475,499	\$242,873	\$219,939	(\$11,724)	\$587,495	\$267,448	\$10,909,195	

**FY 2016/17  
CAPITAL IMPROVEMENT PROGRAM  
PARKS PROJECTS**

CIP #	Adjusted Budget							Total
	Parks General Fund CIP 221	Park Dedication Post 11/199 222	Public Facilities Fee (PFF) 222	Developer Contributions 223	Grants 162	Marilyn Kane Trail Reserve 161		
	<b>BEGINNING PARKS FUND BALANCE</b>	\$1,971,016	7,698,537	883,271	\$12,567	(\$680,538)	\$107,573	\$9,992,426
	<b>REVENUES:</b>							
	Park Dedication Fees	0	7,410,373	0	0	0	0	7,410,373
	<b>TOTAL FEE REVENUE</b>	\$0	\$7,410,373	\$0	\$0	\$0	\$0	\$7,410,373
	East Bay Regional Park District Measure WW Park Bond Ext. Grant	0	0	0	0	680,538	0	680,538
	Interest	10,000	44,800	200	3,000	0	800	58,800
	<b>TOTAL ESTIMATED REVENUES</b>	\$10,000	\$7,455,173	\$200	\$3,000	\$680,538	\$800	\$8,149,711
	<b>TRANSFERS FROM:</b>							
	Housing Fund for Kottinger Park Emergency & Maint Access Path	0	100,000	0	0	0	0	100,000
	<b>TOTAL ESTIMATED TRANSFERS</b>	\$0	\$100,000	\$0	\$0	\$0	\$0	\$100,000
	<b>TOTAL FUNDS AVAILABLE</b>	\$1,981,016	\$15,253,710	\$883,471	\$15,567	\$0	\$108,373	\$18,242,137
	<b>EXPENDITURES:</b>							
06716	Lions Wayside and Delucchi Parks (Design and Construction)	70,392	4,496,637	0	0	0	0	4,567,029
01745	Bernal Property Improvements (Phase II)	3,328,714	350,000	0	12,567	0	0	3,691,281
14731	Pleasanton Tennis & Community Park - Two Add'l Tennis Courts	19,240	548,750	0	0	0	0	567,990
15734	Marilyn Kane Trail Add'l Tree Planting (Design and Construction)	0	91,595	0	0	0	172,005	263,600
16726	Kottinger Park Emergency & Maint Access Path	0	100,000	0	0	0	0	100,000
16725	Bocce Ball Courts	0	85,000	0	0	0	0	85,000
16733	Pleasanton Tennis and Community Park Lights to LED Fixtures	0	120,000	0	0	0	0	120,000
16734	Trails Master plan	0	60,000	0	0	0	0	60,000
14734	Bernal Property - Off-Leash Dog Park (Construction)	0	458,244	7,350	0	0	0	465,594
15808	Pleasanton Pioneer Cemetery Improvements and Veterans Memorial	0	317,837	0	0	0	0	317,837
15735	Bernal Property - Community Farm Master Plan	0	98,505	0	0	0	0	98,505
	<b>TOTAL EXPENDITURES</b>	3,418,346	6,726,568	7,350	12,567	0	172,005	10,336,836
	<b>RESERVES:</b>							
01737	General Trail Improvements and Development Reserve	178,480	652,941	0	0	0	0	831,421
03728	New Community Park: Site Acquisition Reserve	207,447	6,501,477	0	0	0	0	6,708,924
04721	Bernal Property Trail Reserve	152,000	0	0	0	0	0	152,000
	<b>TOTAL RESERVES</b>	\$537,927	\$7,154,418	\$0	\$0	\$0	\$0	\$7,692,345
	<b>TOTAL EXPENDITURES AND RESERVES</b>	\$3,956,273	\$13,880,986	\$7,350	\$12,567	\$0	\$172,005	\$18,029,181
	<b>ENDING PARKS FUND BALANCE *</b>	(\$1,975,257)	\$1,372,724	\$876,121	\$3,000	\$0	(\$63,632)	\$212,956

\* Bernal Park donation of \$2 million from F107 is not reflected on the fund balance



FY 2016/17  
CAPITAL IMPROVEMENT PROGRAM  
MISCELLANEOUS PROJECTS

CIP #		Adjusted Budget							Total
		Public Facility Fees 203	Developer Contributions 204	Misc. Gen Fund CIP 201	Downtown & No. Pleasanton 202	Cemetery 401	Happy Valley Specific Plan 167	Misc. Storm Drain Fund 441	
	<b>BEGINNING MISCELLANEOUS FUND BALANCE</b>	\$5,485,991	\$0	\$7,962,966	\$3,615,356	\$154,031	\$134	\$184,949	\$17,403,427
	<b>REVENUES:</b>								
	Public Facilities Fee	3,094,926	0	0	0	0	0	0	3,094,926
	<b>TOTAL FEE REVENUE</b>	\$3,094,926	\$0	\$0	\$0	\$0	\$0	\$0	\$3,094,926
	Interest Income (including CIP Project Reserves)	26,000	0	26,000	26,000	0	0	1,000	79,000
	<b>TOTAL ESTIMATED REVENUES</b>	\$3,120,926	\$0	\$26,000	\$26,000	\$0	\$0	\$1,000	\$3,173,926
	<b>TRANSFER FROM:</b>								
	General Fund	0	0	5,004,589	0	0	0	0	5,004,589
	LED Savings for CEC Loan Repayment	0	0	190,628	0	0	0	0	190,628
	Storm Drain Operating Fund 343	0	0	0	0	0	0	250,000	250,000
	<b>TRANSFERS TO:</b>								
	Streets GF CIP Fund	0	0	(775,000)	0	0	0	0	(775,000)
	<b>NET TRANSFERS IN/(OUT)</b>	\$0	\$0	\$4,420,217	\$0	\$0	\$0	\$250,000	\$4,670,217
	<b>TOTAL FUNDS AVAILABLE</b>	\$8,606,917	\$0	\$12,409,183	\$3,641,356	\$154,031	\$134	\$435,949	\$25,247,570
	<b>EXPENDITURES:</b>								
16437	ADA Transition Plan	0	0	120,000	0	0	0	0	120,000
16439	Misc Maintenance Management Software	0	0	66,667	0	0	0	0	66,667
16442	Trash Management Assessment Study	0	0	0	0	0	0	50,000	50,000
16443	Trash Capture Device	0	0	0	0	0	0	300,000	300,000
15445	CEC LED Loan Repayment	0	0	190,628	0	0	0	0	190,628
16416	Annual Soundwall Repair & Replacement	50,000	0	50,000	0	0	0	0	100,000
94451	East County Animal Shelter Debt Service	15,000	0	15,000	0	0	0	0	30,000
01444	Downtown Parking Improvements Including Improvements to the Alameda County Transportation Corridor (ACTC)	0	0	316,969	0	0	0	0	316,969
06451	Landscape Median Construction and Renovation	30,000	0	115,862	0	0	0	0	145,862
11429	Fire Station #4 - Repairs to Upper Parapet Walls	40,464	0	159,536	0	0	0	0	200,000
13429	Bi-Annual Fence Installation & Repair	0	0	17,751	0	0	0	0	17,751
13416	Bi-Annual Soundwall Repair & Replacement	25,000	0	75,000	0	0	0	0	100,000
13434	City Parking Lot Maintenance and Rehabilitation	86,592	0	0	0	0	0	0	86,592
13435	Radio Frequency IdTagging for Library & Self Check-in	0	0	245,679	0	0	0	0	245,679
14408	Library Roof Replacement	240,000	0	100,000	0	0	0	0	340,000
14423	Main Street Greens Park Design	0	0	316	0	0	0	0	316
15408	PLS Pioneer Cemetery Master Plan	0	0	0	0	154,031	0	0	154,031
15415	Bi-Annual Storm Repairs and Improvements	0	0	0	0	0	0	66,235	66,235
15416	Annual Soundwall Repair & Replacement	50,000	0	50,000	0	0	0	0	100,000
15429	Bi-Annual Fence Installation and Repair	25,000	0	25,000	0	0	0	0	50,000
15436	LED Lighting Conversion - City Parking Lots, Park Pathways and Main Street Decorative Lights (Design)	0	0	50,000	0	0	0	0	50,000
15437	Downtown Wi-Fi Enhancements	0	0	75,000	0	0	0	0	75,000
15442	Livermore - Pleasanton Fire Stations 2 and 3 - Assessment Study	10,800	0	41,400	0	0	0	0	52,200
15444	Police Department - Parking Lot Redesign and Construction	75,000	0	25,000	0	0	0	0	100,000
15453	Downtown Parking Feasibility Study	0	0	15,644	0	0	0	0	15,644
11875	CTV - 30 Studio Relocation	0	0	250,000	0	0	0	0	250,000
94451	East County Animal Shelter Debt Service	31,831	0	91,250	0	0	0	0	123,081
	<b>TOTAL EXPENDITURES</b>	\$679,687	\$0	\$2,096,702	\$0	\$154,031	\$0	\$416,235	\$3,346,655
	<b>RESERVES:</b>								
06418	Capital Improvement Program Reserve (CIPR)	4,060,302	0	9,611,070	0	0	0	0	13,671,372
98429	City Hall Office Building & Civic Center Site Improvements Reserve	1,245,145	0	475,608	0	0	0	0	1,720,753
16446	Pioneer Masterplan Implementation Reserve	0	0	0	0	500,000	0	0	500,000
	<b>TOTAL RESERVES</b>	\$5,305,447	\$0	\$10,086,678	\$0	\$500,000	\$0	\$0	\$15,892,125
	<b>TOTAL EXPENDITURES AND RESERVES</b>	\$5,985,134	\$0	\$12,183,380	\$0	\$654,031	\$0	\$416,235	\$19,238,780
	<b>ENDING MISCELLANEOUS FUND BALANCE</b>	\$2,621,783	\$0	\$225,803	\$3,641,356	(\$500,000)	\$134	\$19,714	\$6,008,790

FY 2016/17  
CAPITAL IMPROVEMENT PROGRAM  
WATER PROJECTS

CIP #		Adjusted Budget				
		Expansion Fund 422	Replacement Fund 421	Recycled Fund 426	Developer Contributions 231	Total
	<b>BEGINNING WATER FUND BALANCE</b>	\$4,013,707	\$13,397,993	(\$10,430,818)	\$103,236	\$7,084,118
	<b>REVENUES:</b>					
	Water Connection Fees	517,193	0	0	0	517,193
	State Water Resources Control Board Loan	0	0	12,571,477	0	12,571,477
	Recycled Water Revenue	0	0	350,000	0	350,000
	<b>TOTAL FEE REVENUE</b>	\$517,193	\$0	\$12,921,477	\$0	\$13,438,670
	Interest Income (Including Project Reserves)	20,000	70,000	0	500	90,500
	<b>TOTAL ESTIMATED REVENUES</b>	\$537,193	\$70,000	\$12,921,477	\$500	\$13,529,170
	<b>TRANSFERS FROM:</b>					
	Water M&O Fund - Replacement Accrual	0	1,600,000	0	0	1,600,000
	Water M&O Fund - Vineyard Ave. Corridor Fourth Tier Water Fees	0	100,000	0	0	100,000
	<b>NET TRANSFERS IN/(OUT)</b>	\$0	\$1,700,000	\$0	\$0	\$1,700,000
	<b>TOTAL FUNDS AVAILABLE</b>	\$4,550,900	\$15,167,993	\$2,490,659	\$103,736	\$22,313,288
	<b>EXPENDITURES:</b>					
16113	Annual Replacement of Polybutylene Service Laterals	0	168,545	0	0	168,545
16119	Annual Replacement of Water Meters	0	4,015,133	0	0	4,015,133
16128	Annual Water Main Replacement	0	1,264,008	0	0	1,264,008
16140	Annual Water Pump and Motor Repairs	0	632,840	0	0	632,840
16111	Bi-Annual Control Valve Improvements	0	255,431	0	0	255,431
16122	Bi-Annual Pressure Reducing Station Improvements	0	160,801	0	0	160,801
16110	Bi-Annual Water Electrical Panel Improvements	0	122,529	0	0	122,529
16138	Bi-Annual Water Emergency Generator Improvements	0	86,912	0	0	86,912
16127	Bi-Annual Water Tank Corrosion Repairs	0	410,000	0	0	410,000
15146	Ruby Hill - Additional Water Storage	850,000	0	0	0	850,000
16108	Water Pump and Motor Upsizing	270,000	0	0	0	270,000
15147	Water Master Plan Update	0	100,000	0	0	100,000
13142	Water Telemetry Upgrades	0	200,000	0	0	200,000
16439	Misc Maintenance Management Software	0	66,667	0	0	66,667
16147	Recycled Water Advanced Treatment Study	0	200,000	0	0	200,000
16123	Recycled Water Infrastructure Expansion Phase IA	0	0	100,000	0	100,000
16148	Valley Avenue Recycled Water Main Extension	0	1,300,000	0	0	1,300,000
05522	Old Stanley Blvd Reconstruction and Undergrounding Utility	0	282,154	0	0	282,154
13116	Advanced Metering Infrastructure	0	3,000,000	0	0	3,000,000
13123	Water Connection Fee Update	25,000	0	0	0	25,000
13139	Water Rate Analysis	0	9,432	0	0	9,432
13142	Water Telemetry Upgrades	0	85,966	0	0	85,966
14126	Recycled Water Infrastructure Design	0	0	2,140,659	0	2,140,659
15146	Ruby Hill - Additional Water Storage	100,000	0	0	0	100,000
15147	Water Master Plan Update	31,235	31,235	0	0	62,470
15148	Water Treatment Chemical Storage Building	350,000	0	0	0	350,000
15100	Bi-Annual Water Quality Improvement Project	0	125,025	0	0	125,025
94115	Del Valle Parkway Water Main Extension	208,625	377,199	0	0	585,824
99999	Future Designated CIP Projects*	0	0	0	103,236	103,236
99999	General Fund - CIP Engineering and Inspection	20,000	240,000	0	0	260,000
99999	General Fund - Utility Cut Patching	0	130,000	0	0	130,000
15152	Reserve for Future Recycled Water Projects	0	0	0	0	0
	<b>TOTAL WATER PROJECTS</b>	\$1,854,860	\$13,263,877	\$2,240,659	\$103,236	\$17,462,632
	<b>ENDING WATER FUND BALANCE</b>	\$2,696,040	\$1,904,116	\$250,000	\$500	\$4,850,656

\* Per Developer Contributions worksheet maintained by the Finance Department

**FY 2016/17  
CAPITAL IMPROVEMENT PROGRAM  
SEWER PROJECTS**

CIP #		Adjusted Budget			
		Expansion Fund 432	Replacement Fund 431	Developer Contributions 241	Total
	<b>BEGINNING SEWER FUND BALANCE</b>	\$2,587,776	\$9,804,755	\$181,008	\$12,573,539
	<b>REVENUES:</b>				
	Sewer Connection Fees	353,094	0	0	353,094
	<b>TOTAL FEE REVENUE</b>	\$353,094	\$0	\$0	\$353,094
	Interest Income (Including Project Reserves)	15,000	50,000	1,000	66,000
	<b>TOTAL ESTIMATED REVENUES</b>	\$368,094	\$50,000	\$1,000	\$419,094
	<b>TRANSFERS FROM:</b>				
	Sewer M&O Fund - Replacement Accrual	0	1,200,000	0	1,200,000
	<b>NET TRANSFERS IN/(OUT)</b>	\$0	\$1,200,000	\$0	\$1,200,000
	<b>TOTAL FUNDS AVAILABLE</b>	\$2,955,870	\$11,054,755	\$182,008	\$14,192,633
	<b>EXPENDITURES:</b>				
16202	Annual Sewer Main Replacement and Improvements	0	2,007,316	0	2,007,316
16220	Annual Sewer Pump and Motor Repairs	0	221,459	0	221,459
16230	Bi-Annual Sewer Electrical Panel Improvements	0	105,788	0	105,788
16217	Bi-Annual Sewer Emergency Generator Improvements	0	101,483	0	101,483
16439	Misc Maintenance Management Software (See Misc CIP)	0	66,667	0	66,667
16245	Sewer System Master Plan and Model Update	0	150,000	0	150,000
05522	Old Stanley Blvd Reconstruction and Undergrounding Utility	0	499,010	0	499,010
11231	EALS/EARS Pump Station and Pipeline	161,000	4,498,899	37,128	4,697,027
13224	Sewer Connection Fee Update	25,000	0	0	25,000
13226	Meadowlark Sewer Siphon	200,000	546,622	0	746,622
13231	Sewer Rate Analysis	0	9,432	0	9,432
13233	Sewer Telemetry Upgrades	0	89,942	0	89,942
15201	Bi-Annual Sewer Maintenance Hole Improvements	0	114,459	0	114,459
90228	Del Valle Parkway/ Nevada St Sewer Additions	482,369	356,505	0	838,874
99999	Future Designated CIP Projects*	0	0	143,880	143,880
99999	General Fund - CIP Engineering and Inspection	50,000	200,000	0	250,000
	<b>TOTAL SEWER PROJECTS</b>	\$918,369	\$8,967,582	\$181,008	\$10,066,959
	<b>ENDING SEWER FUND BALANCE</b>	\$2,037,501	\$2,087,173	\$1,000	\$4,125,674

\*Per Developer Contributions worksheet maintained by the Finance Department

This page intentionally left blank.