

# CAPITAL IMPROVEMENT PROGRAM

FISCAL YEARS  
2013-14 THROUGH 2016-17

# Capital Improvement Program - *At a Glance*


- **Comprehensive financial plan for meeting capital improvements over the next four years**
- **Primarily “one-time” projects related to major city infrastructure including utilities, facilities and roadways**
- **No personnel expenses**
- **Dedicated funding sources**

# Capital Improvement Program - *At a Glance*

- **First Two Years are Funded**
- **Final Two Years are for Planning Purposes**
- **Separated into Categories of Streets, Parks, Misc., Water, Sewer**
- **62 Projects Funded in First Two Years**
- **63 Projects Total**
- **Total Financial Resources all four years \$63.2 million**
- **Total Expenditures all four years \$39.1 million**

# Capital Improvement Program - *Process*

- **Identification of Funding Sources**
- **City Council Priorities (Capital)**
- **Department Head Workshops**
- **City Analytical Tools (pavement management, utility mapping, field surveys)**
- **Replacement Schedules**



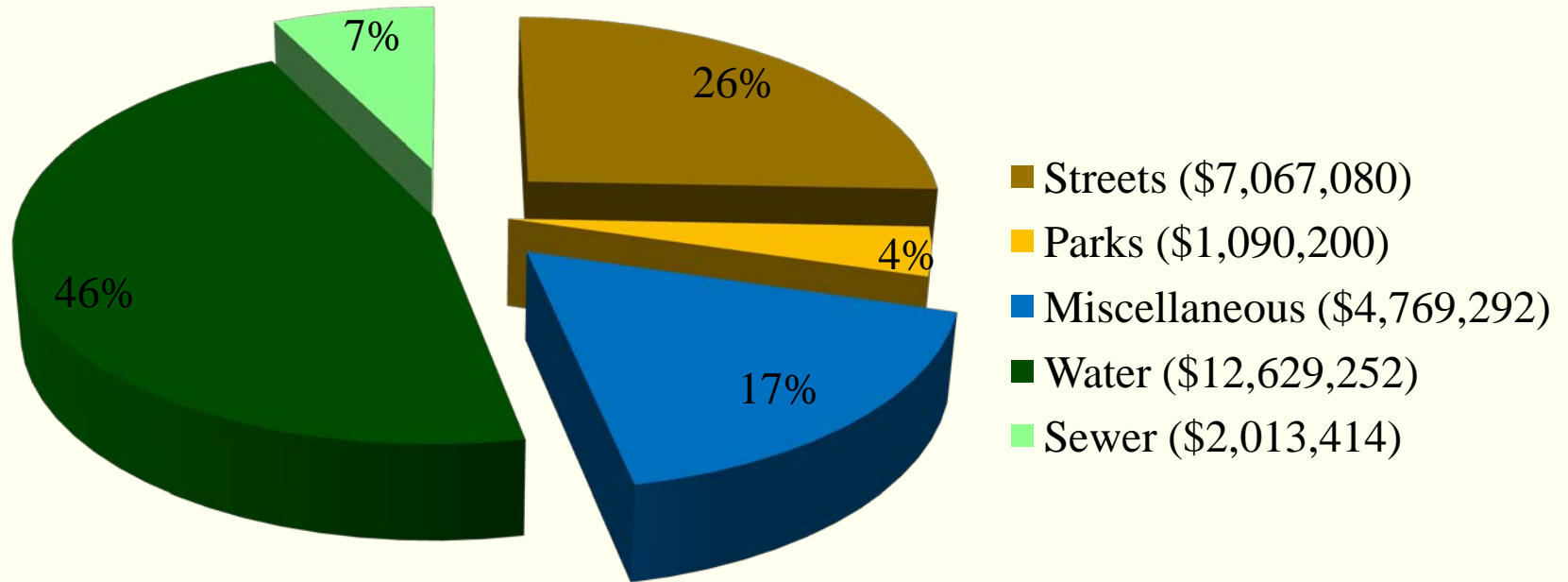
## **Capital Improvement Program**

**June 4, 2013**

# **Capital Improvement Program**

## **Summary of Financial Resources**

# Beginning Balances

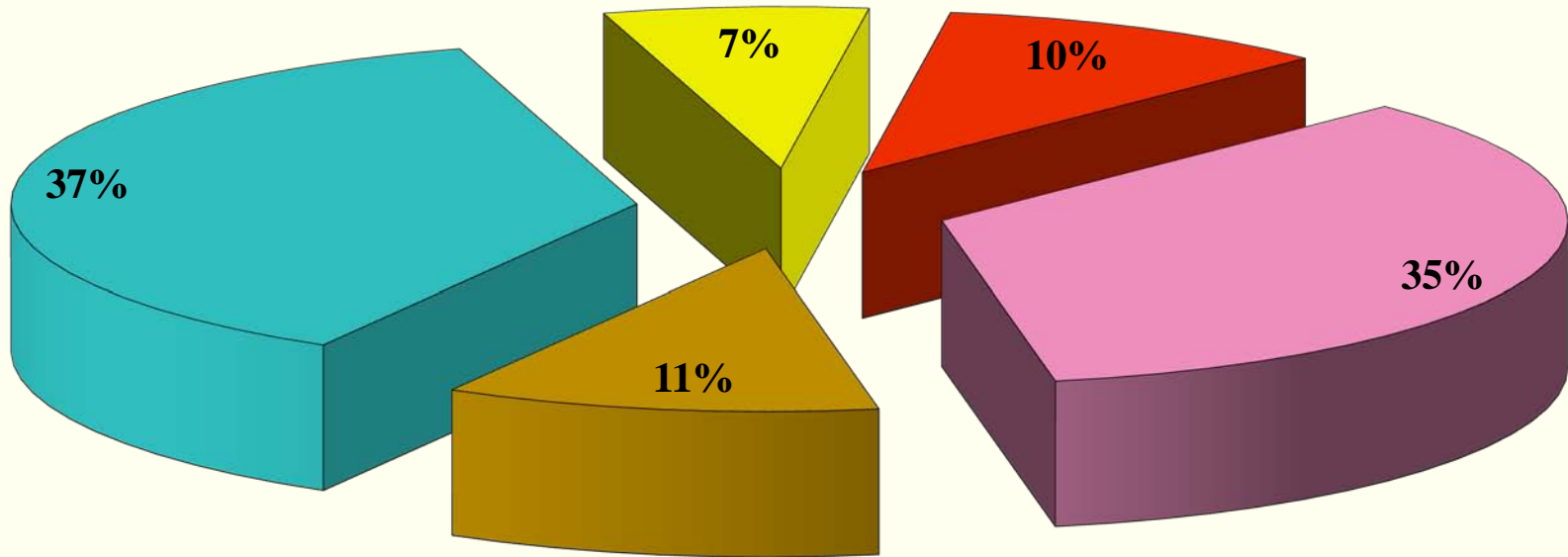


Total Beginning Balance \$27,569,238

# **Capital Improvement Program**

## **Allocation of Total Financial Resources**

### **All Four Years\***



Streets \$23,450,189

Parks \$4,321,079

Misc. \$6,498,707

Water \$21,864,782


Sewer \$7,096,714

**\*Total: \$63,231,471**

**Ending Balance \$24,118,527**

\*Includes transfers in and out and beginning balances

# Capital Improvement Program Planned Expenditures All Four Years



Streets \$20,092,604

Parks \$4,190,224

Misc. \$2,180,000

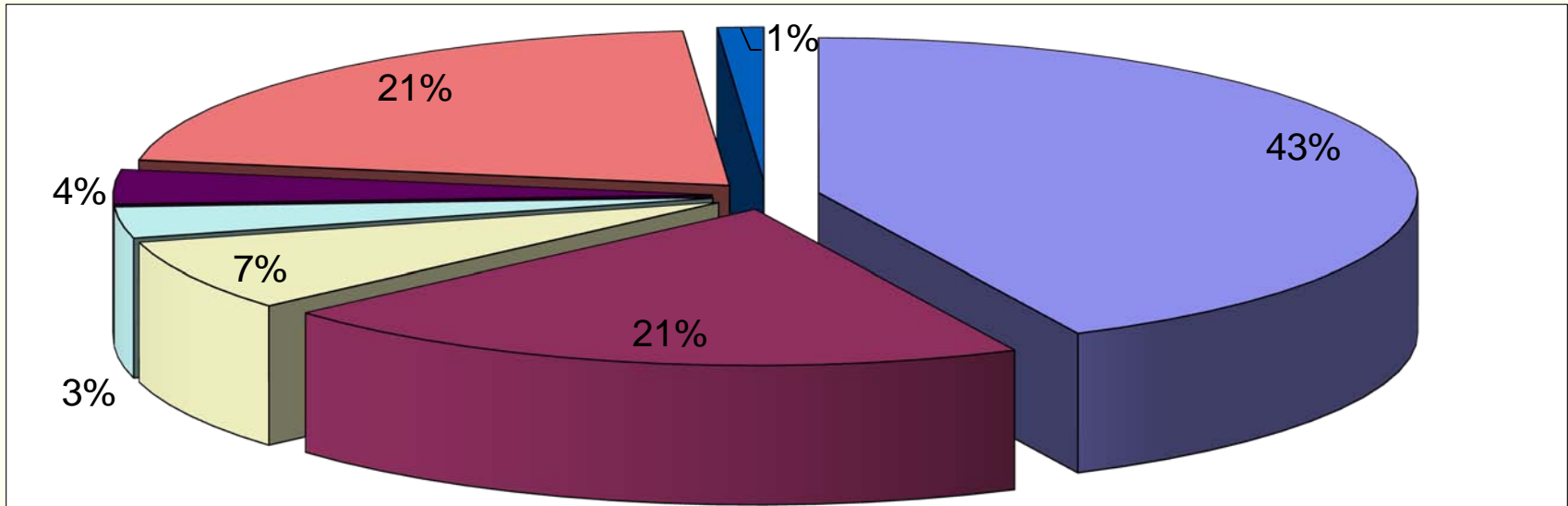
Water \$8,630,116

Sewer \$4,020,000

**\*TOTAL: \$39,112,944**



# Capital Improvement Program Source of Major Financial Resources\*



■ Beginning Balance \$27,569,238

■ Highway Funds \$13,231,589

□ Development Fees \$4,728,402

□ Grants \$2,066,145

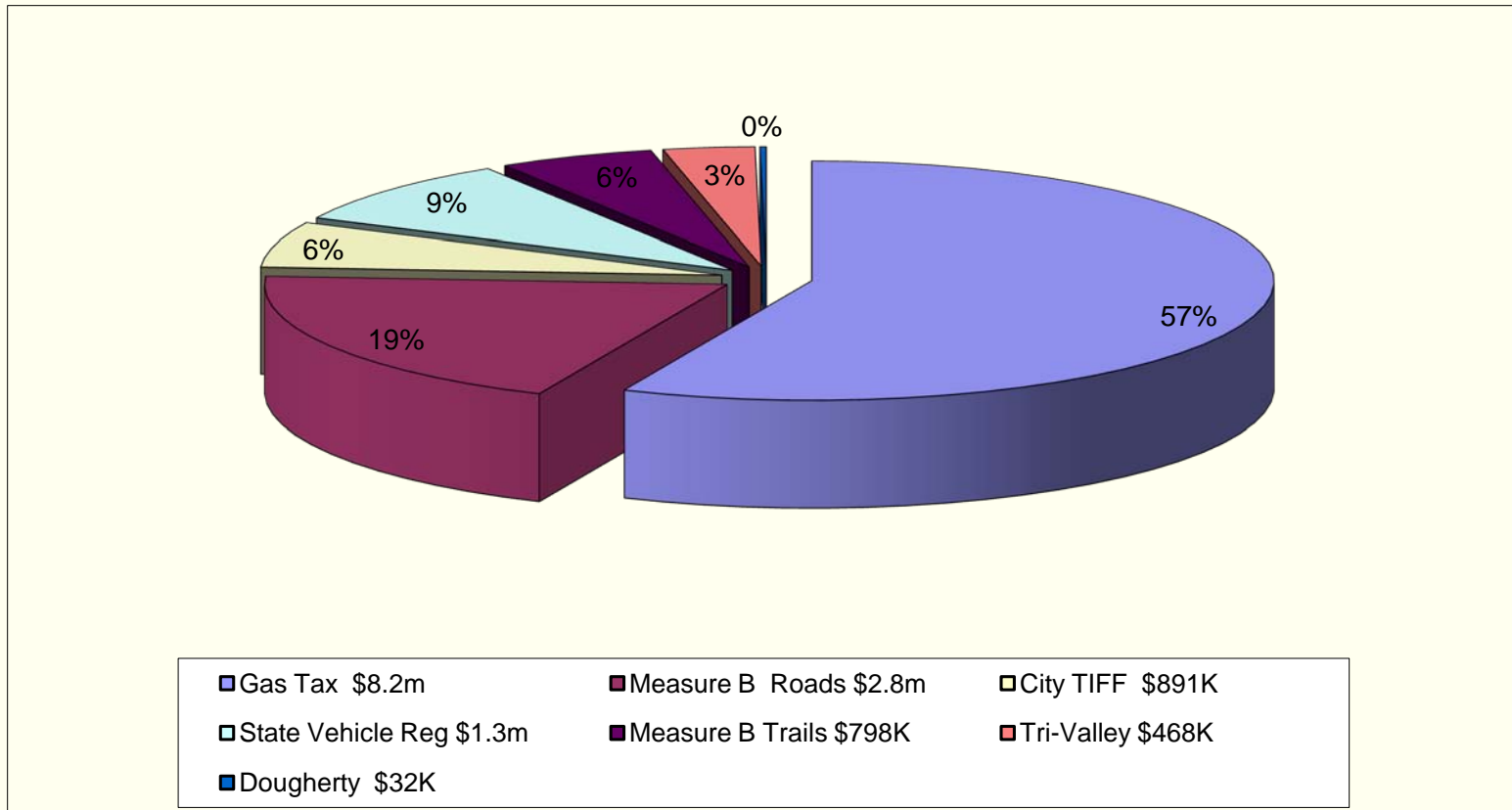
■ General Fund \$2,300,000

■ Utility Fund Transfers \$13,578,037

■ Interest \$801,060

\*Total financial Resources is \$64,274,471 w/o transfer of development fees to future years

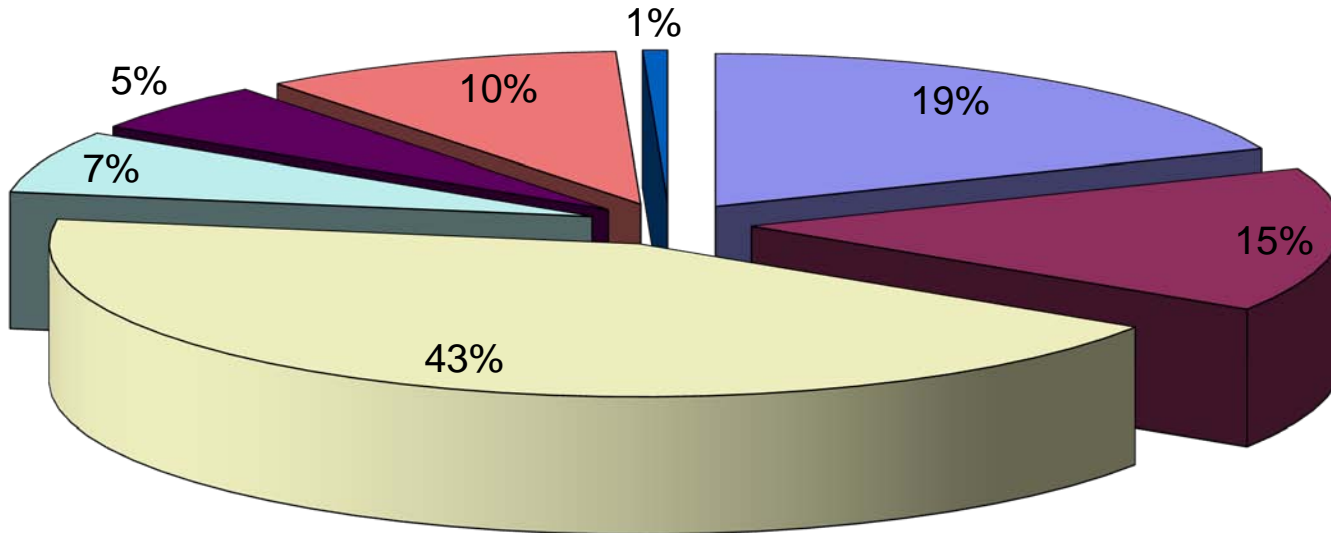
## Summary of Streets Funding Sources\*



**Total: \$14.6 million**

\* Does not include one time grants of \$1.8m

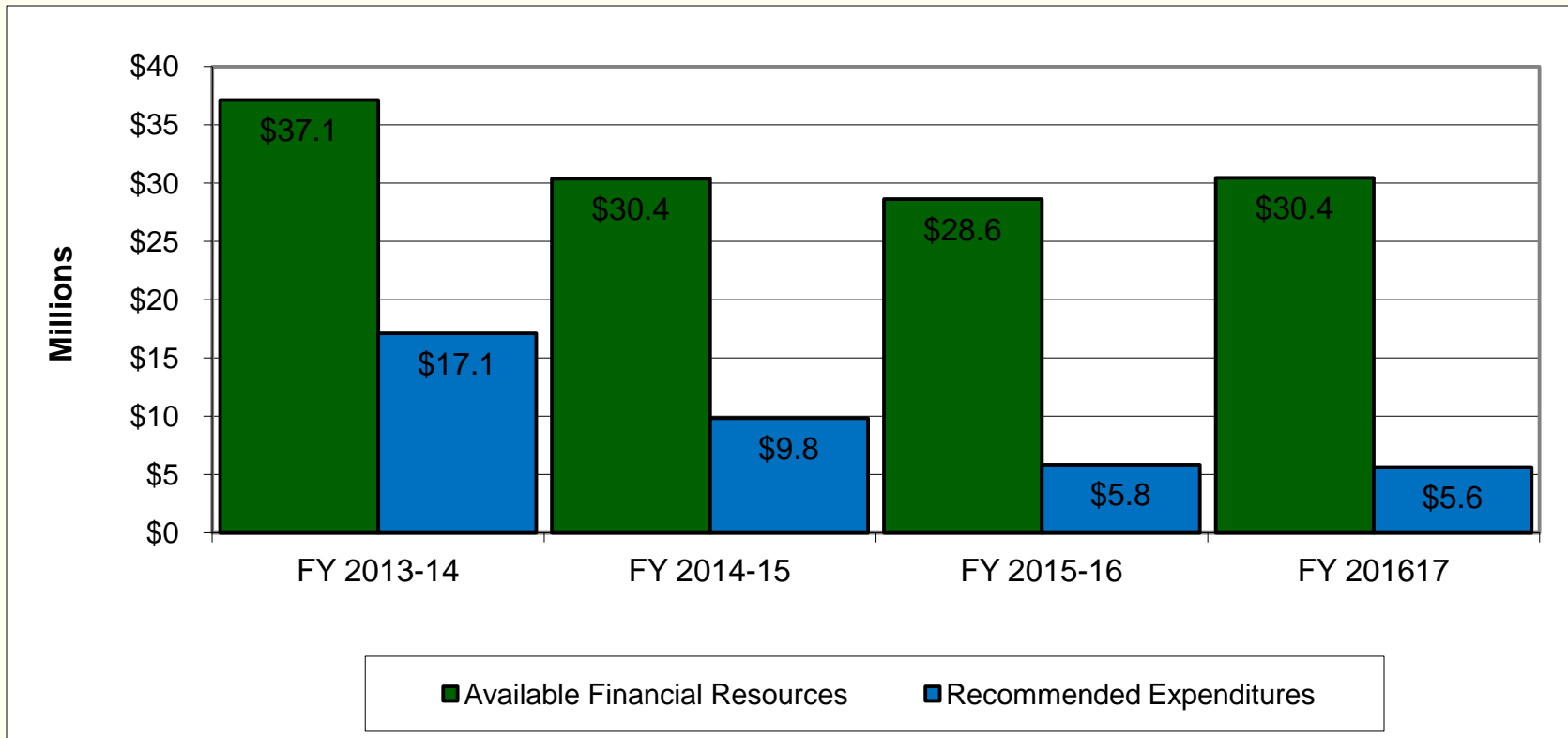
# Capital Improvement Program Projected Development Revenue



■ Traffic Impact Fee \$891,315	■ In-Lieu Park Dedication Fee \$724,592
■ Public Facility Fee \$2,052,465	■ Water Connection \$309,530
■ Sewer Connection \$250,500	■ Tri-Valley TIF \$468,000
■ Dougherty \$32,000	

Total \$4,728,402

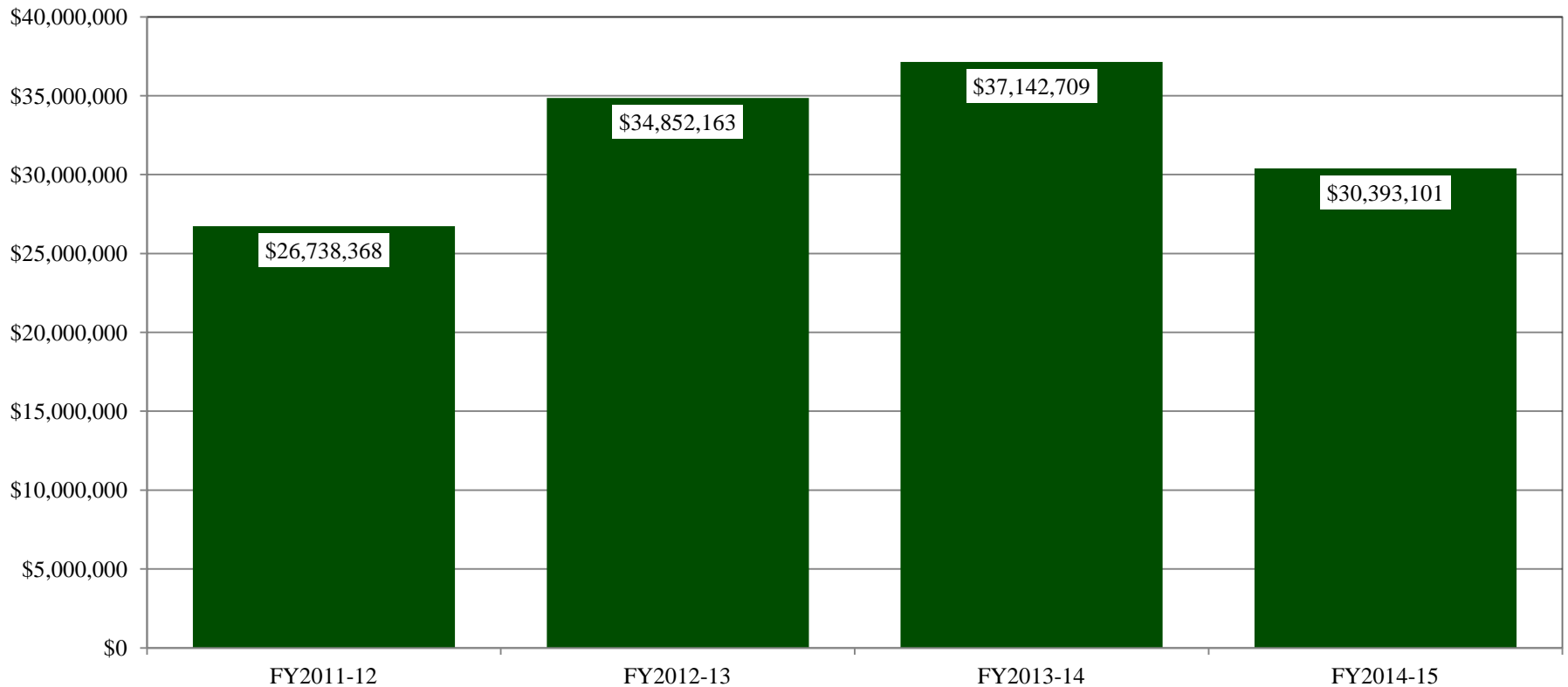
## Comparison of CIP Financial Resources Versus Expenditures




**Total Financial Resources \$63,231,471/ Expenditures \$39,112,944**

# Comparison of CIP Total Financial Resources

(As included in adopted CIP's)





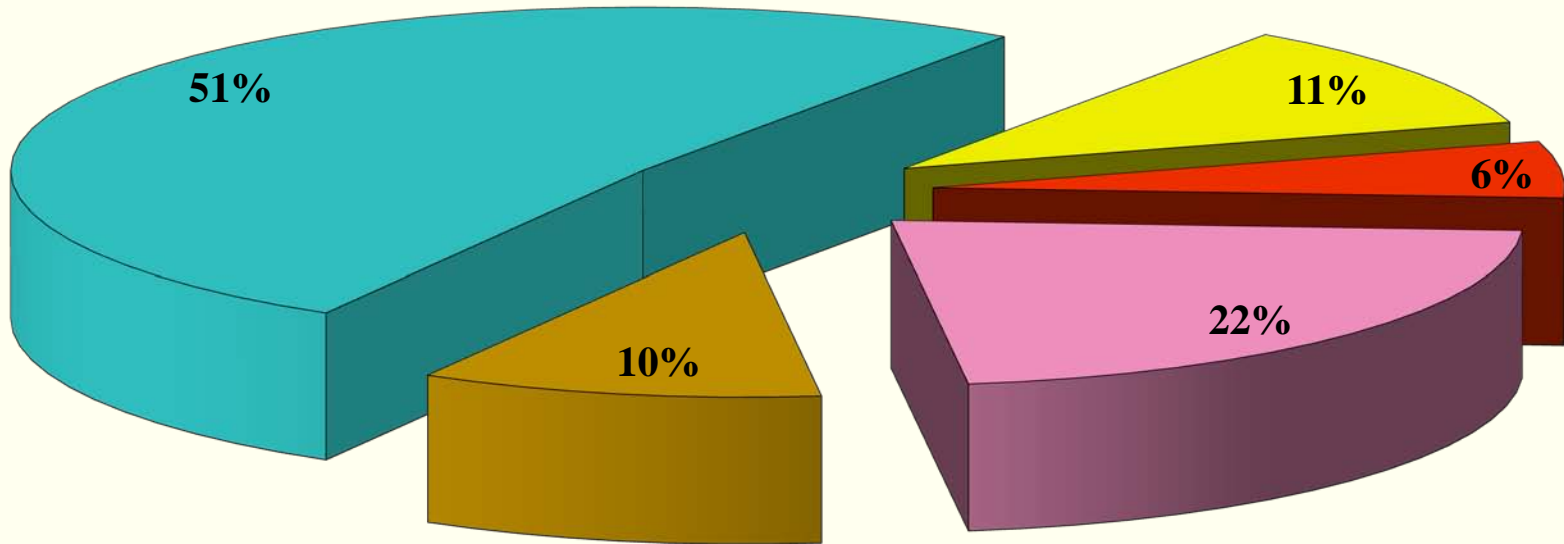
## Capital Improvement Program

June 4, 2013

# Capital Improvement Program

## Summary of Recommended Expenditures

# Capital Improvement Program Expenditures All Four Years



Streets \$20,092,604

Parks \$4,190,224

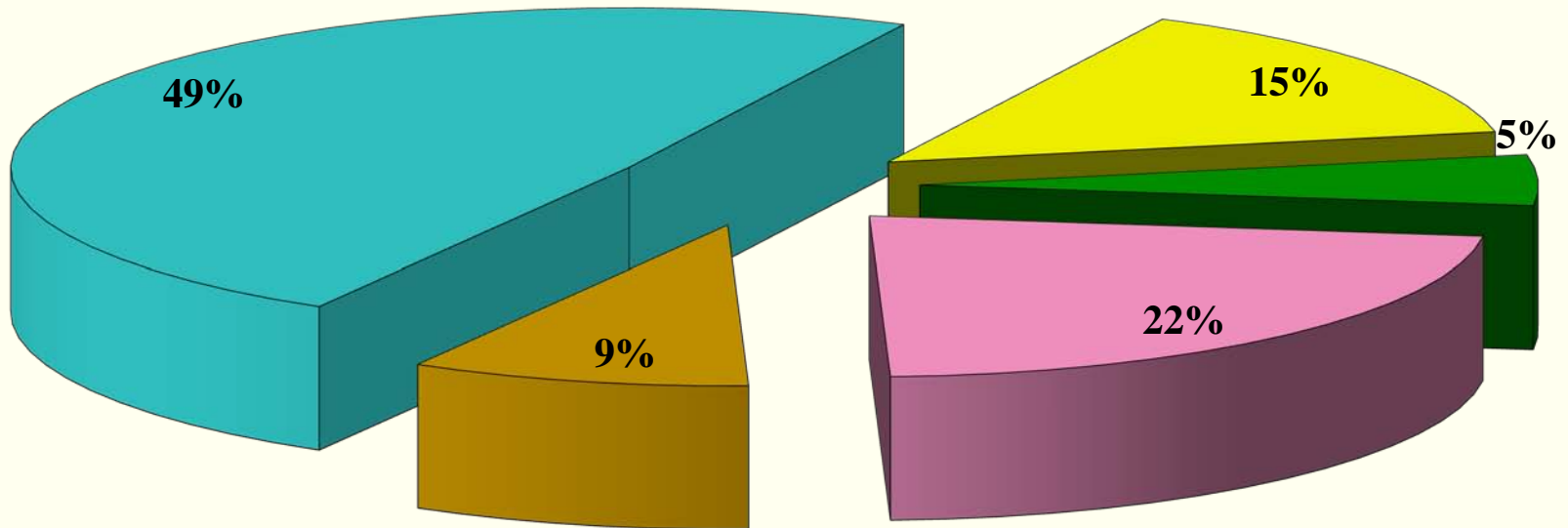
Misc. \$2,180,000

Water \$8,630,116

Sewer \$4,020,000

**Total: \$39,112,944**

# Capital Improvement Program Expenditures Two Funded Years



Streets \$13,198,434

Parks \$3,937,742

Misc. \$1,375,000

Water \$6,035,058

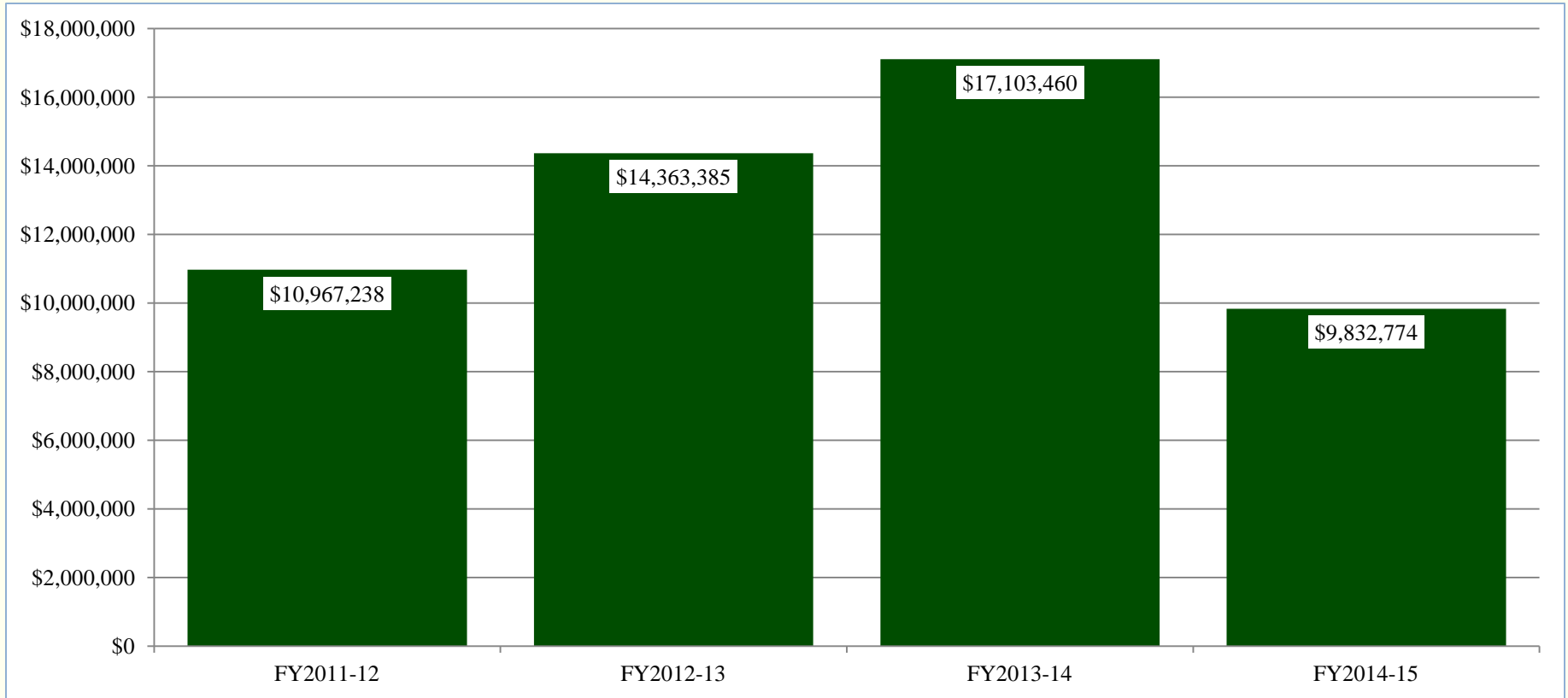
Sewer \$2,390,000

**Total: \$26,936,234**



# Comparison of CIP Expenditures

(as included in adopted CIP's)



# City Council Priorities

<b>PROJECT</b>	<b>Status</b>
<b>Bernal Community Park, Phase II Lighted Multi-Purpose Sports Fields</b>	<b>Included as funded in 2013-14</b>
<b>Second Bridge over the Arroyo de la Laguna</b>	<b>\$671K for bridge painting</b>
<b>Library and Civic Center Master Plan</b>	<b>No additional funding; Current project balance is \$1.9 million</b>
<b>Aquatic Center</b>	<b>Fully funded; under construction</b>
<b>Old Stanley Road Resurfacing</b>	<b>No additional funding pending PG&amp;E; current project balance is \$2.1 million</b>
<b>Pioneer Cemetery Improvements</b>	<b>Will utilize \$25,000 to \$50,000 from GF Contingency for master plan</b>

# City Council Priorities

<b>PROJECT</b>	<b>Status</b>
<b>Iron Horse Trail Permanent Alignment</b>	<b>Construction beginning this month</b>
<b>Valley Avenue Pedestrian Pathway</b>	<b>\$671K for bridge painting</b>
<b>Stoneridge Drive Extension</b>	<b>All projects underway; opening scheduled for September/October</b>
<b>Lions Wayside and Delucchi Park Redevelopment</b>	<b>No additional funding; current project balance is \$183,000</b>

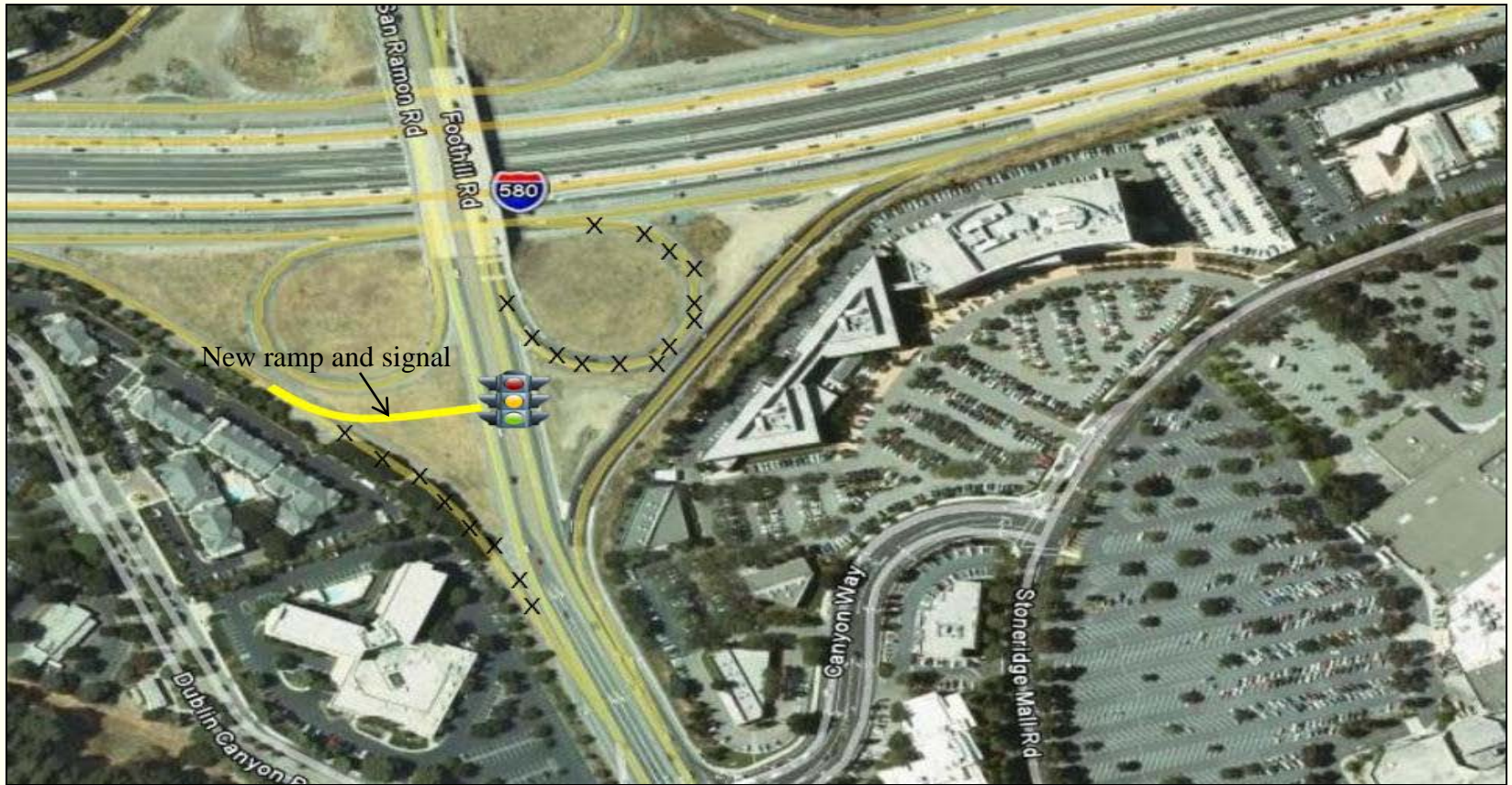
# Summary of Expenditures

<b>PROJECT - Streets</b>	<b>2013-14</b>	<b>All Years</b>
<b>Annual Street Resurfacing</b>	<b>\$2,700,000</b>	<b>\$9,200,000</b>
<b>Curb and Gutter Replacement</b>	<b>300,000</b>	<b>1,000,000</b>
<b>Sidewalk and Intersection Ramps</b>	<b>\$130,000</b>	<b>\$520,000</b>
<b>Street Sink Repair: West Las Positas</b>	<b>\$250,000</b>	<b>\$250,000</b>
<b>Street Sink Repair: Hopyard @ Arroyo Mocho (2014-15)</b>	<b>\$75,000</b>	<b>\$75,000</b>
<b>Bridge Painting/ Maintenance: Various Locations</b>	<b>\$275,000</b>	<b>\$700,000</b>
<b>Bridge Painting: Arroyo de la Laguna</b>	<b>\$102,000</b>	<b>\$671,400</b>

# Summary of Expenditures

<b>PROJECT – Traffic and Trails</b>	<b>2013-14</b>	<b>All Years</b>
<b>Bi-Annual Traffic Calming (2014-15)</b>	<b>\$40,000</b>	<b>\$80,000</b>
<b>Traffic Signal Installations</b>	<b>\$250,000</b>	<b>\$500,000</b>
<b>Intersection Improvements Various Locations</b>	<b>\$100,000</b>	<b>\$400,000</b>
<b>General Bicycle and Pedestrian Imp.</b>	<b>\$75,000</b>	<b>\$675,000</b>
<b>Bicycle Detection on Hopyard Road</b>	<b>\$103,745</b>	<b>\$103,745</b>
<b>Arroyo Mocho Trail – (Addl. Funding)</b>	<b>\$194,000</b>	<b>\$194,000</b>

## **I-580 at Foothill Improvements – Phase 3**



X= areas to be removed

**Estimated Cost \$ 4,560,000/ \$2,191,490 in FY 2013-14**

# **Old Vineyard Avenue Pedestrian Trail – Phase I**




**FY 2013-2014 Estimated Cost \$650,000**

## Bernal Park Phase II: Lighted Multi-Purpose Sports Fields



**Estimated Cost \$16,500,000 / Identified Funding \$14,321,482 / Gap \$2,178,518**





## Capital Improvement Program

June 4, 2013

# Bernal Park Phase II: Lighted Multi-Purpose Sports Fields

## *Funding Summary*

Existing Balance -	\$10,675,000
General Fund Contribution 2013-14 -	\$1,000,000
General Fund Contribution 2014-15 -	\$1,300,000
Existing GF Balance in Parks Fund -	\$124,674
Happy Valley By Pass Road Transfer -	\$378,037
In Lieu Park Dedication Fee Balance -	\$839,371
Anticipated Park Fund Interest -	\$4,400
<b>Total Anticipated Funds</b>	<b>\$14,321,482</b>

June 4, 2013




# Summary of Expenditures

<b>PROJECT - Miscellaneous</b>	<b>2013-14</b>	<b>All Years</b>
<b>Pleasanton Library Improvements:</b>		
• Reroofing (2014/15)	<b>\$340,000</b>	<b>\$340,000</b>
• Radio Frequency Identification Tagging	<b>\$160,000</b>	<b>\$160,000</b>
• Self Check-in automated Sorter (2014/15)	<b>\$150,000</b>	<b>\$150,000</b>
<b>City Parking Lot Maintenance</b>	<b>\$200,000</b>	<b>\$200,000</b>

# Summary of Expenditures

<b>PROJECT – Water and Sewer</b>	<b>2013-14</b>	<b>All Years</b>
<b>Advanced Metering Infrastructure</b>	<b>\$3,000,000</b>	<b>\$3,000,000</b>
<b>Water and Sewer Rate Analysis Study</b>	<b>\$120,000</b>	<b>\$120,000</b>
<b>General Water System Maintenance</b>	<b>\$1,105,000</b>	<b>\$4,380,116</b>
<b>General Sewer System Maintenance</b>	<b>\$680,000</b>	<b>\$2,720,000</b>
<b>Meadowlark Sewer Siphon</b>	<b>\$600,000</b>	<b>\$600,000</b>



# CAPITAL IMPROVEMENT PROGRAM

FISCAL YEARS  
2013-14 THROUGH 2016-17