




Capital Improvement Program 2013-2014 through 2016-2017



**CAPITAL IMPROVEMENT
PROGRAM
2013-14/2016-17**

City Council

Jerry Thorne, Mayor

Cheryl Cook-Kallio, Vice Mayor

Karla Brown, Council Member

Kathy Narum, Council Member


Jerry Pentin, Council Member

Staff

Nelson Fialho, City Manager

Steven Bocian, Assistant City Manager

Emily Wagner, Director of Finance



CAPITAL IMPROVEMENT PROGRAM

Listing of Funded CIP Projects

FY 2013-14 through FY 2016-17

City of Pleasanton
Capital Improvement Program Summary
2013-14 Through 2016-17


Pg #	FUND AND PROJECT NAME	FY2013-14	FY2014-15	FY2015-16	FY2016-17	TOTAL
	STREETS					
	Beginning Balance	\$7,067,080	\$3,713,265	\$3,122,655	\$3,208,990	\$7,067,080
	Revenues and Transfers	\$4,595,634	\$4,658,375	\$3,604,920	\$3,524,180	\$16,383,109
	Total Funds Available	\$11,662,714	\$8,371,640	\$6,727,575	\$6,733,170	\$23,450,189
	EXPENDITURES:					
23	Annual Curb and Gutter for Street Resurfacing Projects	\$300,000	\$300,000	\$200,000	\$200,000	\$1,000,000
24	Annual Resurfacing and Reconstruction of Various Streets	2,700,000	2,700,000	1,900,000	1,900,000	\$9,200,000
25	Annual Sidewalk and Intersection Ramp Installations	130,000	130,000	130,000	130,000	\$520,000
25	Annual Sidewalk Maintenance	150,000	150,000	150,000	150,000	\$600,000
26	Annual Slurry Sealing of Various Streets	350,000	350,000	350,000	350,000	\$1,400,000
26	Annual Traffic Buttons and Line Marker Installation	50,000	50,000	50,000	50,000	\$200,000
27	Bi-Annual Bridge Maintenance Program	150,000		50,000		\$200,000
27	Bi-Annual Evaluation and Reclassification of Street Surfaces		60,000		60,000	\$120,000
28	Bi-Annual Neighborhood Traffic Calming Devices		40,000		40,000	\$80,000
28	Bi-Annual Traffic Signal Installations	250,000		250,000		\$500,000
29	Bicycle and Pedestrian Trail at Arroyo Mocho - Additional Funding (Existing project balance is \$603,400)	194,000				\$194,000
29	Bicycle and Pedestrian Related Improvements	75,000	200,000	200,000	200,000	\$675,000
30	Bicycle Detection on Hopyard Road	103,745				\$103,745
30	Bridge Improvements at Various Locations	125,000	375,000			\$500,000
31	Bridge Painting: Bernal Bridge Over Arroyo de la Laguna	102,000	569,400			\$671,400
32	I-580 at Foothill Road Improvements - Phase 3 - Additional Funding (Existing project balance is \$2,368,510)	2,191,490				\$2,191,490
33	Intersection Improvements at Various Locations	100,000	100,000	100,000	100,000	\$400,000
34	Old Vineyard Avenue Pedestrian Trail - Phase 1	650,000				\$650,000
35	Street Sinking Repair: West Las Positas Street	250,000				\$250,000
36	Street Sinking Repair: Hopyard Road @ Arroyo Mocho		75,000			\$75,000
	To General Fund - Gas Tax Administration	7,500	7,500	7,500	7,500	\$30,000
	To General Fund - Congestion Management	36,445	36,445	36,445	36,445	\$145,780
	To General Fund - NPID Reimbursement	23,669	24,040	24,040	24,040	\$95,789
	To General Fund - NPID Landscape	2,600	2,600	2,600	2,600	\$10,400
	TOTAL STREETS EXPENDITURES	\$7,941,449	\$5,169,985	\$3,450,585	\$3,250,585	\$19,812,604
	RESERVES					\$0
37	Tri-Valley Transportation Development Fee		71,000	60,000	117,000	\$248,000
38	Dougherty Valley Mitigation Revenue Reserve	8,000	8,000	8,000	8,000	\$32,000
	TOTAL STREETS RESERVES	\$8,000	\$79,000	\$68,000	\$125,000	\$280,000
	TOTAL STREETS	\$7,949,449	\$5,248,985	\$3,518,585	\$3,375,585	\$20,092,604
	ENDING STREETS FUND BALANCE	\$3,713,265	\$3,122,655	\$3,208,990	\$3,357,585	\$3,357,585

City of Pleasanton
Capital Improvement Program Summary
2013-14 Through 2016-17

Pg #	FUND AND PROJECT NAME	FY2013-14	FY2014-15	FY2015-16	FY2016-17	TOTAL
	PARKS					
	Beginning Balance	\$1,090,200	\$127,255	\$128,455	\$129,655	\$1,090,200
	Revenues and Transfers	\$1,383,537	\$1,592,460	\$195,390	\$59,492	\$3,230,879
	Total Funds Available	\$2,473,737	\$1,719,715	\$323,845	\$189,147	\$4,321,079
	EXPENDITURES:					
39	Bernal Park, Phase II Lighted Multi-Purpose Sports Fields (Including the Oak Woodlands Area)- Additional Funding (Existing project balance is \$10,675,000)	\$2,346,482	\$1,300,000			\$3,646,482
	TOTAL PARKS EXPENDITURES	\$2,346,482	\$1,300,000	\$0	\$0	\$3,646,482
	RESERVES					
40	New Community Park: Site Acquisition Reserve		291,260	194,190	58,292	\$543,742
	TOTAL PARKS RESERVES	\$0	\$291,260	\$194,190	\$58,292	\$543,742
	TOTAL PARKS	\$2,346,482	\$1,591,260	\$194,190	\$58,292	\$4,190,224
	ENDING PARKS FUND BALANCE	\$127,255	\$128,455	\$129,655	\$130,855	\$130,855
	MISCELLANEOUS					
	Beginning Balance	\$4,769,292	\$4,019,592	\$3,903,609	\$4,348,561	\$4,769,292
	Revenues and Transfers	\$55,300	\$454,017	\$674,952	\$545,146	\$1,729,415
	Total Funds Available	\$4,824,592	\$4,473,609	\$4,578,561	\$4,893,707	\$6,498,707
	EXPENDITURES:					
41	Bi-Annual Fence Installation and Repair	\$50,000		\$50,000		\$100,000
41	Bi-Annual Soundwall Repair & Replacement	100,000		50,000		\$150,000
42	Bi-Annual Storm Repairs and Improvements	50,000		50,000		\$100,000
42	City Parking Lot Maintenance and Rehabilitation	200,000				\$200,000
43	East County Animal Shelter Debt Service	80,000	80,000	80,000	80,000	\$320,000
44	Library Roof Replacement		340,000			\$340,000
45	Radio Frequency Identification Tagging for Library Material	160,000				\$160,000
46	Self Check-in Automated Sorter for Library		150,000			\$150,000
47	Tennis Court Reconstruction and Re-Surfacing	165,000				\$165,000
	TOTAL MISCELLANEOUS EXPENDITURES	\$805,000	\$570,000	\$230,000	\$80,000	\$1,685,000
	RESERVES					
48	Capital Improvement Program Reserve (CIPR)				495,000	\$495,000
	TOTAL RESERVES	\$0	\$0	\$0	\$495,000	\$495,000
	TOTAL MISCELLANEOUS	\$805,000	\$570,000	\$230,000	\$575,000	\$2,180,000
	ENDING MISCELLANEOUS FUND BALANCE	\$4,019,592	\$3,903,609	\$4,348,561	\$4,318,707	\$4,318,707

City of Pleasanton
Capital Improvement Program Summary
2013-14 Through 2016-17

Pg #	FUND AND PROJECT NAME	FY2013-14	FY2014-15	FY2015-16	FY2016-17	TOTAL
	WATER					
	Beginning Balance	\$12,629,252	\$10,480,723	\$11,289,094	\$12,451,230	\$12,629,252
	Revenues and Transfers	\$2,314,000	\$2,380,900	\$2,284,665	\$2,255,965	\$9,235,530
	Total Funds Available	\$14,943,252	\$12,861,623	\$13,573,759	\$14,707,195	\$21,864,782
	EXPENDITURES:					
49	Advanced Automated Metering Infrastructure	\$3,000,000				\$3,000,000
49	Annual Replacement of Polybutylene Service Laterals	75,000	75,000	75,000	75,000	\$300,000
50	Annual Replacement of Water Meters	250,000	250,000	200,000	200,000	\$900,000
50	Annual Water Main Replacement	480,000	450,000	450,000	450,000	\$1,830,000
51	Annual Water Pump and Motor Repairs	150,000	150,000	100,000	100,000	\$500,000
51	Backflow Administration	50,000				\$50,000
52	Bi-Annual Control Valve Improvements		100,000		100,000	\$200,000
52	Bi-Annual Pressure Reducing Station Improvements		50,000		50,000	\$100,000
53	Bi-Annual Water Electrical Panel Improvements		50,000		50,000	\$100,000
53	Bi-Annual Water Emergency Generator Improvements		50,000		50,000	\$100,000
54	Bi-Annual Water Tank Corrosion Repairs		100,000		100,000	\$200,000
	To General Fund - CIP Engineering	220,000	220,000	220,000	220,000	\$880,000
	To General Fund - Utility Patch Cutting	77,529	77,529	77,529	77,529	\$310,116
54	Water Quality Improvements	50,000				\$50,000
55	Water Rate Analysis	60,000				\$60,000
55	Water Telemetry Upgrades	50,000				\$50,000
	TOTAL WATER	\$4,462,529	\$1,572,529	\$1,122,529	\$1,472,529	\$8,630,116
	ENDING WATER FUND BALANCE	\$10,480,723	\$11,289,094	\$12,451,230	\$13,234,666	\$13,234,666
	SEWER					
	Beginning Balance	\$2,013,414	\$1,698,414	\$2,116,414	\$2,637,264	\$2,013,414
	Revenues and Transfers	\$1,225,000	\$1,268,000	\$1,300,850	\$1,289,350	\$5,083,200
	Total Funds Available	\$3,238,414	\$2,966,414	\$3,417,264	\$3,926,614	\$7,096,614
	EXPENDITURES:					
57	Annual Sewer Main Improvements	\$500,000	\$500,000	\$500,000	\$500,000	\$2,000,000
57	Annual Sewer Pump and Motor Repairs	50,000	50,000	50,000	50,000	\$200,000
58	Bi-Annual Sewer Electrical Panel Improvements		50,000		50,000	\$100,000
58	Bi-Annual Sewer Emergency Generator Improvements		50,000		50,000	\$100,000
59	Bi-Annual Sewer Maintenance Hole Improvements	30,000		30,000		\$60,000
60	Meadowlark Sewer Siphon	600,000				\$600,000
61	Sewer Rate Analysis	60,000				\$60,000
61	Sewer Telemetry Upgrades	100,000				\$100,000
	To General Fund - CIP Engineering and Inspection	200,000	200,000	200,000	200,000	800000
	TOTAL SEWER	\$1,540,000	\$850,000	\$780,000	\$850,000	\$4,020,000
	ENDING SEWER FUND BALANCE	\$1,698,414	\$2,116,414	\$2,637,264	\$3,076,614	\$3,076,614
	TOTAL ALL PROJECTS	\$17,103,460	\$9,832,774	\$5,845,304	\$6,331,406	\$39,112,944
	ENDING FUND BALANCE ALL PROJECTS	\$20,039,249	\$20,560,227	\$22,775,700	\$24,118,427	\$24,118,427



MEMORANDUM

Date: May 24, 2013

To: Mayor and City Council

From: Nelson Fialho, City Manager

Subject: Capital Improvement Program for Fiscal Years 2013-14 to Fiscal Years 2016-17

I. INTRODUCTION AND OVERVIEW OF CIP PROCESS

This Capital Improvement Program (CIP) has been prepared to provide the City Council, and the community, with information outlining capital improvement projects and revenues for the next four years. Consistent with the City's two-year Budget, it is recommended that the first two years of the CIP be adopted and that funds be appropriated to cover the projects included in these two years. The projects included in the final two years of the CIP are tentative based on currently identified needs and are subject to revision to accommodate changes in priorities and/or expected funding levels. As part of the ongoing budget-monitoring program, staff will conduct a thorough review of the Capital Improvement Program at the end of fiscal year 2013-14 as part of the Mid-Term Budget process and will provide the City Council with any recommended changes to projects and revenues for FY 2014-15.

Because a portion of the total revenue available to the CIP is derived from development related fees assessed on new development, and federal/state related revenue such as gas taxes, and grant funding not directly related to ongoing City revenue, the status of the economy, state and federal programs and policies and the amount of local development activity during the next several years will play a major role in the City's ability to finance projects included in this program. However, this matter is mitigated to some extent in that revenues for funded projects are based primarily on revenue already received or those that have been estimated based on economic activity that has already occurred. If revenues fall short of targets, then adjustment will be made for the FY 2014-15 Mid-Term CIP. This conservative approach assures that if anticipated funds are not collected, adjustments can be made without significant impact to FY 2013-14 approved projects. Finally, to assure there is adequate funding for the recommended FY 2014-15 projects, staff will refrain from incurring significant costs on these projects until after approval of the Mid-Term Budget when any revenue adjustments are approved. By utilizing the above method, the City avoids project funding shortfalls resulting from less than anticipated revenues and minimizes the impact of having to stop a project due to lack of funding.

Program Organization

This document is arranged by project category (i.e., Streets, Parks, Miscellaneous, Water, and Sewer). Project description sheets providing project details for each of the five funded project categories are found in the sections highlighted by project tabs. Summary financial tables detailing expenditures for each CIP project are included immediately following this section. Detailed financial tables showing the specific funding sources for all projects are included in the Appendix.

Project identification numbers are included on project description sheets and financial tables. The first two digits of these numbers reflect the fiscal year the project was first funded and the additional digits reflect City account numbers. Page numbers identifying each project are included in the table of contents and on the summary financial tables. A summary of all projects included in this CIP with project numbers is included in the Appendix B.

Development of CIP Recommendations

As Council is aware, the CIP is presented to address the City's priority capital improvement needs over the next four years. When making decisions regarding project recommendations, staff relies on numerous sources of information. Some of this information, such as data generated through the City's Pavement Management System, is relied upon heavily to develop cost estimates needed to adequately maintain City streets. Also, staff's technical expertise is often utilized to develop the more technically oriented projects such as sewer and water telemetry equipment, water tank maintenance, data processing and other technical areas. In addition, staff considers the priority projects included in the City Council Annual Work Plan. The table below presents the status of all Council priority projects subject to CIP funding.

STATUS SUMMARY OF CITY COUNCIL CIP PRIORITY PROJECTS

City Council CIP Priority	Funding Status
Bernal Community Park Phase II Lighted Multi-Purpose Sports Fields (Including the Oak Woodlands Area)	Included as a funded project; awarding of a construction contract is estimated in Spring 2014. A project budget is included immediately after this narrative.
Second Bridge over the Arroyo de la Laguna at Foothill Road	This project has a reserve of approximately \$1.2 million. In addition, this CIP includes \$671,400 for the painting of the bridge. While the expansion is not currently fully funded, staff is exploring alternatives to address improved pedestrian access and other improvements with the goal of including them in the Mid-Term CIP.
Library and Civic Center Master Plan	There is no additional funding in this CIP. The current project reserve is \$1.9 million.
Dolores Bengston Aquatic Center Improvements	This project is under construction with completion scheduled for fall of this year.
Old Stanley Resurfacing	Project design is complete and construction is awaiting PGE funding for utility undergrounding.
Consider Improvements to the Pleasanton Pioneer Cemetery	This project is not funded in this CIP pending staff and City Council review of project scope and funding options. As part of this effort, staff is intending to utilize \$25,000 to \$50,000 from Contingency funds to prepare a project master plan.
Iron Horse Trail: Permanent Alignment	Underway with construction scheduled for Summer 2013.
Valley Avenue Pedestrian Pathway Improvements	This project is fully funded and under construction with completion scheduled for Summer 2013.
Implement Stoneridge Drive Extension	This project is fully funded and under construction with completion scheduled for fall 2013.
Lions Wayside and Delucchi Park Redevelopment	There is no additional funding included in this CIP. This project has a current balance reserve of \$183,000.

As indicated above, all of the City Council priority projects have either an existing reserve, are fully funded in this CIP, or will have other sources allocated to them. As the economy improves, and the City Council and staff further define project parameters, staff anticipates additional funding for the priority projects that are not yet fully funded.

Based on project funding/status described above, staff is confident that this CIP addresses current infrastructure maintenance needs as well as new projects that will be an amenity to the community.

II. PROGRAM FINANCIAL OVERVIEW

A summary of available annual financial resources (including beginning balances) and recommended annual expenditures is listed in the tables below. Summary financial tables showing all recommended projects and available funding are included at the end of this section. All project expenditures and revenues segregated by source are included in the detailed financial tables located in the Appendix.

Development fee revenue including the Public Facilities, Traffic Impact, In-Lieu Park Dedication and Water and Sewer Connection Fees, are recorded on a calendar year basis. Using this approach assures that revenue is collected prior to programming for a specific project. In addition, because the Community Development Department has historically tracked development activity on a calendar year basis, this practice eliminates the need to convert this data to a fiscal year resulting in greater accuracy. However, this process is contrary to other portions of this CIP, including all expenditures, and the City Budget that are tracked on a fiscal year basis. Other revenues, such as gas taxes, grants, and General Fund, are projected based on staff estimates in the year they are expected to be received. As indicated previously, staff utilizes the Mid-Term CIP to make any adjustments necessary to address fluctuations in estimated revenues or project expenditures that assures the CIP accurately reflects project development.

The three tables listed below provide a general summary of revenues and expenditures by project category and major funding sources.

PROJECTED AVAILABLE ANNUAL FINANCIAL RESOURCES*

	FY 2013-14	FY 2014-15	FY 2015-16	FY 2016-17	TOTAL
STREETS	\$11,662,714	\$8,371,640	\$6,727,575	\$6,733,170	\$23,450,189
PARKS	\$2,473,737	\$1,719,715	\$323,845	\$189,147	\$4,321,079
MISCELLANEOUS	\$4,824,592	\$4,473,609	\$4,578,561	\$4,893,707	\$6,498,707
WATER	\$14,943,252	\$12,861,623	\$13,573,759	\$14,707,195	\$21,864,782
SEWER	\$3,238,414	\$2,966,514	\$3,417,364	\$3,926,714	\$7,096,714
TOTAL	\$37,142,709	\$30,393,101	\$28,621,104	\$30,449,933	\$63,231,471

*To accurately reflect the amount of financial resources available each year by category, the above annual dollar amounts include all available resources for each year including beginning and recurring fund balances. However, the "Total" column has been adjusted to reflect removal of the recurring fund balances. As a result, the "Total" column does not equal the sum of the individual years.

RECOMMENDED EXPENDITURES

	FY 2013-14	FY 2014-15	FY 2015-16	FY 2016-17	TOTAL
STREETS	\$7,949,449	\$5,248,985	\$3,518,585	\$3,375,585	\$20,092,604
PARKS	\$2,346,482	\$1,591,260	\$194,190	\$58,292	\$4,190,224
MISCELLANEOUS	\$805,000	\$570,000	\$230,000	\$575,000	\$2,180,000
WATER	\$4,462,529	\$1,572,529	\$1,122,529	\$1,472,529	\$8,630,116
SEWER	\$1,540,000	\$850,000	\$780,000	\$850,000	\$4,020,000
TOTAL	\$17,103,460	\$9,832,774	\$5,845,304	\$6,331,406	\$39,112,944

The table below lists revenues by source, expenditures and balances by year.

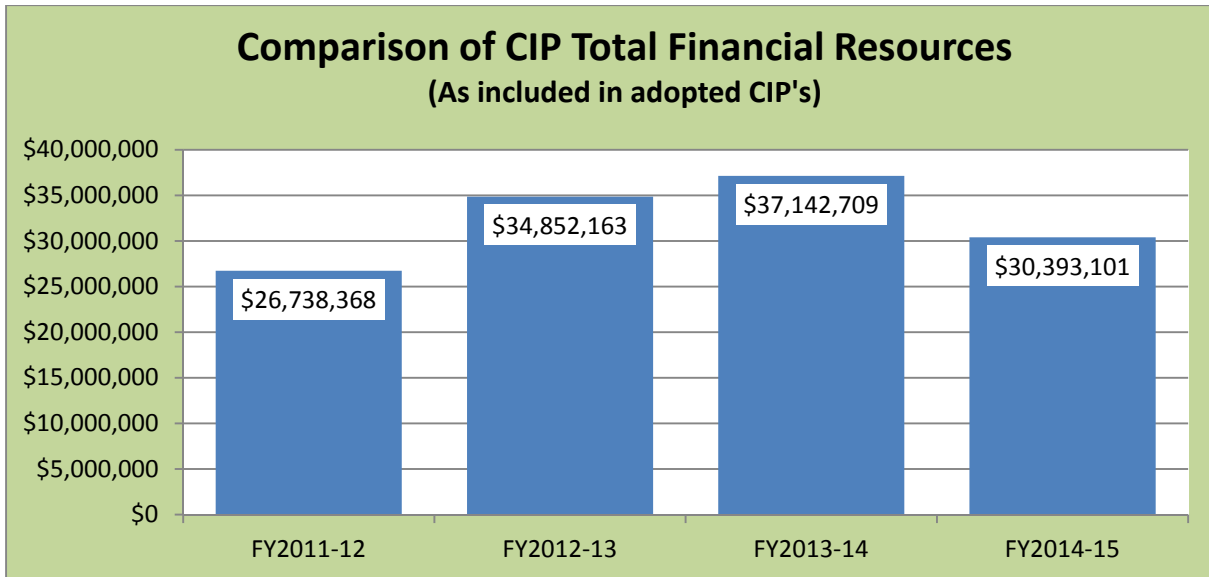
SOURCES OF FINANCIAL RESOURCES, EXPENDITURES AND FUND BALANCES

	FY 2013-14	FY 2014-15	FY 2015-16	FY 2016-17	TOTAL
Beginning Balances*	\$27,569,238	\$20,039,249	\$20,560,327	\$22,775,800	\$27,569,238
Gas Tax, Measure B and Highway Funds	\$3,306,989	\$3,308,200	\$3,308,200	\$3,308,200	\$13,231,589
City Development Fees**	\$1,105,842	\$1,032,192	\$626,338	\$904,000	\$3,668,372
City Utility Connection Fees*	\$158,900	\$157,415	\$104,715	\$139,000	\$560,030
Non City Development Fees	\$228,000	\$79,000	\$68,000	\$125,000	\$500,000
Grants and Miscellaneous	\$1,146,745	\$919,400	\$0	\$0	\$2,066,145
Annual General Fund Contribution to CIP	\$1,000,000	\$1,300,000	\$0	\$0	\$2,300,000
Transfers from Other Funds	\$3,678,037	\$3,300,000	\$3,300,000	\$3,300,000	\$13,578,037
Interest Earnings	\$213,700	\$182,510	\$194,970	\$209,880	\$801,060
Financial Resources	\$38,407,451	\$30,317,966	\$28,162,550	\$30,761,880	\$64,274,471
City Development Related Fees Transferred to Next Fiscal Year	(\$1,264,742)	(\$1,189,607)	(\$731,053)	(\$1,043,000)	(\$4,228,402)
City Development Related Fees Transferred from Prior Fiscal Year		\$1,264,742	\$1,189,607	\$731,053	\$3,185,402
Transfer to Other Funds	\$0	\$0	\$0	\$0	\$0
Total Financial Resources	\$37,142,709	\$30,393,101	\$28,621,104	\$30,449,933	\$63,231,471
Expenditures and Reserves	\$17,103,460	\$9,832,774	\$5,845,304	\$5,631,406	\$39,112,944
Ending Balance	\$20,039,249	\$20,560,327	\$22,775,800	\$24,118,527	\$24,118,527

* Represents the beginning unappropriated amount.

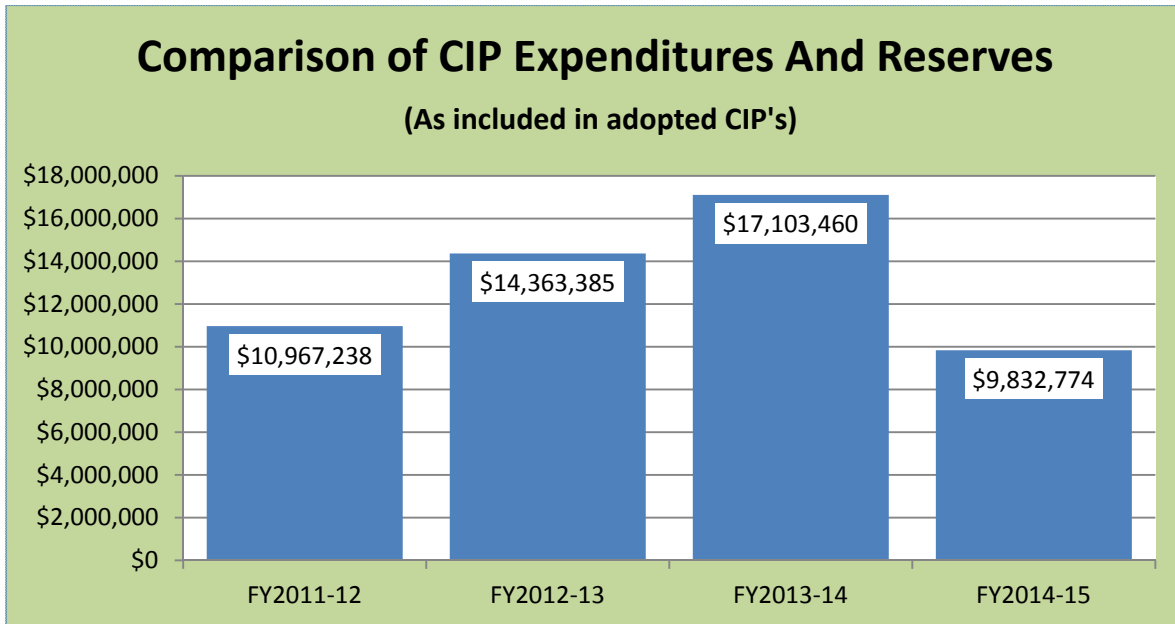
**Represents fees projected for calendar year 2013. These fees are available for fiscal year 2014-15.

Total available financial resources, including unappropriated beginning fund balances and transfers, projected in the first two funded years of this CIP are \$37,142,709 for 2013-14 and \$30,393,101 for 2014-15 for a total of \$67,535,810 over the two funded years of this program. Of this amount, as noted above, a total of \$27,569,238 is in the beginning fund balance from previous CIP's and from development and other revenues collected in calendar year 2012. As a result, assuming the \$25,569,238 beginning balance, a total of \$39,966,572 (59%) of the financial resources projected for 2013-14 and 2014-15 is anticipated to be new revenue. The following chart provides a graphic representation of a comparison between the first two years of this CIP with the budgets from the two previously approved programs.



*The above represents the original budget amounts. Actual revenues and adjustments may have amended the totals.

Total expenditures and reserves recommended in the first two years of this CIP are \$17,103,460 for FY 2013-14 and \$9,832,774 for FY 2014-15 for a total of \$26,936,234 over the two funded years of the CIP and a total of \$39,112,944 over all four years. The following chart provides a graphic representation of a comparison between the first two years of this CIP with the budgets for the two previously approved CIP's.



* The above represents the original budget amounts. Actual expenditures and reserves may have amended the totals.

It should be noted that the above expenditures include \$839,371 from the existing In Lieu Park Dedication Fee reserves as a contribution to the Bernal Community Park Phase II, Lighted Multi-Purpose Sports Fields. While this funding is reserved by City ordinance for the acquisition of new park land, staff is recommending its use for the Bernal Community Park as this is a high priority project and funding is necessary to meet the park’s projected development budget. The City Council previously approved a similar use of In-Lieu Park Dedication Fees as part of the Mid-Term Capital Improvement Budget. Section IV includes details regarding the proposed funding for this park project.

III. SUMMARY OF THE MAJOR REVENUE SOURCES

Beginning Balances

Beginning balances are developed based on revenue estimated to be available effective July 1, 2013. The estimated beginning balance, representing the unappropriated amount not counting existing project reserves, for all project categories for this CIP is \$27,569,238. The beginning balances are derived from available revenue from preceding years, from available development fee revenue collected calendar year 2012, from the close out of CIP projects funded previously that are no longer a priority and the ending balances from completed projects. In addition, as discussed as part of the Mid-Term Budget, the CIP now includes beginning balances that have not traditionally been part of this budget. However, this change assures consistency with overall budgetary practices. Some of the larger source and use of existing fund balance is as follows:

SUMMARY OF SPECIFIC FUNDS INCLUDED IN OVERALL CIP FUND BALANCE

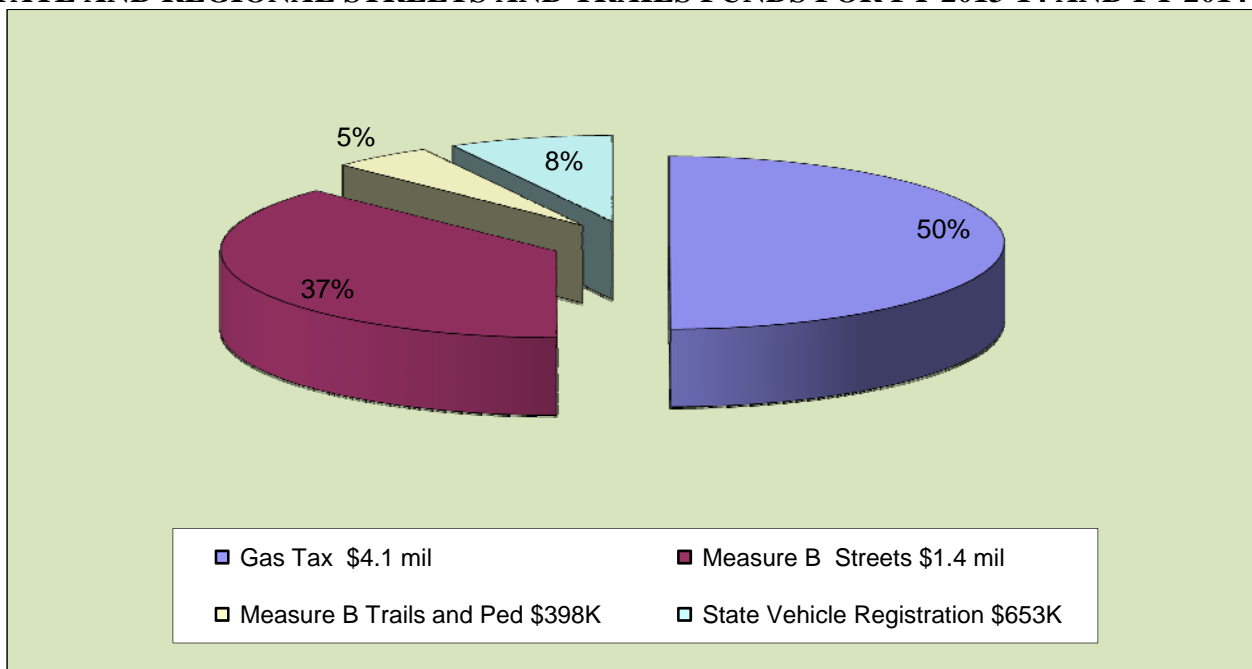
Beginning Balance	Amount	Summary
Miscellaneous Fund	\$3,498,974	Funds collected from NPID bond issuances that will be used for Downtown parking improvements and other yet to be determined projects.
Water Fund	\$12,629,252	Water maintenance and improvement funds required for long term maintenance and improvements of the water system.
Sewer Fund	\$2,013,414	Sewer maintenance and improvement funds required for long term maintenance and improvements of the sewer system
Streets Fund	\$1,556,269	Assessment and improvement district funding.

Beginning balances for each CIP section are included in the detailed financial tables located in the Appendix A.

State and Local Gas Tax and Highway Related Revenue

Gas taxes and Highway revenue is used for street repairs and improvements and placed in the Streets section of the CIP. In addition to the Gas Tax collected annually from the state gas taxes, this CIP includes funding from Measure B, State vehicle registration fees, and grants. Gas tax revenues are allocated annually to cities on a statewide allocation formula which is based primarily on a population. These funds, which can be used for new construction or repair and maintenance of existing street systems or street lighting, are determined by the amount of gas sold in the state. A summary of Street related revenue is detailed below.

STATE AND REGIONAL STREETS AND TRAILS FUNDS FOR FY 2013-14 AND FY 2014-15



In general, staff anticipates stable gas tax and highway related revenues during the term of the CIP and as reflected above, a total of \$6,615,189 is anticipated over the next two years from the primary street revenue sources. As noted in the table below, gas taxes are estimated to be \$2,070,375 in FY2013-14 which compares to \$1,974,811 actually received in FY2011-12. The table below details all street maintenance and improvement funds, less development fees and beginning balances included in the CIP.

SUMMARY OF HIGHWAY MAINTENANCE AND IMPROVEMENT FUNDS

RECURRING HIGHWAY MAINTENANCE FUNDS					
Source	2013-14	2014-15	2015-16	2016-17	Total
Gas Tax	\$2,070,375	\$2,070,500	\$2,070,500	\$2,070,500	\$8,281,875
Measure B Roadway	\$710,978	\$711,000	\$711,000	\$711,000	\$2,843,978
State Vehicle Registration	\$326,733	\$326,700	\$326,700	\$326,700	\$1,306,833
Measure B Trails & Pedestrian	\$198,903	\$200,000	\$200,000	\$200,000	\$798,903
Grants	\$1,012,745	\$834,400	\$0	\$0	\$1,847,145
Total	\$4,319,734	\$4,142,600	\$3,308,200	\$3,308,200	\$15,078,734

Of note, included in the above table is \$1,034,400 funding from the State’s Highway Bridge Grant Program (HBP) for the Bridge Painting: Bernal Bridge over the Arroyo de la Laguna and the Bridge Improvements at Various Locations projects and a \$709,000 Congestion and Air Quality (CMAQ) grant for the I-580 at Foothill Road Improvements- Phase 3 project.

In addition to the above state and regional revenues, the CIP includes development related revenue from the Tri-Valley Transportation Fee, the Dougherty Valley Mitigation Fees and City Transportation Improvement Fees. Staff estimates that the City's 20% share of the Tri-Valley Transportation Development Fee will generate approximately \$468,000 during the next four years of this program and a total of \$268,000 of this amount has been included in the Tri-Valley Transportation Fees Reserve project as a means of segregating it from other traffic related revenue. The existing beginning project reserve of \$160,000 and the \$220,000 projected for FY 2013-14 is being allocated to the I-580 at Foothill Road Improvements- Phase 3 project as part of that project’s overall funding. Also, this amount does not factor in any fee adjustments and the amount is potentially volatile since it is based on development activity.

Dougherty Valley Mitigation Fees are estimated at \$32,000 over the four years of the CIP. This funding is being placed in the Dougherty Valley Mitigation Reserve Fund which has a current balance of \$96,574 which will also be applied to the I-580 at Foothill Road Improvements- Phase 3 project.

City Transportation Improvement Fees (TIF) are estimated to be \$891,315 over the four years of the CIP. However, this amount does not include any funds from the recently approved California Center multi-family apartment project or the other multi-family projects that are currently under review.

Local Development Related Fees

This category of revenue consists of fees collected by the City to offset the impact of new development. The major sources and expected revenue from these sources are as follows:

CITY DEVELOPMENT RELATED FEES

Fee Type	FY2013-14	FY2014-15	FY2015-16	FY2016-17	Total
Traffic Impact Fees	\$406,315	\$200,000	\$62,000	\$223,000	\$891,315
In-Lieu Park Dedication Fees	\$291,210	\$194,140	\$58,242	\$181,000	\$724,592
Public Facilities Fees	\$408,317	\$638,052	\$506,096	\$500,000	\$2,052,465
Water Utility Connection Fees	\$113,400	\$78,165	\$40,965	\$77,000	\$309,530
Sewer Connection Fees	\$45,500	\$79,250	\$63,750	\$62,000	\$250,500
Tri-Valley Transportation Fees	\$220,000	\$71,000	\$60,000	\$117,000	\$468,000
Dougherty Valley Mitigation Fees	\$8,000	\$8,000	\$8,000	\$8,000	\$32,000
TOTAL	\$1,492,742	\$1,268,607	\$799,053	\$1,168,000	\$4,728,402

As indicated previously, these fees are available for expenditure in the fiscal year following the calendar year. As a result, \$2,972,733 collected in calendar year 2012, are generally included in beginning balances for FY 2013-14. Fees collected during calendar year 2013 are programmed for FY 2014-15. In projecting development related fees, staff has taken a conservative approach so that the CIP includes revenue projections only from projects that have been fully approved by the City Council and from projects that are expected to move forward in a specific year. However, if development does not occur as projected, staff will make the necessary adjustments as part of the Mid-Term CIP without affecting current year funding.

Also, note that development fee revenue in the last three years of the CIP is based on the anticipated date that fully approved projects will pull building permits and pay fees. As a result, this CIP does not include any of the fee revenue that will be generated from the recently approved California Center Project or projects that will be reviewed in the near future, such as the St. Anton and Ring Financial (Auf der Maur) development. Revenue from these projects will be included only after staff is assured that building permit issuance is anticipated.

Notwithstanding the above, because the City does not control the timeline for these developments, and the development fee projections are staff's best estimate of anticipated development activity. Should projects scheduled for calendar year 2013 not occur, the revenue projections will be adjusted as part of the Mid-Term CIP. Likewise, if new projects emerge, adjustments will be made at that time. In general, development projections must be viewed as tentative since even approved projects may be affected by the economy and the health of the housing and construction industry that is generally beyond the City's control.

Utility User's Fees

The City has historically adjusted sewer and water rates to assure adequate funding of Sewer and Water replacement and improvement projects. To show the availability of Sewer and Water replacement funds, the water and sewer program is divided into expansion and replacement/improvement projects. Expansion projects are those funded by utility connection fees from development activities while replacement/ improvement projects are funded by utility user fees, and other sources, that are transferred from the Water and Sewer Maintenance and Operation Funds (M & O) to the CIP for replacement/improvement projects. While these two funding sources are generally non transferable, from time to time, the City Council has approved loans or other financing tools that allows this exchange. However, there are no such transfers included in this CIP. All details regarding the use of this funding are included in the Water and Sewer detailed financial sheets located in the Appendix. Revenue anticipated from the Water and Sewer Maintenance and Operation Funds are as follows:

SUMMARY OF ANTICIPATED NEW REVENUE AND TRANSFERS FOR UTILITY MAINTENANCE AND IMPROVEMENT PROJECTS CIP

Water	2013-14	2014-15	2015-16	2016-17	Total
Vineyard Corridor 4 th Tier Water Fee	\$100,000	\$100,000	\$100,000	\$100,000	\$400,000
Replacement Accrual	\$1,600,000	\$1,600,000	\$1,600,000	\$1,600,000	\$6,400,000
Recycled Water	\$400,000	\$400,000	\$400,000	\$400,000	\$1,600,000
California Solar Initiative	\$110,000	\$70,000	\$0	\$0	\$180,000
Water Connection Fees	\$0	\$113,400	\$78,165	\$40,965	\$232,530
Interest Earning	\$104,000	\$97,500	\$106,500	\$115,000	\$423,000
Subtotal Water Revenue	\$2,314,000	\$2,380,900	\$2,284,665	\$2,255,965	\$9,235,530
Sewer					
Replacement Accrual	\$1,200,000	\$1,200,000	\$1,200,000	\$1,200,000	\$4,800,000
California Solar Initiative	\$8,000	\$5,000	\$0	\$0	\$13,000
Sewer Connection Fees	\$0	\$45,500	\$79,250	\$63,750	\$188,500
Interest Earning	\$17,000	\$17,600	\$21,600	\$25,600	\$81,800
Subtotal Sewer Revenue	\$1,225,000	\$1,268,100	\$1,300,850	\$1,289,350	\$5,083,300
TOTAL UTILITY REVENUES	\$3,539,000	\$3,649,000	\$3,585,515	\$3,545,315	\$14,318,830

Transfers from the General Fund

As detailed in the current Mid-Term CIP, staff anticipated restarting a General Fund contribution to the CIP. The contribution has not occurred over the past few years as the City focused its attention on maintaining service levels in view of a struggling economy that has impacted City revenues overall. To that end, this CIP includes a General Fund transfer of \$1,000,000 in FY 2013-14 and \$1,300,000 in FY 2014-15. All of this funding is being allocated to the Bernal Community Park, Phase II Multi-Purpose Lighted Sports Fields project. Note that this funding is tentative and subject to adjustment based on the overall condition of the economy and the corresponding need to provide ongoing services. However, staff has continued to make adjustments to the operating budget with the goal of resuming the contributions and the City’s operating budget is presented assuming this transfer.

IV. SUMMARY OF CIP EXPENDITURES

The CIP includes a total of 62 projects recommended for funding over the first two years of the CIP and a total of 63 projects for all four years. Expenditures, including project reserves for FY 2013-14 are estimated at \$17,103,460 and at \$9,832,774 for FY 2014-14 for a total of 26,936,234 for the first two funded years. Total expenditures and reserves for all four years of the CIP are estimated at \$39,112,944. A summary of the major funded projects is as follows:

Summary of Major Funded Projects

Streets

- Provides a total of \$9,200,000 over the four years of the CIP for street resurfacing. The \$2,700,000 in each of the first two years of the program represents an increase (38%) over the \$1,950,000 anticipated for 2013-14 in the Mid-Term CIP and consistent with needs outlined in the City's pavement management system. The actual streets to be resurfaced will be determined following an update to the City's pavement management system. Notwithstanding this funding, staff anticipates that additional street maintenance funding will be needed in the future to meet ongoing street maintenance needs.
- Includes \$3,240,000 for various street related maintenance and improvement projects including sidewalk replacement (\$600,000), slurry sealing (\$1,400,000), installation of traffic buttons and line markers (\$200,000), sidewalk ramp installation (\$520,000), annual evaluation of City streets (\$120,000) and intersection improvements at various locations (\$400,000). These funded amounts are consistent with funding in recent previous years.
- Includes \$500,000 for installation of traffic signals at various locations to be determined consistent with the General Plan and the City Traffic Improvement Fees. Signal locations will be presented to the City Council prior to awarding a contract to design and install.
- Includes \$150,000 to conduct bi-annual bridge maintenance on City bridges to assure they continue meeting Caltrans and City standards. In addition, also included is \$500,000 for the Bridge Improvements at Various Locations and \$671,400 for the Bridge Painting: Bernal Bridge over the Arroyo de la Laguna projects, which is funded during the next two fiscal years.
- Includes \$2,191,490 for the I-580 at Foothill Road Improvements Phase 3. As detailed in the project description sheet on page 32, the funding for this year is part of the project's overall cost of \$4,560,000. Phases 1 and 2 of this project included environmental work and design specifications. Phase 3 includes project construction to create a "T" style intersection at Foothill Road just south of the I-580 interchange. With this funding, staff anticipates the project moving forward in 2013/14.
- Includes \$675,000 for installation of bicycle and pedestrian improvements at various locations based on need and recommendations by City commissions, committees and staff; and \$103,745 for a bicycle detection system at select intersections on Hopyard Road.

- A total of \$325,000 for street repairs on West Las Positas and Hopyard Road to address roadway settlement.
- \$650,000 is included in FY2013-14 for the construction of the Old Vineyard Avenue Pedestrian Trail-Phase I. A description of the project is located on page 34.

Parks

- Includes \$3,646,482 of funding for the Bernal Community Park, Phase II Lighted Multi-Purpose Sports Fields (Including the Oak Woodland area) project with funding as follows:

SUMMARY BERNAL COMMUNITY PARK, PHASE II, LIGHTED MULTI-PURPOSED SPORTS FIELDS (INCLUDING THE OAK WOODLANDS AREA)

Funding Source	Total
Existing Project Reserve	\$10,675,000*
<i>Funding included in this CIP:</i>	
General Fund Contributions (FY 2013-14/15)	\$2,300,000
Existing General Funds reserves in the Parks Fund CIP	\$124,674
Transfer from existing In-Lieu Park Dedication Fee Reserves	\$839,371
Anticipated Park Fund Interest	\$4,400
Transfer from the General Fund Portion of the Happy Valley By-Pass Road	\$378,037
Total Existing and Anticipated Funding	\$14,321,482

*Includes \$3,175,000 from East Bay Regional Parks Measure WW which is reserved but not yet received.

As detailed on page 39, the anticipated cost of this project is \$16,500,000. As a result, a funding gap of \$2,178,518 remains. Staff anticipates that the bulk of this funding gap will be closed from the use of In-Lieu Park Dedication Fees pledged to this project as part of development agreements executed for new multi-family residential developments. The California Center development has already been approved and its developer agreed to allow the In-Lieu Park Dedication Fees from its development to be used for this project. In addition, staff has been working with the local sports groups who have expressed willingness to conduct fundraising in support of the park. Staff anticipates reporting to the City Council prior to the issuance of project specifications for approval of project funding sources.

As noted above, funding includes a \$378,037 transfer of General Fund dollars currently allocated to the Happy Valley Bypass Road. This project was recently removed from the City Council’s Work Plan of priority projects and as such, staff is recommending it be transferred to the Bernal Park project.

Based on the current funding situation, staff has been working with the architect on project specifications with the expectation that the project will be ready for construction bidding in spring 2014.

- In-Lieu Park Dedication fees are limited to projects related to acquiring parkland. A total of \$543,742 is included in the four years of the CIP to fund a reserve to acquire land for a new community park(s).

Miscellaneous

- \$200,000 is included to perform maintenance on City parking lots.
- \$310,000 is included to fund the acquisition and installation of Radio Frequency Identification Tagging which will improve inventory control and Automated Material Sorting equipment to improve the processing of returned material at the Pleasanton Library. These technologies were anticipated at the time the City established an independent City library and recent technological improvements now make them cost effective and reliable. The new equipment will assist in addressing increased service requests and material processing at the Pleasanton Library.
- \$340,000 to install a new roof on the Pleasanton Library. The existing roof has recently had leaking issues and City maintenance staff has determined that replacement is the most effective approach to addressing the issue.
- A total of \$165,000 to resurface the tennis courts at the Pleasanton Tennis and Community Park.

Water and Sewer

- A total of \$200,000,000 is allocated for annual sanitary sewer main replacements and improvements and \$1,830,000 for annual water main replacements.
- \$3,000,000 for the purchase and implementation of an automated meter reading system. While this project has been anticipated for some time, recent product improvements now make it cost effective and consistent with utility needs. The project will result in considerable operational saving and improved data control.
- A total of \$700,000 over the four years of the CIP for annual water and sewer pump and motor repairs.

American with Disabilities Act Expenditures

The City also has a priority of highlighting CIP accessibility projects. In addition to the CIP as one source of funding that addresses this issue, the City Facilities Renovation Fund includes \$50,000 annually for ADA compliance projects. The following projects are included in the CIP:

AMERICANS WITH DISABILITIES (ADA) RELATED PROJECTS

Project Title	FY 2013-14	FY 2014-15	FY 2015-16	FY 2016-17	Total
Annual Sidewalk Maintenance	\$150,000	\$150,000	\$150,000	\$150,000	\$600,000
Annual Sidewalk and Intersection Ramp Installations	\$130,000	\$130,000	\$130,000	\$130,000	\$520,000
TOTAL	\$280,000	\$280,000	\$280,000	\$280,000	\$1,120,000

In addition, to the projects listed above, Appendix B includes a listing of existing CIP projects that are currently underway or in reserve in anticipation of future funding. By approving this budget, the City Council is also approving the carry-over of funding for these projects.

V. CONCLUSION

This CIP presents a wide range of street, parks, utility and public facility projects that will address many community interests and needs including maintenance of existing infrastructure and new projects. In many ways, this document continues to balance the need for ongoing infrastructure maintenance while addressing new needs and priorities.

Looking to the future, staff is working on or anticipates activity on a range of capital projects including:

- Staples Ranch Community Park
- Downtown Corridor Parking and Trail Improvements
- Old Stanley Road Improvements
- Library Space Needs
- Lions Wayside/Delucchi Park Improvements
- Increased Maintenance for City Parking Lots
- A Solution for the Bernal Bridge to Improve Pedestrian Traffic
- I-680 @ Bernal Avenue Improvements anticipated as part of Bernal Property

To address ongoing capital needs, staff will continue to rely on the Council's comprehensive priority setting process that leads to the adoption of an Annual Work Plan that identifies and prioritizes key projects and programs. In addition, staff and the City Council will continue exploring opportunities for revenue enhancement from development impact fees that are needed to assure the City is well maintained with facilities that meet community needs.

Staff is confident that this plan addresses the City's current capital improvement requirements and through the collective efforts of the City Council and the community, these future challenges will be met in a way that maintains the high quality of existing streets, facility and utility infrastructure and allows for the development of new facilities in a cost efficient and effective manner.

**BERNAL COMMUNITY PARK PHASE II
LIGHTED MULTI-PURPOSE SPORTS FIELDS (Including Oak Woodland Area)
PRELIMINARY FUNDING AND DEVELOPMENT COST ESTIMATES**

Revised 5/24/2013

<u>Source of Funds</u>	<u>Estimate</u>
Bernal Community Park Phase II Reserve	\$7,558,317
East Bay Regional Parks Measure WW	\$3,116,683
Projected FY 2013-14/14-15 in this CIP	<u>\$3,646,482</u>
Sub-Total	\$14,321,482
Additional Funding (Yet to be Identified)	<u>\$2,178,518</u>
Total	\$16,500,000

EXPENDITURES

Multi-Purpose Sports Fields and Related Amenities

Mobilization and Site/Earth Work	\$1,991,000
Electrical/Utilities	\$1,131,000
Landscaping	\$935,000
Parking and Roads	\$638,000
Restroom Building	\$300,000
Concession Building (Plumbing Only)	\$50,000
Refuse Enclosure	\$75,000
Pathways, Plaza Paving, Mow Strip	\$762,000
Three Synthetic Multi-Purpose Fields with Lighting	\$3,539,000
Scoreboard, Grandstand, etc	\$538,000
Amenities (benches, picnic area, play area, etc)	\$325,000
Storage/Maintenance Building	\$150,000
Architectural Fees	<u>\$675,000</u>
Sub-Total	\$11,109,000
Contingency	<u>\$1,450,000</u>
Total Multi-Purpose Sports Fields and Related Amenities	\$12,559,000

Oak Woodland Area (1)

	<u>Estimate</u>
Mobilization and Site Work	\$1,798,000
Pathway System	\$770,000
Site Amenities (benches, signage, etc)	\$197,000
Revegetation	\$679,000
Misc. construction	<u>\$150,000</u>
Sub-Total	\$3,594,000
Contingency	<u>\$347,000</u>
Total Oak Woodland	\$3,941,000

Total Bernal Park Phase II Development Cost **\$16,500,000**

Notes.

1. This aspect of the project has not yet been designed and costs are conceptual.

THE CITY OF



CAPITAL IMPROVEMENT PROGRAM

Summary Financial Tables

STREETS PROJECTS SUMMARY
CAPITAL IMPROVEMENT PROGRAM
Fiscal Years 2013-14 through 2016-17

		2013-14	2014-15	2015-16	2016-17	TOTAL
	BEGINNING UNAPPROPRIATED STREETS FUND BALANCE ⁽¹⁾	\$7,067,080	\$3,713,265	\$3,122,655	\$3,208,990	\$7,067,080
	REVENUES:					
	Traffic Impact Fees	406,315	200,000	62,000	223,000	891,315
	Tri-Valley Transportation Fees (20% City portion)	220,000	71,000	60,000	117,000	468,000
	Dougherty Valley Mitigation Fees	8,000	8,000	8,000	8,000	32,000
	SUBTOTAL FEE REVENUE	\$634,315	\$279,000	\$130,000	\$348,000	\$1,391,315
	Transfer to Next Year's Revenue	(406,315)	(200,000)	(62,000)	(223,000)	(891,315)
	Transfer from Prior Calendar Year Revenue	0	406,315	200,000	62,000	668,315
	TDA Article 3.5	103,745	0	0	0	103,745
	Congestion Management and Air Quality (CMAQ) for I-580 Foothill Interchange	709,000	0	0	0	709,000
	Bridge Painting HBP Grant (Arroyo De Laguna)	90,000	504,400	0	0	594,400
	Bridge Improvement HBP Grant (Various Locations)	110,000	330,000	0	0	440,000
	2013 Gas Tax	1,008,745	1,008,000	1,008,000	1,008,000	4,032,745
	2105 Gas Tax	332,935	333,000	333,000	333,000	1,331,935
	2107 Gas Tax	495,686	496,000	496,000	496,000	1,983,686
	2106 Gas Tax	225,509	226,000	226,000	226,000	903,509
	2107.5 Gas Tax	7,500	7,500	7,500	7,500	30,000
	Measure B - Streets	710,978	711,000	711,000	711,000	2,843,978
	Measure B - Bicycle and Pedestrian	198,903	200,000	200,000	200,000	798,903
	Measure F Vehicle Registration Fees - Streets	326,733	326,700	326,700	326,700	1,306,833
	Interest Income (Includes Interest from Project reserves)	47,900	30,460	28,720	28,980	136,060
	TOTAL REVENUES	\$4,595,634	\$4,658,375	\$3,604,920	\$3,524,180	\$16,383,109
	TOTAL FUNDS AVAILABLE	\$11,662,714	\$8,371,640	\$6,727,575	\$6,733,170	\$23,450,189
	EXPENDITURES:					
135009	Annual Curb and Gutter Replacements for Street Resurfacing Projects	300,000	300,000	200,000	200,000	1,000,000
135003	Annual Resurfacing and Reconstruction of Various Streets	2,700,000	2,700,000	1,900,000	1,900,000	9,200,000
135005	Annual Sidewalk & Intersection Ramp Installations	130,000	130,000	130,000	130,000	520,000
135012	Annual Sidewalk Maintenance	150,000	150,000	150,000	150,000	600,000
135004	Annual Slurry Sealing of Various Streets	350,000	350,000	350,000	350,000	1,400,000
135007	Annual Traffic Buttons & Line Marker Installation	50,000	50,000	50,000	50,000	200,000
115043	Arroyo Mocho Trail Bicycle and Pedestrian Improvements (Additional Funding)	194,000	0	0	0	194,000
135018	Bi-Annual Bridge Maintenance Program	150,000	0	50,000	0	200,000
145021	Bi-Annual Evaluation and Reclassification of Street Surfaces	0	60,000	0	60,000	120,000
145055	Bi-Annual Neighborhood Traffic Calming Devices	0	40,000	0	40,000	80,000
135032	Bi-Annual Traffic Signal Installations	250,000	0	250,000	0	500,000
135043	Bicycle and Pedestrian Related Improvements	75,000	200,000	200,000	200,000	675,000
135006	Bicycle Detection on Hopyard Road	103,745	0	0	0	103,745
135008	Bridge Improvements at Various Locations	125,000	375,000	0	0	500,000
135025	Bridge Painting: Bernal Bridge Over Arroyo de la Laguna	102,000	569,400	0	0	671,400
095034	I-580 at Foothill Road Improvements Phase 3 (Additional Funding)	2,191,490	0	0	0	2,191,490
135041	Intersection Improvements at Various Locations	100,000	100,000	100,000	100,000	400,000
	Old Vineyard Avenue Pedestrian Trail - Phase I	650,000	0	0	0	650,000
145006	Street Sinking Repair: Hopyard Road @ Arroyo Mocho	0	75,000	0	0	75,000
115014	Street Sinking Repair: West Las Positas	250,000	0	0	0	250,000
999999	To General Fund - Gas Tax Administration	7,500	7,500	7,500	7,500	30,000
999999	To General Fund - Congestion Mgmt	36,445	36,445	36,445	36,445	145,780
999999	To General Fund - NPID Reimbursement	23,669	24,040	24,040	24,040	95,789
999999	To General Fund - Landscape NPID	2,600	2,600	2,600	2,600	10,400
	STREET EXPENDITURES	\$7,941,449	\$5,169,985	\$3,450,585	\$3,250,585	\$19,812,604
	RESERVES:					
015041	Tri-Valley Transportation Development Fee Reserve	0	71,000	60,000	117,000	248,000
025023	Dougherty Valley Mitigation Revenue Reserve	8,000	8,000	8,000	8,000	32,000
	TOTAL RESERVES	\$8,000	\$79,000	\$68,000	\$125,000	\$280,000
	TOTAL EXPENDITURES AND RESERVES	\$7,949,449	\$5,248,985	\$3,518,585	\$3,375,585	\$20,092,604
	ENDING STREETS FUND BALANCE	\$3,713,265	\$3,122,655	\$3,208,990	\$3,357,585	\$3,357,585

⁽¹⁾ The Beginning Unappropriated Streets Fund Balance is net of the following Reserves:

Tri-Valley Transportation Development Fee Reserve	\$259,173
Dougherty Valley Mitigation Revenue Reserve	96,574
Happy Valley Bypass Road Reserve	1,011,996
Old Stanley Blvd. Improvements: Main Street to First Street Reserve	2,134,316
Dublin Reimbursement for Future Projects Reserve	2,057,657
FY 2012-13 Reserve Balance	<u>\$5,559,716</u>

**PARKS PROJECTS
CAPITAL IMPROVEMENT PROGRAM
Fiscal Years 2013-14 through 2016-17**

		2013-14	2014-15	2015-16	2016-17	TOTAL
	BEGINNING UNAPPROPRIATED PARKS FUND BALANCE ⁽¹⁾	\$1,090,200	\$127,255	\$128,455	\$129,655	\$1,090,200
	REVENUES:					
	Park Dedication Fees	291,210	194,140	58,242	181,000	724,592
	TOTAL FEE REVENUE	\$291,210	\$194,140	\$58,242	\$181,000	\$724,592
	Transfer to Next Year's Revenue	(291,210)	(194,140)	(58,242)	(181,000)	(724,592)
	Transfer from Prior Calendar Year Revenue	0	291,210	194,140	58,242	543,592
	Interest	5,500	1,250	1,250	1,250	9,250
	TOTAL ESTIMATED REVENUES	\$5,500	\$292,460	\$195,390	\$59,492	\$552,842
	TRANSFERS FROM:					
	Happy Valley Bypass Road Reserve (035006)	378,037	0	0	0	378,037
	General Fund	1,000,000	1,300,000	0	0	2,300,000
	TOTAL ESTIMATED TRANSFERS	\$1,378,037	\$1,300,000	\$0	\$0	\$2,678,037
	TOTAL FUNDS AVAILABLE	\$2,473,737	\$1,719,715	\$323,845	\$189,147	\$4,321,079
	EXPENDITURES:					
017045	Bernal Community Park, Phase II Lighted Multi-Purpose Sports Fields	2,346,482	1,300,000	0	0	3,646,482
	TOTAL EXPENDITURES	\$2,346,482	\$1,300,000	\$0	\$0	\$3,646,482
	RESERVES:					
037028	New Community Park: Site Acquisition Reserve from In Lieu Park Dedication Fees	0	291,260	194,190	58,292	543,742
	TOTAL RESERVES	\$0	\$291,260	\$194,190	\$58,292	\$543,742
	TOTAL EXPENDITURES AND RESERVES	\$2,346,482	\$1,591,260	\$194,190	\$58,292	\$4,190,224
	ENDING PARKS FUND BALANCE	\$127,255	\$128,455	\$129,655	\$130,855	\$130,855

⁽¹⁾The Beginning Unappropriated Parks Fund Balance is net of the following Reserves:

General Trail Improvements and Development Reserve	\$846,432
Bernal Property Improvements Reserve (Phase II)	7,558,317
New Community Park: Site Acquisition Reserve	282,932
Bernal Property Trail Reserve	152,000
FY 2012-13 Reserve Balance	<u>\$8,839,681</u>

MISCELLANEOUS PROJECTS SUMMARY
CAPITAL IMPROVEMENT PROGRAM
Fiscal Years 2013-14 through 2016-17

		2013-14	2014-15	2015-16	2016-17	TOTAL
	BEGINNING UNAPPROPRIATED MISCELLANEOUS FUND BALANCE ⁽¹⁾	\$4,769,292	\$4,019,592	\$3,903,609	\$4,348,561	\$4,769,292
	REVENUES:					
	Public Facilities Fee	408,317	638,052	506,096	500,000	2,052,465
	TOTAL FEE REVENUE	\$408,317	\$638,052	\$506,096	\$500,000	\$2,052,465
	Transfer to Next Year's Revenue	(408,317)	(638,052)	(506,096)	(500,000)	(2,052,465)
	Transfer from Prior Calendar Year Revenue	0	408,317	638,052	506,096	1,552,465
	California Solar Initiative Rebate from PG & E (#098041)	16,000	10,000	0	0	26,000
	Interest Income (including CIP Project Reserves)	39,300	35,700	36,900	39,050	150,950
	TOTAL ESTIMATED REVENUES	\$55,300	\$454,017	\$674,952	\$545,146	\$1,729,415
	TOTAL FUNDS AVAILABLE	\$4,824,592	\$4,473,609	\$4,578,561	\$4,893,707	\$6,498,707
	EXPENDITURES:					
138029	Bi-Annual Fence Installation & Repair	50,000	0	50,000	0	100,000
138016	Bi-Annual Soundwall Repair & Replacement	100,000	0	50,000	0	150,000
138015	Bi-Annual Storm Repairs and Improvements	50,000	0	50,000	0	100,000
138034	City Parking Lot Maintenance and Rehabilitation	200,000	0	0	0	200,000
948051	East County Animal Shelter Debt Service	80,000	80,000	80,000	80,000	320,000
148008	Library Roof Replacement	0	340,000	0	0	340,000
138035	Radio Frequency Identification Tagging for Library Material	160,000	0	0	0	160,000
148014	Self Check-in Automated Sorter for Library	0	150,000	0	0	150,000
138055	Tennis Court Reconstruction and Re-Surfacing	165,000	0	0	0	165,000
	TOTAL EXPENDITURES	\$805,000	\$570,000	\$230,000	\$80,000	\$1,685,000
	RESERVES:					
068018	Capital Improvement Program Reserve (CIPR)	0	0	0	495,000	495,000
	TOTAL RESERVES	\$0	\$0	\$0	\$495,000	\$495,000
	TOTAL EXPENDITURES AND RESERVES	\$805,000	\$570,000	\$230,000	\$575,000	\$2,180,000
	ENDING MISCELLANEOUS FUND BALANCE	\$4,019,592	\$3,903,609	\$4,348,561	\$4,318,707	\$4,318,707

⁽¹⁾ The Beginning Unappropriated Miscellaneous Fund Balance is net of the following Reserves:

Capital Improvement Program Reserve (CIPR)	\$1,909,882
City Hall Office Building & Civic Center Site Improvements Reserve	1,927,859
FY 2012-13 Reserve Balance	<u>\$3,837,741</u>


**WATER PROJECTS SUMMARY
CAPITAL IMPROVEMENT PROGRAM
Fiscal Years 2013-14 through 2016-17**

		2013-14	2014-15	2015-16	2016-17	TOTAL
	BEGINNING WATER FUND BALANCE	\$12,629,252	\$10,480,723	\$11,289,094	\$12,451,230	\$12,629,252
	REVENUES:					
	Water Connection Fees	113,400	78,165	40,965	77,000	309,530
	TOTAL FEE REVENUE	\$113,400	\$78,165	\$40,965	\$77,000	\$309,530
	Transfer to Next Year's Revenue	(113,400)	(78,165)	(40,965)	(77,000)	(309,530)
	Transfer from Prior Calendar Year Revenue	0	113,400	78,165	40,965	232,530
	California Solar Initiative Rebate from PG&E (#098041)	110,000	70,000	0	0	180,000
	Interest Income (Including Project Reserves)	104,000	97,500	106,500	115,000	423,000
	TOTAL ESTIMATED REVENUES	\$214,000	\$280,900	\$184,665	\$155,965	\$835,530
	TRANSFERS FROM:					
	Water M&O Fund - Replacement Accrual	1,600,000	1,600,000	1,600,000	1,600,000	6,400,000
	Water M&O Fund - Recycled Water Revenue	400,000	400,000	400,000	400,000	1,600,000
	Water M&O Fund - Vineyard Avenue Corridor Fourth Tier Water Fees	100,000	100,000	100,000	100,000	400,000
	NET TRANSFERS IN/(OUT)	\$2,100,000	\$2,100,000	\$2,100,000	\$2,100,000	\$8,400,000
	TOTAL FUNDS AVAILABLE	\$14,943,252	\$12,861,623	\$13,573,759	\$14,707,195	\$21,864,782
	EXPENDITURES:					
131016	Advanced Metering Infrastructure	3,000,000	0	0	0	3,000,000
131013	Annual Replacement of Polybutylene Service Laterals	75,000	75,000	75,000	75,000	300,000
131040	Annual Replacement of Water Meters	250,000	250,000	200,000	200,000	900,000
131028	Annual Water Main Replacement	480,000	450,000	450,000	450,000	1,830,000
131019	Annual Water Pump and Motor Repairs	150,000	150,000	100,000	100,000	500,000
131037	Backflow Administration	50,000	0	0	0	50,000
141011	Bi-Annual Control Valve Improvements	0	100,000	0	100,000	200,000
141038	Bi-Annual Pressure Reducing Station Improvements	0	50,000	0	50,000	100,000
141010	Bi-Annual Water Electrical Panel Improvements	0	50,000	0	50,000	100,000
141022	Bi-Annual Water Emergency Generator Improvements	0	50,000	0	50,000	100,000
141027	Bi-Annual Water Tank Corrosion Repairs	0	100,000	0	100,000	200,000
999999	General Fund - CIP Engineering and Inspection	220,000	220,000	220,000	220,000	880,000
999999	General Fund - Utility Cut Patching	77,529	77,529	77,529	77,529	310,116
131000	Water Quality Improvements	50,000	0	0	0	50,000
131039	Water Rate Analysis	60,000	0	0	0	60,000
131042	Water Telemetry Upgrades	50,000	0	0	0	50,000
	TOTAL WATER PROJECTS	\$4,462,529	\$1,572,529	\$1,122,529	\$1,472,529	\$8,630,116
	ENDING WATER FUND BALANCE	\$10,480,723	\$11,289,094	\$12,451,230	\$13,234,666	\$13,234,666

**SEWER PROJECTS SUMMARY
CAPITAL IMPROVEMENT PROGRAM
Fiscal Years 2013-14 through 2016-17**

		2013-14	2014-15	2015-16	2016-17	TOTAL
	BEGINNING SEWER FUND BALANCE	\$2,013,414	\$1,698,414	\$2,116,514	\$2,637,364	\$2,013,414
	REVENUES:					
	Sewer Connection Fees	45,500	79,250	63,750	62,000	250,500
	TOTAL FEE REVENUE	\$45,500	\$79,250	\$63,750	\$62,000	\$250,500
	Transfer to Next Year's Revenue	(45,500)	(79,250)	(63,750)	(62,000)	(250,500)
	Transfer from Prior Calendar Year Revenue	0	45,500	79,250	63,750	188,500
	California Solar Initiative Rebate from PG&E (#098041)	8,000	5,000	0	0	13,000
	Interest Income (including project reserves)	17,000	17,600	21,600	25,600	81,800
	TOTAL ESTIMATED REVENUES	\$25,000	\$68,100	\$100,850	\$89,350	\$283,300
	TRANSFERS FROM:					
	Sewer M&O Fund - Replacement Accrual	1,200,000	1,200,000	1,200,000	1,200,000	4,800,000
	NET TRANSFERS IN/(OUT)	\$1,200,000	\$1,200,000	\$1,200,000	\$1,200,000	\$4,800,000
	TOTAL FUNDS AVAILABLE	\$3,238,414	\$2,966,514	\$3,417,364	\$3,926,714	\$7,096,714
	EXPENDITURES:					
132002	Annual Sewer Main Improvements	500,000	500,000	500,000	500,000	2,000,000
132020	Annual Sewer Pump and Motor Repairs	50,000	50,000	50,000	50,000	200,000
142030	Bi-Annual Sewer Electrical Panel Improvements	0	50,000	0	50,000	100,000
142017	Bi-Annual Sewer Emergency Generator Improvements	0	50,000	0	50,000	100,000
132001	Bi-Annual Sewer Maintenance Hole Improvements	30,000	0	30,000	0	60,000
132026	Meadowlark Sewer Siphon	600,000	0	0	0	600,000
132031	Sewer Rate Analysis	60,000	0	0	0	60,000
132033	Sewer Telemetry Upgrades	100,000	0	0	0	100,000
999999	General Fund - CIP Engineering and Inspection	200,000	200,000	200,000	200,000	800,000
	TOTAL SEWER PROJECTS	\$1,540,000	\$850,000	\$780,000	\$850,000	\$4,020,000
	ENDING SEWER FUND BALANCE	\$1,698,414	\$2,116,514	\$2,637,364	\$3,076,714	\$3,076,714

This page intentionally left blank.



THE CITY OF



PLEASANTON®

STREETS

ANNUAL CURB AND GUTTER REPLACEMENTS FOR STREET RESURFACING

PROJECT DESCRIPTION: As part of the annual resurfacing of City streets, various sections of curb and gutter need to be replaced along those street areas slated for resurfacing. The Americans with Disabilities Act requires all intersection ramp areas to be improved to current standards when the street is resurfaced. This project augments funding for this work as necessary. Curb and gutter replacement locations are determined through visual inspection by City staff.

PROJECT JUSTIFICATION: This annual project will restore proper street gutter drainage run-off in order to protect the pavement from failure due to saturated subgrade conditions. This project will also reduce maintenance costs and help keep City streets safe and well maintained.

PROJECT COST ESTIMATE

Item	Cost	Funding Source	
Curb & Gutter Replacement: FY 2013-14 and 2014-15	\$600,000	Measure B: FY 2013-14	\$300,000
Curb & Gutter Replacement: FY 2015-16 and 2016-17	\$400,000	Measure B and Vehicle Registration Funds: FY 2014-15	\$300,000
		Measure B: FY 2015-16 and 2016-17	\$400,000
TOTAL	\$1,000,000	TOTAL	\$1,000,000

CIP #: 135009 **CATEGORY:** Streets **RECOMMENDATION:** Fund in FY 2013-14/14-15

ANNUAL RESURFACING & RECONSTRUCTION OF VARIOUS STREETS

PROJECT DESCRIPTION: This annual project involves the resurfacing and reconstruction of various City streets to assure conformance with City maintenance standards and the Complete Streets Policy. Streets to be resurfaced and reconstructed will be determined based upon conclusions reached as part of Pavement Condition Survey studies. When resurfacing thoroughfares, the asphalt mix will be sound attenuating pavement to attenuate tire noise, slightly increasing the cost of resurfacing. Included as part of this project is the replacement of existing traffic loop detectors and the reconstruction of pavement surface approaches to signalized intersections where broken pavement can no longer hold traffic loops in place. Traffic striping will be updated to accommodate new bike lanes where possible in accordance with the Bicycle Master Plan.

PROJECT JUSTIFICATION: This annual project is needed to help keep City streets in a serviceable, smooth riding condition for vehicular traffic, and to maintain the City’s streets at the current Pavement Condition Index. The funding level is identified from the Pavement Management System based on the City’s actual costs of treatments.

PROJECT COST ESTIMATE

Item	Cost	Funding Source	
Design and Construction: FY 2013-14	\$2,700,000	Gas Tax, Measure B and Vehicle Registration Funds: FY 2013-14	\$2,700,000
Design and Construction: FY 2014-15	\$2,700,000	Gas Tax, Measure B and Vehicle Registration Funds: FY 2014-15	\$2,700,000
Design and Construction: FY 2015-16 and 2016-17	\$3,800,000	Gas Tax, Measure B and Vehicle Registration Funds: FY 2015-16/ 2016-17	\$3,800,000
TOTAL	\$9,200,000	TOTAL	\$9,200,000

CIP #: 135003 **CATEGORY:** Streets **RECOMMENDATION:** Fund in FY 2013-14/14-15

ANNUAL SIDEWALK AND INTERSECTION RAMP INSTALLATIONS

PROJECT DESCRIPTION: This annual project includes the construction of new sidewalks and intersection ramps at various locations where sidewalks and intersection ramps do not currently exist or are outdated. This project will also include adding yellow truncated domes at the existing ramps in compliance with the latest ADA requirements. The City's Street Division uses part of the funding to complete sidewalk grinds to remove potential trip hazards. The City was divided into eight zones and prioritized in 2009 by the local ADA Committee to work on areas in one zone each year. Locations are selected following ADA Committee Priority Recommendations. Each year's project scope of work will be tailored to available funding.

PROJECT JUSTIFICATION: This is an annual project that is intended to provide a safe walking area for pedestrians in older sections of the City. It will improve access to public facilities and commercial locations for the mobility impaired and bicyclists.

PROJECT COST ESTIMATE

Item	Cost	Funding Source	
Design & Construction: FY 2013-14	\$130,000	Gas Tax: FY 2013-14	\$130,000
Design & Construction: FY 2014-15	\$130,000	Gas Tax: FY 2014-15	\$130,000
Design & Construction: FY 2015-16 and 2016-17	\$260,000	Gas Tax: FY 2015-16 and 2016-17	\$260,000
TOTAL	\$520,000	TOTAL	\$520,000

CIP #: 135005 **CATEGORY:** Streets **RECOMMENDATION:** Fund in FY 2013-14/14-15

ANNUAL SIDEWALK MAINTENANCE

PROJECT DESCRIPTION: This annual project provides for replacement of sidewalks that have become potential tripping hazards to pedestrians citywide. Typically, the City's street crews grind down those areas where concrete sidewalks have become displaced either through expansive soil conditions or tree roots. Due to the large volume of areas in need of repair and where grinding of the concrete is not a viable solution, the sidewalk needs to be removed and replaced by construction contract. Repairs may include the replacement of sidewalk, integral curb and gutter, ADA access ramps, and the installation of tree-root or water barriers. The specific locations to be replaced will be determined by staff through a sidewalk condition analysis.

PROJECT JUSTIFICATION: This project provides for the repair of existing sidewalks that have become potential tripping hazards to pedestrians.

PROJECT COST ESTIMATE

Item	Cost	Funding Source	
Sidewalk Maintenance: FY 2013-14 through 2016-17	\$150,000	Measure B Funds: FY 2013-14 through 2016-17	\$150,000
TOTAL	\$600,000	TOTAL	\$600,000

CIP #: 135012 **CATEGORY:** Streets **RECOMMENDATION:** Fund in FY 2013-14/14-15

ANNUAL SLURRY SEALING OF VARIOUS STREETS

PROJECT DESCRIPTION: This annual project provides for the slurring of various City streets with slurry seal by construction contract. Actual locations will be determined after reviewing the Pavement Management System (PMS) survey data and field information analysis, which is done on a biannual basis. Traffic striping will be updated to accommodate new bike lanes where possible in accordance with the Bicycle Master Plan and Complete Streets Policy.

PROJECT JUSTIFICATION: The application of slurry seal treatment seals and protects street surfaces and extends the useful life of the existing asphalt pavement.

PROJECT COST ESTIMATE

Item	Cost	Funding Source	
Design & Construction: FY 2013-14	\$350,000	Gas Tax: FY 2013-14	\$350,000
Design & Construction: FY 2014-15	\$350,000	Gas Tax and Measure B: FY 2014-15	\$350,000
Design & Construction: FY 2015-16 and FY 2016-17	\$700,000	Gas Tax and Measure B: FY 2015-16 and FY 2016-17	\$700,000
TOTAL	\$1,400,000	TOTAL	\$1,400,000

CIP #: 135004 **CATEGORY:** Streets **RECOMMENDATION:** Fund in FY 2013-14/14-15

ANNUAL TRAFFIC BUTTONS AND LINE MARKER INSTALLATION

PROJECT DESCRIPTION: This annual project secures contract services to complete street channelization revisions and/or major replacement of traffic control markings (that is, buttons, thermoplastics, etc.) in accordance with City design standards. The work schedule and priorities will be established annually by the Traffic Engineering and Street Maintenance Program.

PROJECT JUSTIFICATION: This annual project will improve safety by improving and maintaining roadway traffic control markings. This project is funded with Gas Tax revenues.

PROJECT COST ESTIMATE

Item	Cost	Funding Source	Total
Annual Design and Installation: FY 2013-14 through 2016-17	\$50,000	Gas Tax: FY 2013-14 through 2016-17	\$50,000
TOTAL	\$200,000	TOTAL	\$200,000

CIP #: 135007 **CATEGORY:** Streets **RECOMMENDATION:** Fund in FY 2013-14/14-15

BI-ANNUAL BRIDGE MAINTENANCE PROGRAM

PROJECT DESCRIPTION: This bi-annual project involves the maintenance of the 94 bridges located in the City to assure conformance with Caltrans maintenance standards. Bridge maintenance will be determined based upon conclusions reached as part of Caltrans' semi-annual Bridge Inspection Reports and the City's consultant inspection reports. Work will include consultant inspection of City bridges and culverts that are not covered by Caltrans. Joint replacement, crack treatment, minor painting, railing repairs, approach guard rail, foundation repairs and soffit and deck repairs will be performed by contractor.

PROJECT JUSTIFICATION: This bi-annual project is needed to help keep City bridges in a safe, smooth riding condition for vehicular traffic. Operating a bridge maintenance program enhances the opportunity to obtain FHWA Highway Bridge Replacement and Rehabilitation funds.

PROJECT COST ESTIMATE

Item	Cost	Funding Source	
Inspection and Construction Cost: FY 2013-14	\$150,000	Gas Tax: FY 2013-14	\$150,000
Inspection and Construction Cost: FY 2015-16	\$50,000	Gas Tax: FY 2015-16	\$50,000
TOTAL	\$200,000	TOTAL	\$200,000

CIP #: 135018 **CATEGORY:** Streets **RECOMMENDATION:** Fund in FY 2013-14

BI-ANNUAL EVALUATION AND RECLASSIFICATION OF STREET SURFACES

PROJECT DESCRIPTION: This project will secure consultant services to evaluate and reclassify all City street pavement surface conditions as part of the City's ongoing computerized Pavement Management System (PMS). This evaluation is conducted every two years.

PROJECT JUSTIFICATION: This project provides for the evaluation of existing street conditions. Data collected as part of this process is then integrated into the City's Pavement Management System which allows the City to prioritize City streets for maintenance and rehabilitation to estimate future cost to maintain the City's roadways in good working condition. Maintaining a Pavement Management System is required for eligibility to apply for and receive federal funding.

PROJECT COST ESTIMATE

Item	Cost	Funding Source	
Eval & Reclass of Streets: FY 2014-15	\$60,000	Gas Tax: FY 2014-15	\$60,000
Eval & Reclass of Streets: FY 2016-17	\$60,000	Measure B: FY 2016-17	\$60,000
TOTAL	\$120,000	TOTAL	\$120,000

CIP #: 145021 **CATEGORY:** Streets **RECOMMENDATION:** Fund in FY 2014-15

BI-ANNUAL NEIGHBORHOOD TRAFFIC CALMING DEVICES

PROJECT DESCRIPTION: This project will install traffic calming devices on neighborhood streets. A traffic calming priority list will be prepared by staff to identify high priority locations eligible for funding. Traffic calming devices have been shown to reduce vehicle speeds on local residential streets.

PROJECT JUSTIFICATION: The City of Pleasanton Neighborhood Traffic Calming Program is designed to provide consistent, city-wide policies to neighborhood traffic management and to ensure equitable and effective solutions to a variety of traffic concerns expressed by local residents. The program intent is to treat similar traffic problems equally, while recognizing the differences in individual resident levels of concern and traffic tolerances.

PROJECT COST ESTIMATE

Item	Cost	Funding Source	
Bi-annual Traffic Calming Device Installation: FY 2014-15	\$40,000	Measure B: FY 2014-15	\$40,000
Bi-annual Traffic Calming Device Installation: FY 2016-17	\$40,000	Measure B: FY 2016-17	\$40,000
TOTAL	\$80,000	TOTAL	\$80,000
CIP #: 145055 CATEGORY: Streets		RECOMMENDATION: Fund in FY 2014-15	

BI-ANNUAL TRAFFIC SIGNAL INSTALLATIONS

PROJECT DESCRIPTION: This bi-annual project will install traffic signals at high priority locations identified by the traffic signal priority list.

PROJECT JUSTIFICATION: Currently, the City has 18 intersections that meet the criteria for traffic signal installation. When properly used, traffic signals are valuable devices for the control of vehicular and pedestrian traffic. They assign the right-of-way to the various traffic movements and profoundly influence traffic flow while reducing the frequency and severity of certain types of crashes, especially right-angle collisions.

PROJECT COST ESTIMATE

Item	Cost	Funding Source	
Design and Installation: FY 2013-14	\$250,000	City Traffic Impact Development Fees: FY 2013-14	\$250,000
Design and Installation: FY 2015-16	\$250,000	City Traffic Impact Development Fees: FY 2015-16	\$250,000
TOTAL	\$500,000	TOTAL	\$500,000
CIP #: 135032 CATEGORY: Streets		RECOMMENDATION: Fund in FY 2013-14	

**BICYCLE AND PEDESTRIAN TRAIL AT ARROYO MOCHO TRAIL
(ADDITIONAL FUNDING)**

PROJECT DESCRIPTION: This project provides additional funding for the installation of bicycle and pedestrian related improvements on the Arroyo Mocho Trail from Santa Rita Road to El Charro Road. The CIP currently includes a fund balance of \$603,400 for this project and as such, this project includes the additional funding of \$194,000.

PROJECT JUSTIFICATION: The Arroyo Mocho Trail from Santa Rita Road to the east City limit at El Charro Road will be paved with asphalt. Two test paving segments will be installed on the Arroyo Mocho Trail west of Santa Rita Road for material testing purposes.

PROJECT COST ESTIMATE

Item	Cost	Funding Source	
Design and Construction Cost: FY 2013-14	\$797,400	Existing Project Fund Balance	\$603,400
		Measure B Bicycle and Pedestrian: FY 2013-14 (Additional Funding)	\$194,000
TOTAL	\$797,400	TOTAL	\$797,400
CIP #: 115043		CATEGORY: Streets	RECOMMENDATION: Fund in FY 2013-14

BICYCLE AND PEDESTRIAN RELATED IMPROVEMENTS

PROJECT DESCRIPTION: This annual project will install bicycle and pedestrian related improvements at various locations identified by the City's Bicycle and Pedestrian Master Plan.

PROJECT JUSTIFICATION: The City recently completed a comprehensive Bicycle and Pedestrian Master Plan. The master plan identifies and prioritizes bicycle and pedestrian related improvements at various locations. This annual project will install various improvements identified by the master plan.

When available, City staff will identify and apply for bicycle and pedestrian related grant funding sources or alternate funding sources to supplement local funding (TDA, TFCA, BTA, Safe Routes to School, OTS, Measure B Bike and Ped, etc).

PROJECT COST ESTIMATE

Item	Cost	Funding Source	
Design & Construction: FY 2013-14	\$75,000	Measure B: FY 2013-14	\$75,000
Design & Construction: FY 2014-15 through FY2016-17	\$600,000	Measure B: FY 2014-15 through FY 2016-17	\$600,000
TOTAL	\$675,000	TOTAL	\$675,000
CIP #: 135043		CATEGORY: Streets	RECOMMENDATION: Fund in FY 2013-14/14-15

BICYCLE DETECTION ON HOPYARD ROAD

PROJECT DESCRIPTION: This project will install microwave bicycle detection at selected signalized intersection approaches on Hopyard Road. This project is funded entirely with a Federal TDA Article 3 Grant in the amount of \$103,745.

PROJECT JUSTIFICATION: Microwave bicycle detection can distinguish between bicycles and other vehicles and provide a longer green time when bicycles are present. This allows bicyclists to complete their crossing of the intersection during the green/yellow time. Since the extra crossing time is only provided when a bicycle is present, the overall efficiency of the traffic signal is preserved.

PROJECT COST ESTIMATE

Item	Cost	Funding Source	
Design and Installation Cost: FY 2013-14	\$103,745	TDA Article 3: FY 2013-14	\$103,745
TOTAL	\$103,745	TOTAL	\$103,745
CIP #: 135006		CATEGORY: Streets	RECOMMENDATION: Fund in FY 2013-14

BRIDGE IMPROVEMENTS AT VARIOUS LOCATIONS

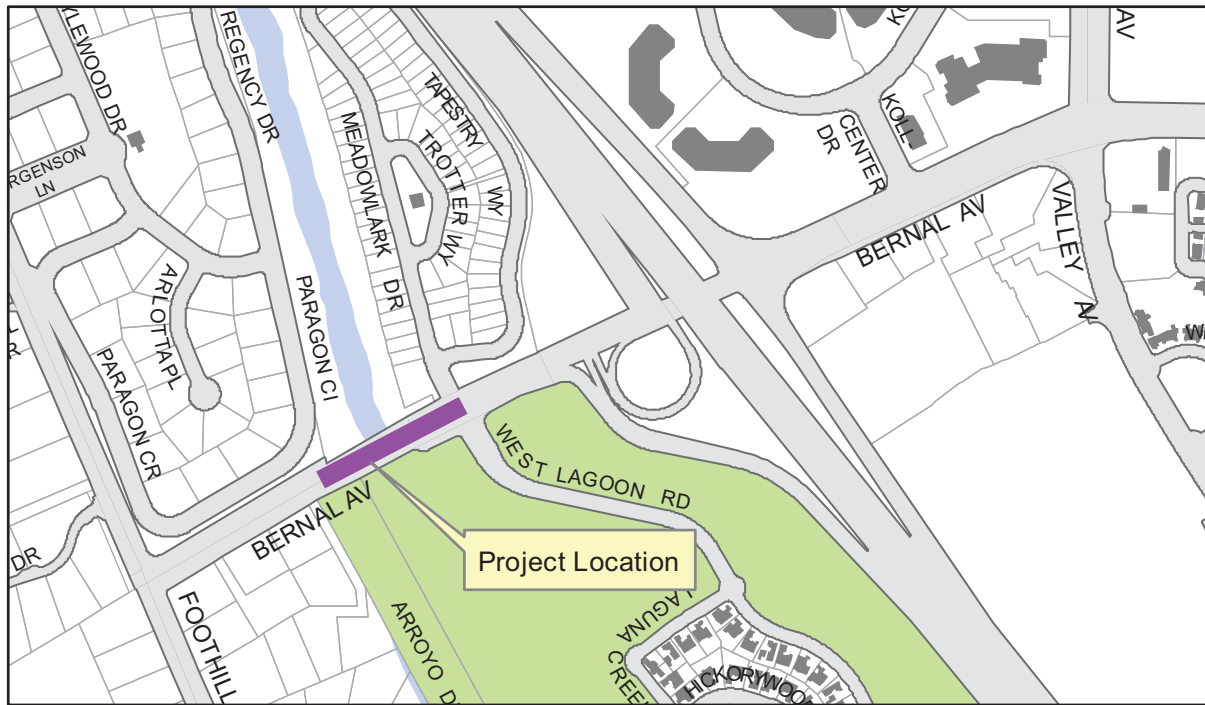
PROJECT DESCRIPTION: This project provides for the design and construction by contract of the preventative maintenance treatment of seven City bridges: Main Street over Arroyo Del Valle, Bernal Avenue over Arroyo Del Valle, Hopyard Road over Arroyo Mocho Canal, Valley Avenue over Arroyo Del Valle, W Las Positas Boulevard over Tassajara Creek, and Stoneridge Drive over Arroyo Mocho Canal. The preventative treatments include: methacrylate deck treatments, deck joint seal replacements, cleaning and spot painting of steel girders, and miscellaneous concrete repairs.

PROJECT JUSTIFICATION: Caltrans identified in their semi-annual bridge inspections that several of the City’s bridges require preventative maintenance treatments. The City applied for and has funding obligated from the Highway Bridge Program (HBP PM00079) funds to design and construct the preventative maintenance treatments. The City is obligated to provide approximately 11.5% matching funds and gas tax is recommended for this source.

PROJECT COST ESTIMATE

Item	Cost	Funding Source	
Design: FY 2013-14	align="right">\$125,000	Design – HBP Grant -FY 2013-14	\$110,000
		Design (City Matching Funds)	\$15,000
Construction: FY 2014-15	align="right">\$375,000	Construction – HBP Grant -FY 2014-15	\$330,000
		Construction (City Matching Funds)	\$45,000
TOTAL	\$500,000	TOTAL	\$500,000
CIP #: 135008		CATEGORY: Streets	RECOMMENDATION: Fund in 2013-14/14-15

BRIDGE PAINTING: BERNAL BRIDGE OVER ARROYO DE LA LAGUNA



PROJECT DESCRIPTION: This project provides design and painting of the Bernal Bridge over the Arroyo de la Laguna. The work shall generally consist of removal of existing lead paint, cleaning, and painting of all surfaces, except where galvanized.

PROJECT JUSTIFICATION: Caltrans identified the bridge coating system needs replacement in the bi-annual inspection back in 1987. The project was placed on hold for the installation of the proposed second bridge. Caltrans continues to identify the need to replace the failing coating system to protect and preserve the bridge. The City applied for and has funding obligated from the Highway Bridge Program (HBP) funds to design and construct the coating system replacement and the City is obligated to provide approximately 11.5% matching funds.

PROJECT COST ESTIMATE

Item	Cost	Funding Source	
Design - FY 2013-14	\$102,000	Design – HBP Grant FY 2013-14	\$90,000
		Design (City Matching Funds/ Gas Tax)	\$12,000
Construction - FY 2014-15	\$569,400	Construction – HBP Grant FY 2014-15	\$504,400
		Construction (City Matching Funds/ Gas Tax)	65,000
TOTAL	\$671,400	TOTAL	\$671,400
CIP #: 135025	CATEGORY: Streets	RECOMMENDATION:	Fund in 2013-14/14-15

**I-580 AT FOOTHILL ROAD IMPROVEMENTS – PHASE 3
(ADDITIONAL FUNDING)**

PROJECT DESCRIPTION: I-580 at Foothill Road Improvements – Phase 1, which is complete, included the preparation of an initial Project Study Report (PSR), environmental documentation. Phase 2, which is complete included the preparation of plans, specifications and estimates (PS&E). Phase 3 will construct the designed improvements. The project is designed to improve the I-580 interchange at Foothill Road for the purpose of improving intersection operations and safety.

PROJECT JUSTIFICATION: The project will modify the interchange by replacing the direct eastbound to southbound and eastbound to northbound “loop” connections with a “T” style intersection at Foothill Road just south of the I-580 interchange. The intersection will be signalized, significantly improving interchange safety by removing two problematic weaving locations caused by the existing connections. The offramp will terminate at Foothill Road and include eastbound left and right turns off the freeway. The project will also relieve weaving concerns at the intersection of Foothill Road and Canyon Way.

Project funding includes an existing project balance of \$2,368,510 (that includes a transfer of \$450,000 from CIP 105026), FY2013-14 Tri-Valley Transportation Improvement Development Fees (TVTC) at \$380,000, a Congestion Management and Air Quality (CMAQ) grant equaling \$709,000 and City Transportation Improvement Fees at \$1,102,490.

PROJECT COST ESTIMATE

Item	Cost	Funding Source	
Project Construction: FY 2013-14	\$3,960,000	Existing Project Reserves	\$2,368,510
Project Construction Management: FY 2013-14	\$600,000	Tri-Valley Transportation Development Fees (TVTC)- FY 2013-14	\$380,000
		CMAQ Grant-FY 2013-14	\$709,000
		City Transportation Improvement Development Fees – FY 2013-14	\$1,102,490
TOTAL:	\$4,560,000	TOTAL:	\$4,560,000

CIP #: 095034 **CATEGORY:** Streets **RECOMMENDATION:** Fund in FY 2013-14

INTERSECTION IMPROVEMENTS AT VARIOUS LOCATIONS

PROJECT DESCRIPTION: This annual project will provide intersection improvements at various intersections identified by the City's Traffic Impact Fee (TIF) Program that can significantly improve intersection level of service (LOS) during any single peak hour. The improvements are designed to improve intersection operations and/or safety at critical intersections throughout town.

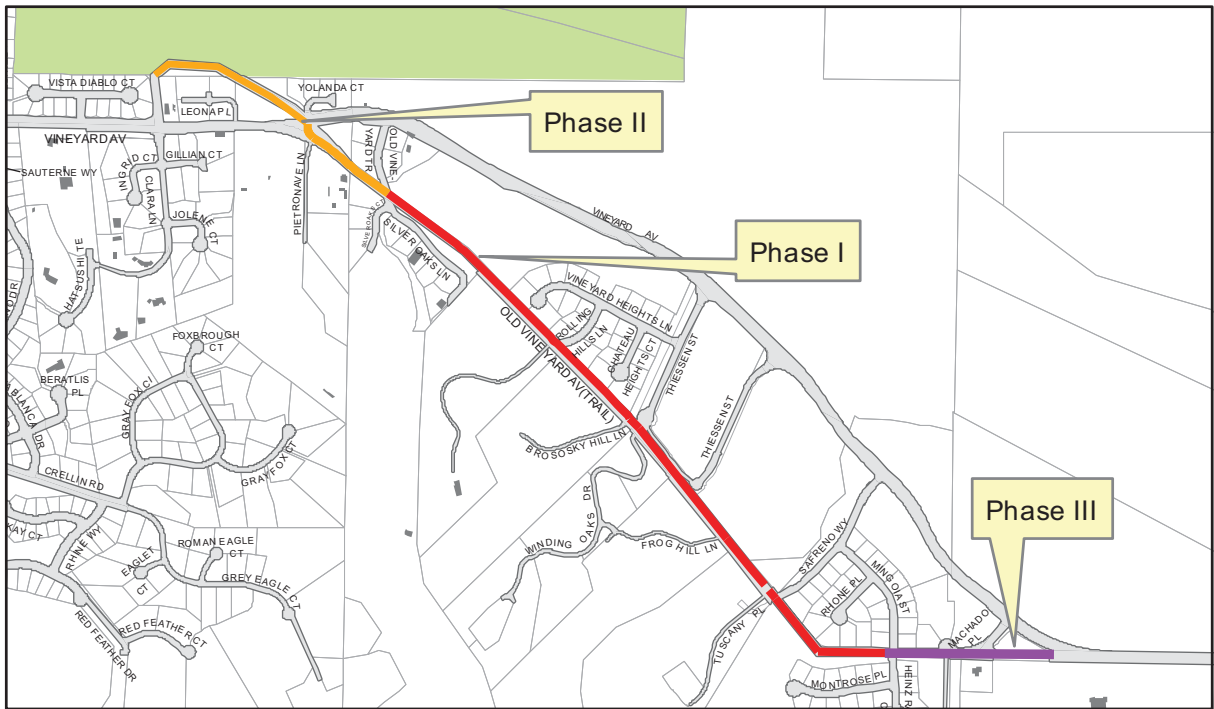
PROJECT JUSTIFICATION: A number of projects within the TIF program can provide immediate congestion relief for relatively low cost and do not require extensive design or construction. There are also intersections not identified by the TIF that require smaller scale modifications which may significantly improve intersection LOS. Improvements may include (but not limited to) signage and striping modifications, traffic signal modifications, etc.

PROJECT COST ESTIMATE

Item	Cost	Funding Source	Total
Annual Intersection Design and Construction: FY 2013-14 through FY 2016-17	\$100,000	Annual City Traffic Impact Fees: FY 2013-14 through FY 2016-17	\$100,000
TOTAL	\$400,000	TOTAL	\$400,000

CIP #: 135041 **CATEGORY:** Streets **RECOMMENDATION:** Fund in FY 2013-14/14-15

OLD VINEYARD AVENUE PEDESTRAIN TRAIL – PHASE I



PROJECT DESCRIPTION: This project will design the Old Vineyard Avenue pedestrian trail and construct Phase I of the trail. The Vineyard Avenue Corridor Specific Plan calls for the conversion of “Old” Vineyard Avenue from primarily vehicular access to trail use specifically for pedestrians, bicycles and equestrians. Where traffic from the residential developments cross the trail, the residential streets have been narrowed and enhanced paving or markings will be applied to the trail to give drivers a heightened awareness of the trail crossings. The trail will provide residents with a safe and convenient walking alternative to driving to nearby destinations, as well as serve as a scenic corridor for recreational use of the trail.

The project is broken up into three phases to allow the construction of the trail as funding becomes available. The first phase of the project will construct the trail from east of Old Vineyard Trail road to west of Mingoia Street. Phase II will construct the trail from Vineyard Avenue and Clara Lane to Old Vineyard Trail road. Phase III will construct the trail from Mingoia Street east to “New” Vineyard Avenue.

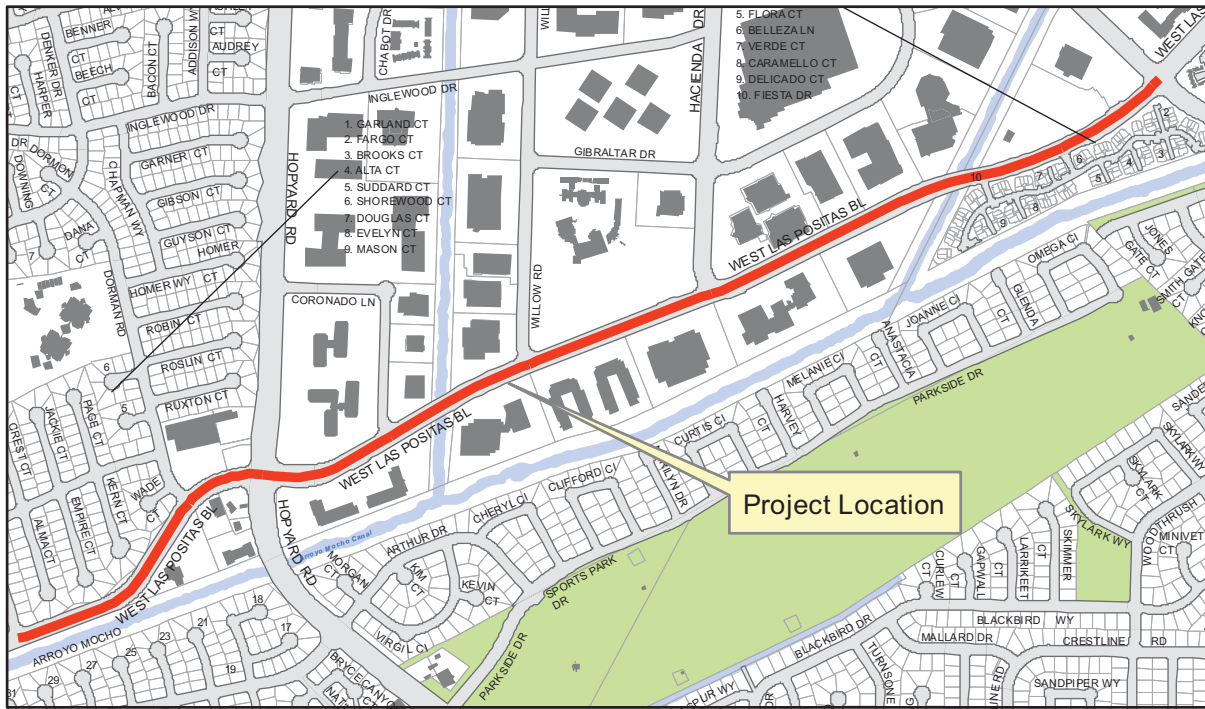
PROJECT JUSTIFICATION: The Vineyard Avenue Corridor Specific Plan Trail Plan identified the conversion of “Old” Vineyard Avenue to a trail. Funding is now available to design and begin construction of the trail.

PROJECT COST ESTIMATE

Item	Cost	Funding Source	
Design	\$80,000	Vineyard Avenue Corridor Specific Plan Fund	\$650,000
Construction (Phase I)	\$570,000		
TOTAL	\$650,000	TOTAL	\$650,000

CIP #: 135044 **CATEGORY:** Streets **RECOMMENDATION:** Fund in FY 2013-14

STREET SINKING REPAIR: WEST LAS POSITAS STREET



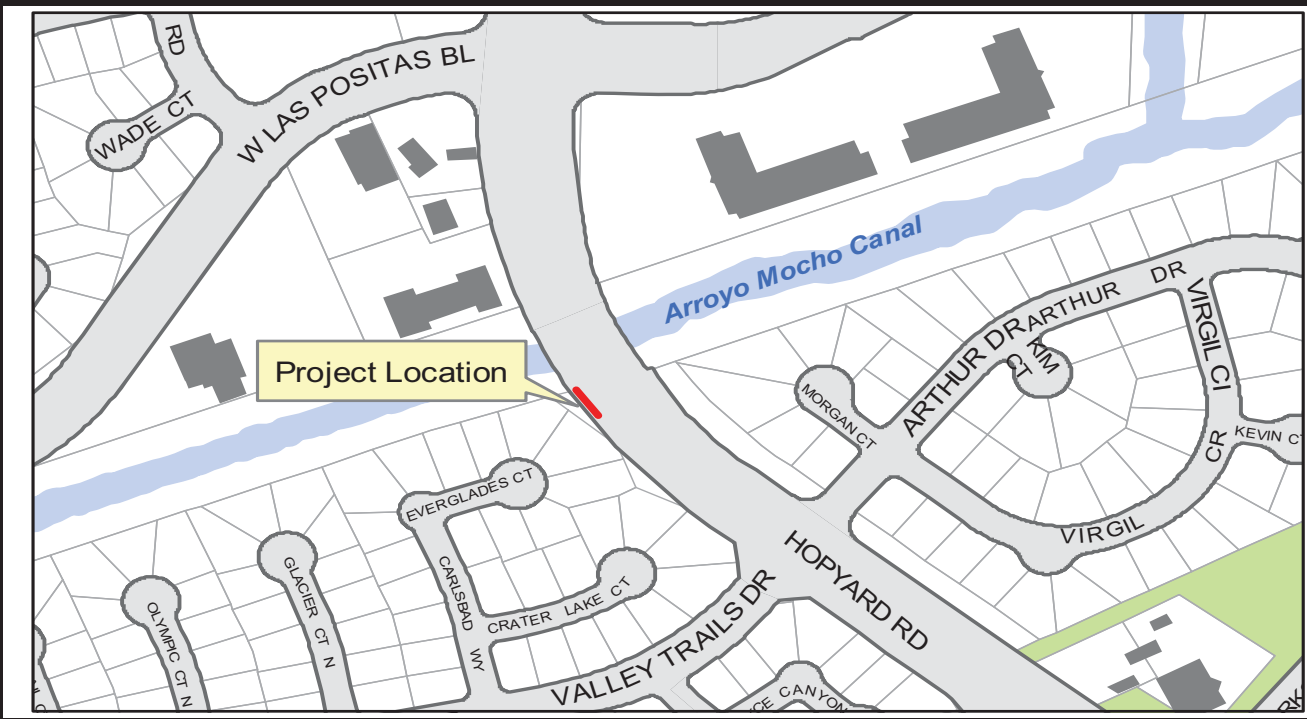
PROJECT DESCRIPTION: This project will repair the on-going roadway settlement on West Las Positas from Payne Road to Stoneridge Drive based on current observed failures but conditions continue to change. The roadway has settled in many isolated areas that will require roadway reconstruction including utility repairs, curb and gutter, sidewalk and road section replacement.

PROJECT JUSTIFICATION: The roadway section on West Las Positas Boulevard adjacent Arroyo Mocho Canal continues to settle and crack. Street maintenance staff has provided on-going patching to this roadway section as a temporary measure and frequent maintenance has not resolved the settlement problem. This project would provide a long term solution to this roadway settlement and provide a safe travel roadway to motorists.

PROJECT COST ESTIMATE

Item	Cost	Funding Source	
Design and Construction: FY 2013-14	\$250,000	Gas Tax: FY 2013-14	\$250,000
TOTAL	\$250,000	TOTAL	\$250,000
CIP #: 115014 CATEGORY: Streets	RECOMMENDATION:		Fund in 2014-15

STREET SINKING REPAIR: HOPYARD ROAD @ ARROYO MOCHO



PROJECT DESCRIPTION: This project will repair the on-going roadway settlement of Hopyard Road at Arroyo Mocho Canal.

PROJECT JUSTIFICATION: The roadway section on Hopyard Road crossing Arroyo Mocho Canal continues to settle and crack. Street maintenance staff has provided on-going patching to this roadway section as a temporary measure and frequent maintenance has not resolved the settlement problem.

This project would provide a long term solution to this roadway settlement and provide a safe travel roadway to motorists. The project will include grouting to solidify and fill inter-granular voids beneath the roadway surface, repairing isolated pavement distress, and overlaying the area with a new layer of asphalt concrete.

PROJECT COST ESTIMATE

Item	Cost	Funding Source	
Hopyard Road Street Sinking Repairs: FY 2014-15	\$75,000	Gas Tax and Vehicle Registration Funds: FY 2014-15	\$75,000
TOTAL	\$75,000	TOTAL	\$75,000

CIP #: 145006 **CATEGORY:** Streets **RECOMMENDATION:** Fund in 2013-14

TRI-VALLEY TRANSPORTATION DEVELOPMENT FEE RESERVE

PROJECT DESCRIPTION: This project establishes a reserve fund for various regional projects to help mitigate traffic congestion in the Tri-Valley area. These funds represent a portion of the costs and are the City’s 20% set-aside portion of the Tri-Valley Transportation Development Fees (TVTDF) collected in the City of Pleasanton. The Tri-Valley projects include the following: I-580/I-680 flyover and hook ramps, State Route 84/I-580 corridor improvements from I-580 to I-680, Isabel Route 84/I-680 Interchange, I-680 auxiliary lanes between Bollinger Canyon Road and Diablo Road, West Dublin-Pleasanton BART Station, I-580 HOV lanes from Tassajara Road to Vasco Road, I-680 HOV lanes from State Route 84 to the top of Sunol Grade, I-580/Foothill Road/San Ramon Road Interchange modifications, I-680/Alcosta Boulevard Interchange Modifications, Crow Canyon Road Safety Improvements, Vasco Road Safety Improvements, and Express Bus Service. The current reserve balance is \$259,173.

PROJECT JUSTIFICATION: The Tri-Valley Transportation Development Fee was established to help mitigate traffic congestion in the Tri Valley area. This fund will finance the City’s pro-rata share toward the construction and design of various traffic improvement projects. The existing fund balance is being used for I-580 Foothill Blvd interchange improvements.

PROJECT COST ESTIMATE

Item	Cost	Funding Source	
Transportation Projects: FY 2014-15	\$71,000	Tri-Valley Transportation Fees: FY 2014-15	\$71,000
Transportation Projects: FY 2015-16 and 2016-17	\$177,000	Tri-Valley Transportation Fees: FY 2015-16 and 2016-17	\$177,000
TOTAL	\$248,000	TOTAL	\$248,000

CIP #: 015041 **CATEGORY:** Streets **RECOMMENDATION:** Fund in FY 2014-15

DOUGHERTY VALLEY MITIGATION REVENUE RESERVE

PROJECT DESCRIPTION: This project establishes a project reserve for fee revenues received from the Settlement Agreement between the City of Pleasanton, Contra Costa County, and certain developers in the Dougherty Valley (Contra Costa County). Fees will be used to mitigate the impacts caused by the traffic from the Windemere and Shappell Property (totaling between 8,500 and 11,000 homes). Staff will identify eligible projects once adequate funding is available. The current reserve balance is \$96,574.

PROJECT JUSTIFICATION: The City anticipates receiving revenue from development in the Dougherty Valley area for the foreseeable future. This reserve creates a project that will be used to fund eligible projects. The fees listed below are estimates and subject to change depending on development activity.

PROJECT COST ESTIMATE

Item	Cost	Funding Source	
Annual Dougherty Valley Mitigation Fees: FY 2013-14 through FY 2016-17	\$8,000	Dougherty Valley Developer Fees: FY 2011-12 Through FY 2016-17	\$8,000
TOTAL:	\$32,000	TOTAL:	\$32,000
CIP #: 025023 CATEGORY: Streets RECOMMENDATION: Fund in FY 2013-14/2014-15			

THE CITY OF



PLEASANTON.®

PARKS

BERNAL COMMUNITY PARK, PHASE II LIGHTED MULTI-PURPOSE SPORTS FIELDS



PROJECT DESCRIPTION: In September 2012, the City Council approved the draft financing plan for development of the Bernal Community Park, Lighted Multi-Purpose Sports Fields and Oak Woodland areas and reauthorized preparation of project design specifications. The project consists of three lighted multi-purpose sports fields, restroom, parking, pathways and open spaces on the Bernal Property adjacent to the existing lighted baseball fields. The project will be bid in late winter 2014.

Project costs are estimated at \$16,500,000 of which \$12,559,000 is for the multi-purpose sports fields area. Identified funding to date includes an existing reserve of \$7,558,317, a \$3,116,683 East Bay Regional Parks Measure WWW grant that will release funding used for the Aquatic Renovation project, a combined \$2,300,000 General Fund CIP transfer occurring in FY2013-14 and FY2014-15, and \$843,171 of In-Lieu Park Dedication Fees and \$378,037 transfer from the Happy Valley by-pass road. Staff estimates that the additional future funding will be provided by the transfer of In-Lieu Park dedication fees made available through approved development agreements, contributions from local sports groups and additional City sources.

PROJECT JUSTIFICATION: This project is a City Council priority that will address the needs for additional lighted sports fields.

PROJECT COST ESTIMATE

Item	Cost	Funding Source	Amount
Park Development	\$16,500,000	Existing Reserves	\$10, 675,000
		FY 2013-14/14-15 Funding	\$3,646,482
		Additional Future Revenue Sources	\$2,178,518
TOTAL	\$16,500,000	TOTAL	\$16,500,000

CIP #: 017045 **CATEGORY:** Parks **RECOMMENDATION:** Fund in 2013-14/14-15

NEW COMMUNITY PARK: SITE ACQUISITION RESERVE

PROJECT DESCRIPTION: This project establishes a reserve to acquire land to meet future community park needs. Funded with In-Lieu Park Dedication Fees, the reserve will be used as determined by the Parks and Recreation Commission and City Council. Similar to action taken by the City Council in September 2012, the CIP anticipates that the current fund balance will be used for improvements at the Bernal Community Park, Phase II Lighted Multi-Purpose Sports Fields. Future revenues will be used for acquisition projects as approved by the City Council. Revenues collected in calendar year 2013 will be used for FY 2014-15. As a result, no reserves are programmed for FY 2013-14. The current reserve balance is \$282,932.

PROJECT JUSTIFICATION: Revenues for this project are generated from new development as a means of meeting the community’s long-term park needs. Projects will be identified as the City continues its park planning process.

PROJECT COST ESTIMATE

Item	Cost	Funding Source	
Land Purchase	Undetermined	Park Dedication Fees: FY 2014-15	\$291,260
		Park Dedication Fees: FY 2015-16	\$194,190
		Park Dedication Fees: FY 2016-17	\$58,292
		TOTAL	\$543,742
CIP #: 037028		CATEGORY: Parks	RECOMMENDATION: Fund in 2014-15

THE CITY OF



MISCELLANEOUS

BI-ANNUAL FENCE INSTALLATION AND REPAIR

PROJECT DESCRIPTION: This project will install, repair or replace fencing along various City owned property. Fencing needs will be scheduled by staff on a yearly basis or on an as-needed basis in response to vandalism that may require immediate repairs to secure facilities.

PROJECT JUSTIFICATION: Project will provide funding for repairs or replacement of existing fencing or new fencing to secure City facilities and property and protect the public from related hazards.

PROJECT COST ESTIMATE

Item	Cost	Funding Source	Total
Fence Install/Replacement/Repair: FY 2013-14	\$50,000	CIP General Fund: FY 2013-14	\$50,000
Fence Install/Replacement/Repair: FY 2015-16	\$50,000	CIP General Fund and Public Facility Fees: FY 2015-16	\$50,000
TOTAL	\$100,000	TOTAL	\$100,000
CIP #: 138029 CATEGORY: Misc.		RECOMMENDATION: Fund in FY 2013-14	

BI-ANNUAL SOUNDWALL REPAIR & REPLACEMENT

PROJECT DESCRIPTION: This bi-annual project will provide for the repair and replacement of City owned soundwalls. Project includes the repair and replacement of existing soundwalls to restore damaged or failing soundwalls that are City owned. Work would either be performed by City or contracted services.

PROJECT JUSTIFICATION: There is an ongoing need to have available funding to perform as-needed repairs or replacement of damaged or failing soundwalls to keep them in a safe operating condition. Existing soundwalls are a mixture of concrete, masonry and wood panel and some are reaching the end of their life expediency. Soundwalls are being impacted by age, moving soils, failing foundations, trees and accidents requiring repairs to be made.

PROJECT COST ESTIMATE

Item	Cost	Funding Source	Total
Construction or Contracted Services: FY 2013-14	\$100,000	CIP General Fund and Public Facility Fees: FY 2013-14	\$100,000
Construction or Contracted Services: FY 2015-16	\$50,000	CIP General Fund and Public Facility Fees: FY 2015-16	\$50,000
TOTAL	\$150,000	TOTAL	\$150,000
CIP #: 138016 CATEGORY: Misc		RECOMMENDATION: Fund in FY 2013-14	

BI-ANNUAL STORM REPAIRS AND IMPROVEMENTS

PROJECT DESCRIPTION: This project will provide erosion control protection and/or other forms of protection measures for City owned property from either soil erosion or other related storm damage. Project includes the repair, replacement or installation of new storm facilities to protect property from damages associated with storm activity and improves storm water quality. Work would either be performed by City or through contracted services.

PROJECT JUSTIFICATION: There is an ongoing need to have available funding to perform as-needed repairs or installation of remedial measures to prevent or limit storm damage and improve storm water quality as conditions warrant.

PROJECT COST ESTIMATE

Item	Cost	Funding Source	Total
Design and Construction Services: FY 2013-14	\$50,000	Storm Drain Fund: FY 2013-14	\$50,000
Design and Construction Services: FY 2015-16	\$50,000	Storm Drain Fund: FY 2015-16	\$50,000
TOTAL	\$100,000	TOTAL	\$100,000
CIP #: 138015 CATEGORY: Misc.		RECOMMENDATION: Fund in FY 2013-14	

CITY PARKING LOT MAINTENANCE AND REHABILITATION

PROJECT DESCRIPTION: This project will design and construct by contract the rehabilitation and preventative maintenance treatments to 23 City-owned parking lots that comprise 800,000 square feet of pavement. The work will include conducting a pavement condition analysis and report to identify the highest priority locations and preventative maintenance treatments/rehabilitations. The work will include design, base repairs, curb and gutter repairs, drainage improvements, asphalt overlays, slurry seal or similar treatments, rehabilitation of failed locations, and new striping.

PROJECT JUSTIFICATION: This project is needed to help keep the City parking lots in a safe, smooth condition for vehicular traffic and to restore the pavement to a sealed condition to prevent premature deterioration of the pavement.

PROJECT COST ESTIMATE

Item	Cost	Funding Source	Total
Design & Construction: FY 2013-14	\$200,000	CIP General Fund and Public Facility Fees: FY 2013-14	\$200,000
TOTAL	\$200,000	TOTAL	\$200,000
CIP #: 138034 CATEGORY: Misc		RECOMMENDATION: Fund in FY 2013-14	

EAST COUNTY ANIMAL SHELTER LEASE/DEBT PAYMENTS


PROJECT DESCRIPTION: The cities of Pleasanton, Dublin, and Livermore, along with Alameda County, constructed a joint-use animal control facility, located in the City of Dublin. Lease payments run through FY 2023-24, and may vary based on the participating cities' relative use of the facility.

PROJECT JUSTIFICATION: The former facility was unable to meet the needs of the growing valley communities. Pleasanton's participation in the joint facility is less expensive than operating a city facility. The actual payment is based on shelter usage related to the number of live animals housed at the shelter on an annual basis. The project has been included for funding since 1994-95.

PROJECT COST ESTIMATE

Item	Public Facilities Fees	CIP General Fund	Total
Lease Payment: FY 2013-14	\$16,000	\$64,000	\$80,000
Lease Payment: FY 2014-15	\$16,000	\$64,000	\$80,000
Lease Payment: FY 2015-16	\$80,000	\$0	\$80,000
Lease Payment: FY 2016-17	\$75,000	\$5,000	\$80,000
TOTAL	\$187,000	\$133,000	\$320,000
CIP #: 948051 CATEGORY: Misc. RECOMMENDATION: Fund in 2013-14/2014-15			

LIBRARY ROOF REPLACEMENT



PROJECT DESCRIPTION: This project will replace the tile roof and gutters at the Library.

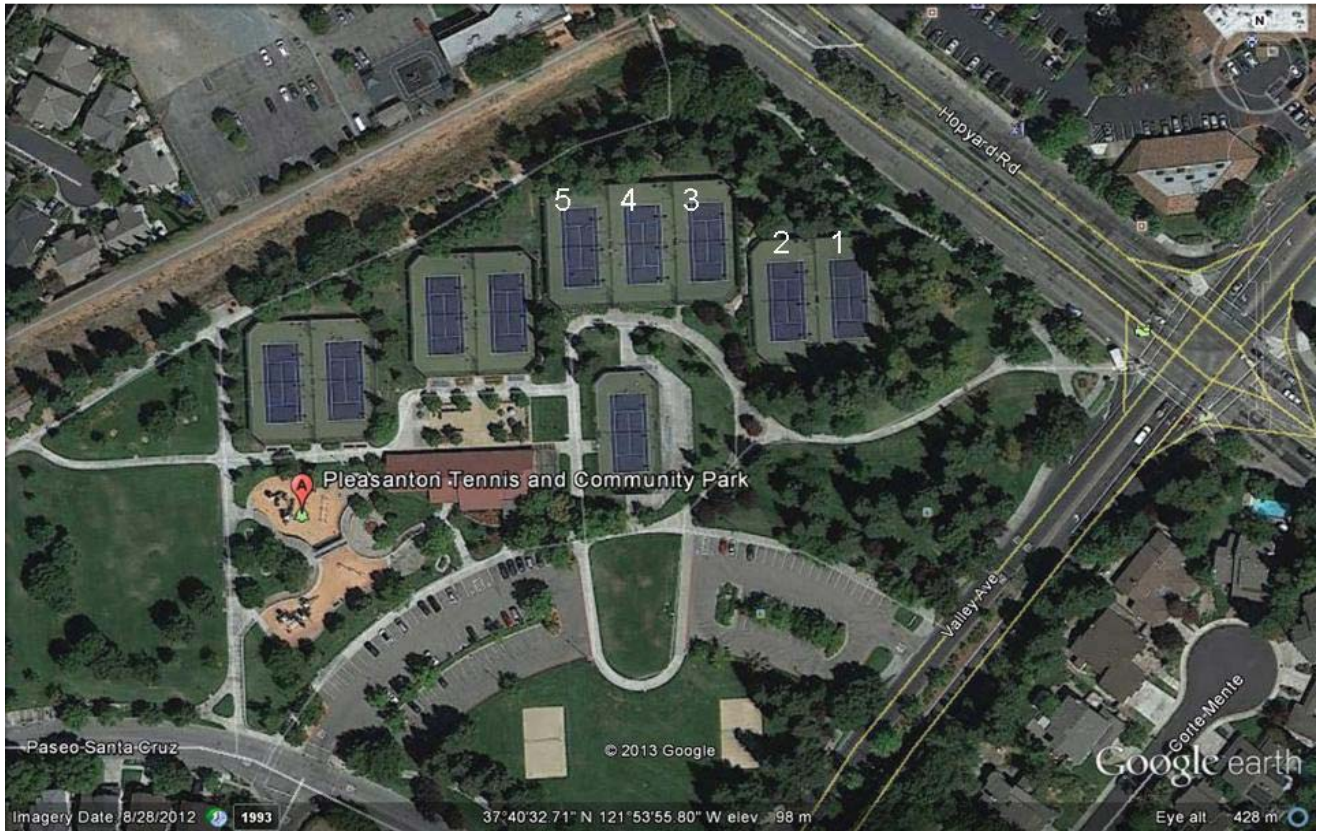
PROJECT JUSTIFICATION: This project is required to replace the leaking and deteriorating tile roof installed on the Library in 1988 in order to prevent structural damage to other portions of the building.

PROJECT COST ESTIMATE

Item	Cost	Funding Source	Amount
Roof Replacement	\$300,000	CIP General Fund and Public Facility Fees: FY 2014-15	\$340,000
Gutter replacements	\$40,000		
TOTAL	\$340,000	TOTAL	\$340,000

CIP #: 148008 **CATEGORY:** Misc **RECOMMENDATION:** Fund in 2014-15

TENNIS COURT RECONSTRUCTION AND RE-SURFACING



PROJECT DESCRIPTION: The project provides for re-surfacing of five (5) of the original tennis courts at Pleasanton’s Tennis and Community Park. The cracks that have developed in the courts’ playing surface have continued to worsen during the past year. The proposed slip-sheet repair will add another 25 years of life to the courts. An experienced court construction expert estimates that the repair cost would be \$30,000 per court.

PROJECT JUSTIFICATION: The first five (5) courts at the Tennis and Community Park were constructed in 1987. The courts as originally constructed were well built; however, now, more than 25 years later, they are showing signs of base failure and must be reconstructed.

PROJECT COST ESTIMATE

Item	Cost	Funding Source	Amount
Design & Construction: FY 2013-14	\$165,000	CIP General Fund and Public Facility Fees: FY 2013-14	\$165,000
TOTAL	\$165,000	TOTAL	\$165,000
CIP #: 138055 CATEGORY: Misc	RECOMMENDATION:		Fund in FY 2013-14

CAPITAL IMPROVEMENT PROGRAM RESERVE

PROJECT DESCRIPTION: This project is a reserve fund for the purpose of funding high-priority projects as determined by the City Council. In past CIPs, the fund was used for projects such as the Aquatic Center Renovation, Firehouse Arts Center, the renovation of Veterans Memorial Building, Phase I Bernal Sports Fields, and the Alviso Adobe Community Park. Future projects will be determined by the City Council.

PROJECT JUSTIFICATION: The Capital Improvement Program Reserve represents an approach to establishing CIP project reserves to address City Council high-priority projects. The current reserve fund balance is \$1,909,882.

PROJECT COST ESTIMATE

Item	Cost	Funding Source	
Capital Improvement Program Reserve: FY 2016-17	\$495,000	FY 2016-17 Public Facility Fees	\$495,000
TOTAL	\$495,000	TOTAL	\$495,000
CIP #: 068018 CATEGORY: Misc.		RECOMMENDATION: Fund in FY 2016-17	

THE CITY OF



WATER

ADVANCED AUTOMATED METERING INFRASTRUCTURE

PROJECT DESCRIPTION: Installation of transmitting equipment that can remotely read water meters and relay that information directly to the central computer system for monitoring and billing. This project also upgrades water meters for compatibility to transmitting equipment.

PROJECT JUSTIFICATION: This project will give real time data for consumption history, immediate notification of excessive use and/or leaks, instant reads for billing, and reduced requirements for manual reading of meters. The use of remote meter read technology has been widely used and effective in the water industry.

PROJECT COST ESTIMATE

Item	Cost	Funding Source	Total
Advanced Metering Infrastructure: FY 2013-14	\$3,000,000	Water Replacement and Improvement Fund: FY 2013-14	\$3,000,000
TOTAL	\$3,000,000	TOTAL	\$3,000,000
CIP #: 131016		CATEGORY: Water	RECOMMENDATION: Fund in FY 2013-14

ANNUAL REPLACEMENT OF POLYBUTYLENE SERVICE LATERALS

PROJECT DESCRIPTION: This annual project will continue to secure services of a private contractor to replace inferior polybutylene services laterals for select commercial, residential (including multi-family) and irrigation water sites with improved water line materials.

PROJECT JUSTIFICATION: This annual project will replace inferior water lines with new lines that meet industry standards. This project will decrease the number of emergency repairs needed on the water system and the amount of personnel costs needed to replace older services that break (leak) on an unscheduled basis as a direct result of using the inferior polybutylene material. This project is performed in preparation for the annual streets resurfacing program.

PROJECT COST ESTIMATE

Item	Cost	Funding Source	Total
Polybutylene Service Laterals: FY 2013-14 through FY 2016-17	\$75,000	Water Replacement and Improvement Fund: FY 2013-14 through FY 2016-17	\$75,000
TOTAL	\$300,000	TOTAL	\$300,000
CIP #: 131013		CATEGORY: Water	RECOMMENDATION: Fund in FY 2013-14/2014-15

ANNUAL REPLACEMENT OF WATER METERS

PROJECT DESCRIPTION: This project includes purchasing and replacing the City's older less accurate water meters which serve residential, commercial, multi-family, and irrigation customers with improved, more accurate meters which can be read in an efficient manner compatible with advanced metering infrastructure.

PROJECT JUSTIFICATION: This annual project replaces the City's older water meters (some dating back 50 years) with new, more accurate and remotely readable meters. This project will also decrease the amount of personnel cost now spent reading these older meters.

PROJECT COST ESTIMATE

Item	Cost	Funding Source	Total
Annual Meter Replacement Cost: FY 2013-14 and FY 2014-15	\$250,000	Water Replacement Improvement Fund: FY 2013-14 and FY 2014-15	\$250,000
Annual Meter Replacement Cost: FY 2015-16 and FY 2016-17	\$200,000	Water Replacement and Improvement Fund: FY 2015-16 and FY 2016-17	\$200,000
TOTAL	\$900,000	TOTAL	\$900,000

CIP #: 131040 **CATEGORY:** Water **RECOMMENDATION:** Fund in FY 2013-14/2014-15

ANNUAL WATER MAIN REPLACEMENTS

PROJECT DESCRIPTION: This annual project includes replacing and/or installing water mains, valves, services, and other needed appurtenances for Fiscal Years 2013-14 through 2016-17. Locations will be determined from a priority list managed by the Operations Services Department. This project also includes \$30,000 In FY 2013-14 for the replacement of backflow devices in City parks.

PROJECT JUSTIFICATION: This project will reduce maintenance costs, improve operational system, increase fire flows in various areas of the community and provide greater emergency control during earthquake or other major operational situations.

PROJECT COST ESTIMATE

Item	Cost	Funding Source	Total
Annual Engineering and Construction: FY 2013-14	\$480,000	Water Replacement and Improvement Fund: FY 2013-14	\$480,000
Annual Engineering and Construction: FY 2014-15 through FY 2016-17	\$450,000	Water Replacement and Improvement Fund: FY 2014-15 through FY 2016-17	\$450,000
TOTAL	\$1,830,000	TOTAL	\$1,830,000

CIP #: 131028 **CATEGORY:** Water **RECOMMENDATION:** Fund in FY 2013-14/2014-15

ANNUAL WATER PUMP AND MOTOR REPAIRS

PROJECT DESCRIPTION: This project involves the ongoing repair and/or replacement of aging pumps and motors at water facilities.

PROJECT JUSTIFICATION: This project is designed to ensure efficiency, safety, and operational reliability of water pump facilities.

PROJECT COST ESTIMATE

Item	Cost	Funding Source	Total
Annual Water Pump and Motor Repairs: FY 2013-14 and FY 2014-15	\$150,000	Annual Water Replacement and Improvement Fund: FY 2013-14 and FY 2014-15	\$150,000
Annual Water Pump and Motor Repairs: FY 2015-16 and FY 2016-17	\$100,000	Annual Water Replacement and Improvement Fund: FY 2015-16 and FY 2016-17	\$100,000
TOTAL	\$500,000	TOTAL	\$500,000
CIP #: 131019 CATEGORY: Water RECOMMENDATION: Fund in FY 2013-14/2014-15			

BACKFLOW ADMINISTRATION DATABASE DEVELOPMENT

PROJECT DESCRIPTION: Design and build a database to monitor, record and report the regulatory data required by the California Department of Public Health. This database will interact with Utility Billing software to coordinate cost recovery requirements and notifications to affected customers.

PROJECT JUSTIFICATION: The California Department of Public Health requires the City to annually monitor and report the condition of the approximately 3,000 private and public backflow devices. This process is currently being performed manually and this project will significantly automate this process.

PROJECT COST ESTIMATE

Item	Cost	Funding Source	Total
Backflow Administration: FY 2013-14	\$50,000	Water Replacement and Improvement Fund: FY 2013-14	\$50,000
TOTAL	\$50,000	TOTAL	\$50,000
CIP #: 131037 CATEGORY: Water RECOMMENDATION: Fund in FY 2013-14			

BI-ANNUAL WATER TANK CORROSION REPAIRS

PROJECT DESCRIPTION: This bi-annual project provides for the recoating of the interior of steel water tanks that have exhibited severe corrosion activity and warrant repair. The interiors of the existing steel tanks are examined on an ongoing basis to identify and assess the tanks' condition over their life span. In addition, this project will upgrade the tank ventilation and maintain and repair the cathodic protection systems of the tanks.

PROJECT JUSTIFICATION: To prolong the service life of existing water tanks by repairing failures in the protective coating, venting and cathodic protective systems of the tanks before the structural integrity of the tank is compromised.

PROJECT COST ESTIMATE

Item	Cost	Funding Source	Total
Corrosion Repairs: FY 2014-15	\$100,000	Water Replacement and Improvement Fund: FY 2014-15	\$100,000
Corrosion Repairs: FY 2016-17	\$100,000	Water Replacement and Improvement Fund: FY 2016-17	\$100,000
TOTAL	\$200,000	TOTAL	\$200,000

CIP #: 141027 **CATEGORY:** Water **RECOMMENDATION:** Fund in FY 2014-15

WATER QUALITY IMPROVEMENTS

PROJECT DESCRIPTION: The purpose of this project is to install appurtenances for improving water quality in the City's water system network by improving circulation and reducing disinfection byproducts.

PROJECT JUSTIFICATION: The Water Master Plan and field observations identified a number of dead zone areas with minimal water circulation in the City's water distribution system. These water quality problems can be resolved by installing valves and other devices to increase water circulation in the system and reduce disinfection byproducts.

PROJECT COST ESTIMATE

Item	Cost	Funding Source	Total
Water Quality Improvements: FY 2013-14	\$50,000	Water Replacement and Improvement Fund: FY 2013-14	\$50,000
TOTAL	\$50,000	TOTAL	\$50,000

CIP #: 131000 **CATEGORY:** Water **RECOMMENDATION:** Fund in FY 2013-14

WATER RATE ANALYSIS

PROJECT DESCRIPTION: Perform a detailed analysis of the water rate structure to assure adequate funding is available to properly maintain and operate the water system at a sustainable level.

PROJECT JUSTIFICATION: The 2010 water rate increase helped stabilize the water enterprise operating capital and reserves but has not allowed them to stabilize at appropriate levels. Increased maintenance costs and delayed capital projects will require additional revenue to maintain a viable, self sustaining water system.

PROJECT COST ESTIMATE

Item	Cost	Funding Source	Total
Water Rate Analysis: FY 2013-14	\$60,000	Water Replacement and Improvement Fund: FY 2013-14	\$60,000
TOTAL	\$60,000	TOTAL	\$60,000
CIP #: 131039 CATEGORY: Water		RECOMMENDATION: Fund in FY 2013-14	

WATER TELEMETRY UPGRADES


PROJECT DESCRIPTION: Replace and/or upgrade existing telemetry equipment such as programmable logic controllers, sensors, controlling devices, communications hardware and cabinets. Work could either be performed by City staff or through contracted services in cooperation with TESCO Controls, which is the City's primary supplier of the proprietary telemetry gear.

PROJECT JUSTIFICATION: The transmission of critical operating data from the remote stations back to the centralized computer/SCADA system is a key part of successfully operating the water system. The onsite computers that run the water stations require updating along with the radio communications equipment. These improvements will allow the City to maintain a reliable and efficient water utility.

PROJECT COST ESTIMATE

Item	Cost	Funding Source	Total
Water Telemetry Upgrades	\$50,000	Water Replacement and Improvement Fund: FY 2013-14	\$50,000
TOTAL	\$50,000	TOTAL	\$50,000
CIP #: 131042 CATEGORY: Water		RECOMMENDATION: Fund in FY 2013-14	

This page intentionally left blank.



THE CITY OF



PLEASANTON.

SEWER

ANNUAL SEWER MAIN REPLACEMENT & IMPROVEMENTS

PROJECT DESCRIPTION: Replace inadequate and deteriorated sanitary sewer mains and structures. Connect all new service laterals with two-way cleanouts behind the City curb. Install and/or replace maintenance holes with new facilities as necessary. Project locations will be selected from the priority list developed by the Operations Services Department.

PROJECT JUSTIFICATION: This annual project is designed to maintain the overall sewer infrastructures. The project results in the reducing the risk of sanitary sewer overflows, limiting infiltration and inflow of ground water into the sewer system and lowering ongoing maintenance costs.

PROJECT COST ESTIMATE

Item	Cost	Funding Source	Total
Engineering and Construction: FY 2013-14	\$500,000	Sewer Replacement and Improvement Fund: FY 2013-14	\$500,000
Engineering and Construction: FY 2014-15 through FY 2016-17	\$1,500,000	Sewer Replacement and Improvement Fund: FY 2014-15 through FY 2016-17	\$1,500,000
TOTAL	\$2,000,000	TOTAL	\$2,000,000

CIP #: 132002 **CATEGORY:** Sewer **RECOMMENDATION:** Fund in FY 2013-14/2014-15

ANNUAL SEWER PUMP AND MOTOR REPAIRS

PROJECT DESCRIPTION: This project involves the ongoing repair and/or replacement of aging pumps and motors at sewer facilities.

PROJECT JUSTIFICATION: This project is designed to ensure efficiency, safety, and operational reliability of sewer pump facilities.

PROJECT COST ESTIMATE

Item	Cost	Funding Source	Total
Annual Pump and Motor Repairs: FY 2013-14 through FY 2016-17	\$50,000	Annual Sewer Replacement and Improvement Fund: FY 2013-14 through FY 2016-17	\$50,000
TOTAL	\$200,000	TOTAL	\$200,000

CIP #: 132020 **CATEGORY:** Sewer **RECOMMENDATION:** Fund in FY 2013-14/2014-15

BI-ANNUAL SEWER ELECTRICAL PANEL IMPROVEMENTS

PROJECT DESCRIPTION: Repairs, replacements and/or upgrades of electrical panels and related components at sewer system pumping facilities.

PROJECT JUSTIFICATION: This project is designed to ensure efficiency, safety and operational reliability of electrical control panels providing a continuous flow of wastewater to Dublin San Ramon Sanitary Sewer District for wastewater treatment purposes.

PROJECT COST ESTIMATE

Item	Cost	Funding Source	Total
Electrical Panel Upgrades: FY 2014-15	\$50,000	Sewer Replacement and Improvement Fund: FY 2014-15	\$50,000
Electrical Panel Upgrades: FY 2016-17	\$50,000	Sewer Replacement and Improvement Fund: FY 2016-17	\$50,000
TOTAL	\$100,000	TOTAL	\$100,000
CIP #: 142030 CATEGORY: Sewer		RECOMMENDATION: Fund in FY 2014-15	

BI-ANNUAL SEWER EMERGENCY GENERATOR IMPROVEMENTS

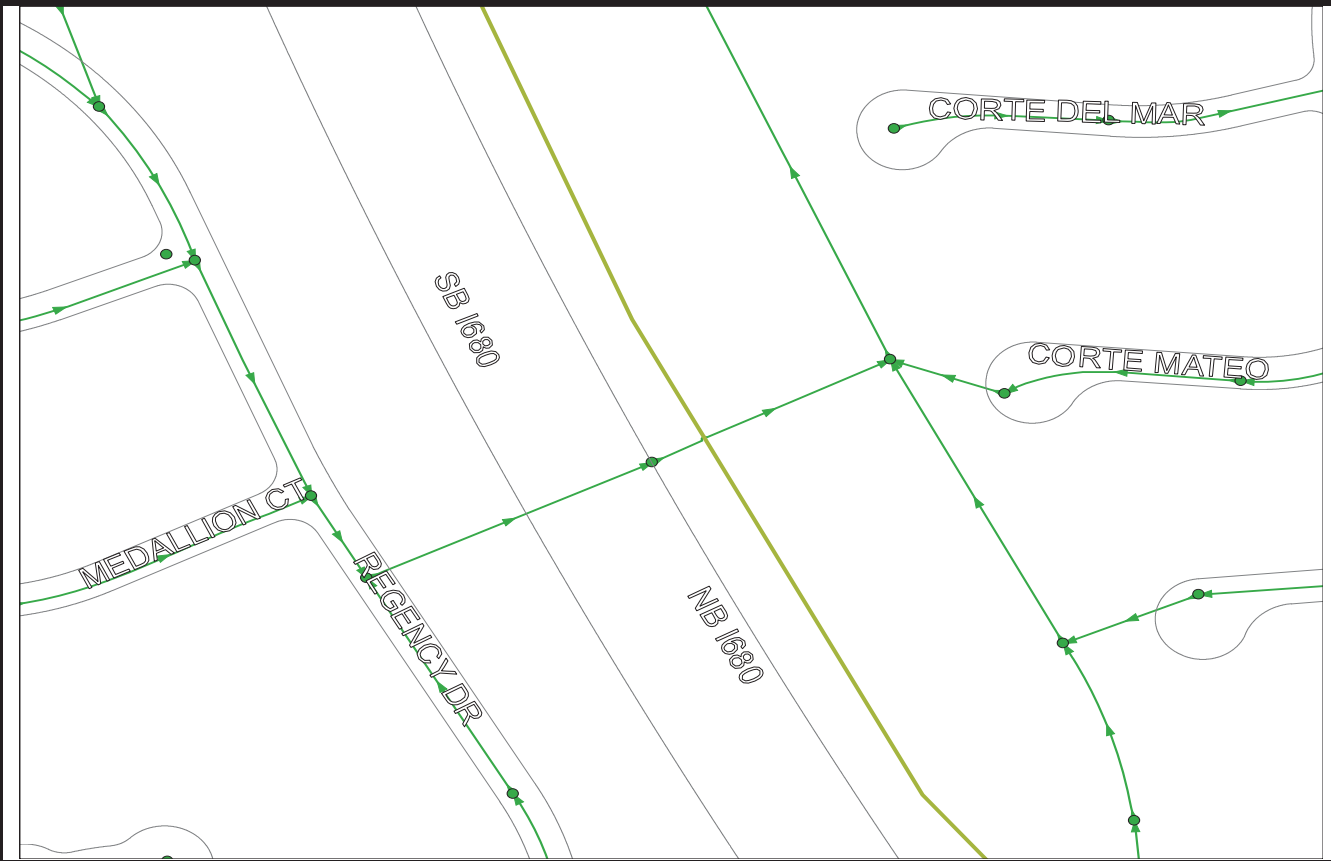
PROJECT DESCRIPTION: This bi-annual project provides for the repair, replacement and upgrades of emergency power generators at sewer pump stations to assure operational efficiency and reliability. This includes stationary and portable generators.

PROJECT JUSTIFICATION: Emergency generators are used during electrical power failures to provide electrical power to sewer pumps in the city's wastewater collection system. Existing generators must be upgraded on an ongoing basis to assure reliability and meet increasing air quality regulations. Modifications and upgrades will occur as needed to maintain equipment standards.

PROJECT COST ESTIMATE

Item	Cost	Funding Source	Total
Emergency Sewer Generator Overhaul: FY 2014-15	\$50,000	Sewer Replacement and Improvement Fund: FY 2014-15	\$50,000
Emergency Sewer Generator Overhaul: FY 2016-17	\$50,000	Sewer Replacement and Improvement Fund: FY 2016-17	\$50,000
TOTAL	\$100,000	TOTAL	\$100,000
CIP #: 142017 CATEGORY: Sewer		RECOMMENDATION: Fund in FY 2014-15	

MEADOWLARK SEWER SIPHON



PROJECT DESCRIPTION: Install a double-barrel, 8-inch sewer siphon from Regency Drive to Corte Mateo. Project will require directional pipe boring underneath Highway 680 and the Arroyo de la Laguna.

PROJECT JUSTIFICATION: The existing single-barrel siphon is undersized and contains pipe deficiencies that have resulted in at least two sanitary sewer overflows into the Arroyo de la Laguna. The reliability of having a second barrel available for sewage to flow in the event of a pipe blockage is critical in a well designed sewer siphon system.

PROJECT COST ESTIMATE


Item	Cost	Funding Source	Amount
Engineering: FY 2013-14	\$200,000	Sewer Replacement and Improvement Fund: FY 2013-14	\$600,000
Construction: FY 2013-14	\$400,000		
TOTAL	\$600,000	TOTAL	\$600,000


CIP#: 132026

CATEGORY: Sewer

RECOMMENDATION: Fund in FY 2013-14

This page intentionally left blank.





CAPITAL IMPROVEMENT PROGRAM

APPENDIX A

Detailed Financial Tables

THE CITY OF



PLEASANTON®

STREETS

STREETS PROJECTS SUMMARY
CAPITAL IMPROVEMENT PROGRAM
Fiscal Years 2013-14 through 2016-17

	2013-14	2014-15	2015-16	2016-17	TOTAL
BEGINNING UNAPPROPRIATED STREETS FUND BALANCE ⁽¹⁾	\$7,067,080	\$3,713,265	\$3,122,655	\$3,208,990	\$7,067,080
REVENUES:					
Traffic Impact Fees	406,315	200,000	62,000	223,000	891,315
Tri-Valley Transportation Fees (20% City portion)	220,000	71,000	60,000	117,000	468,000
Dougherty Valley Mitigation Fees	8,000	8,000	8,000	8,000	32,000
SUBTOTAL FEE REVENUE	\$634,315	\$279,000	\$130,000	\$348,000	\$1,391,315
Transfer to Next Year's Revenue	(406,315)	(200,000)	(62,000)	(223,000)	(891,315)
Transfer from Prior Calendar Year Revenue	0	406,315	200,000	62,000	668,315
TDA Article 3.5	103,745	0	0	0	103,745
Congestion Management and Air Quality (CMAQ) for I-580 Foothill Interchange	709,000	0	0	0	709,000
Bridge Painting HBP Grant (Arroyo De Laguna)	90,000	504,400	0	0	594,400
Bridge Improvement HBP Grant (Various Locations)	110,000	330,000	0	0	440,000
2013 Gas Tax	1,008,745	1,008,000	1,008,000	1,008,000	4,032,745
2105 Gas Tax	332,935	333,000	333,000	333,000	1,331,935
2107 Gas Tax	495,686	496,000	496,000	496,000	1,983,686
2106 Gas Tax	225,509	226,000	226,000	226,000	903,509
2107.5 Gas Tax	7,500	7,500	7,500	7,500	30,000
Measure B - Streets	710,978	711,000	711,000	711,000	2,843,978
Measure B - Bicycle and Pedestrian	198,903	200,000	200,000	200,000	798,903
Measure F Vehicle Registration Fees - Streets	326,733	326,700	326,700	326,700	1,306,833
Interest Income (Includes Interest from Project reserves)	47,900	30,460	28,720	28,980	136,060
TOTAL REVENUES	\$4,595,634	\$4,658,375	\$3,604,920	\$3,524,180	\$16,383,109
TOTAL FUNDS AVAILABLE	\$11,662,714	\$8,371,640	\$6,727,575	\$6,733,170	\$23,450,189
EXPENDITURES:					
135009 Annual Curb and Gutter Replacements for Street Resurfacing Projects	300,000	300,000	200,000	200,000	1,000,000
135003 Annual Resurfacing and Reconstruction of Various Streets	2,700,000	2,700,000	1,900,000	1,900,000	9,200,000
135005 Annual Sidewalk & Intersection Ramp Installations	130,000	130,000	130,000	130,000	520,000
135012 Annual Sidewalk Maintenance	150,000	150,000	150,000	150,000	600,000
135004 Annual Slurry Sealing of Various Streets	350,000	350,000	350,000	350,000	1,400,000
135007 Annual Traffic Buttons & Line Marker Installation	50,000	50,000	50,000	50,000	200,000
115043 Arroyo Mocho Trail Bicycle and Pedestrian Improvements (Additional Funding)	194,000	0	0	0	194,000
135018 Bi-Annual Bridge Maintenance Program	150,000	0	50,000	0	200,000
145021 Bi-Annual Evaluation and Reclassification of Street Surfaces	0	60,000	0	60,000	120,000
145055 Bi-Annual Neighborhood Traffic Calming Devices	0	40,000	0	40,000	80,000
135032 Bi-Annual Traffic Signal Installations	250,000	0	250,000	0	500,000
135043 Bicycle and Pedestrian Related Improvements	75,000	200,000	200,000	200,000	675,000
135006 Bicycle Detection on Hopyard Road	103,745	0	0	0	103,745
135008 Bridge Improvements at Various Locations	125,000	375,000	0	0	500,000
135025 Bridge Painting: Bernal Bridge Over Arroyo de la Laguna	102,000	569,400	0	0	671,400
095034 I-580 at Foothill Road Improvements Phase 3 (Additional Funding)	2,191,490	0	0	0	2,191,490
135041 Intersection Improvements at Various Locations	100,000	100,000	100,000	100,000	400,000
Old Vineyard Avenue Pedestrian Trail - Phase I	650,000	0	0	0	650,000
145006 Street Sinking Repair: Hopyard Road @ Arroyo Mocho	0	75,000	0	0	75,000
115014 Street Sinking Repair: West Las Positas	250,000	0	0	0	250,000
999999 To General Fund - Gas Tax Administration	7,500	7,500	7,500	7,500	30,000
999999 To General Fund - Congestion Mgmt	36,445	36,445	36,445	36,445	145,780
999999 To General Fund - NPID Reimbursement	23,669	24,040	24,040	24,040	95,789
999999 To General Fund - Landscape NPID	2,600	2,600	2,600	2,600	10,400
STREET EXPENDITURES	\$7,941,449	\$5,169,985	\$3,450,585	\$3,250,585	\$19,812,604
RESERVES:					
015041 Tri-Valley Transportation Development Fee Reserve	0	71,000	60,000	117,000	248,000
025023 Dougherty Valley Mitigation Revenue Reserve	8,000	8,000	8,000	8,000	32,000
TOTAL RESERVES	\$8,000	\$79,000	\$68,000	\$125,000	\$280,000
TOTAL EXPENDITURES AND RESERVES	\$7,949,449	\$5,248,985	\$3,518,585	\$3,375,585	\$20,092,604
ENDING STREETS FUND BALANCE	\$3,713,265	\$3,122,655	\$3,208,990	\$3,357,585	\$3,357,585

⁽¹⁾ The Beginning Unappropriated Streets Fund Balance is net of the following Reserves:

Tri-Valley Transportation Development Fee Reserve	\$259,173
Dougherty Valley Mitigation Revenue Reserve	96,574
Happy Valley Bypass Road Reserve	1,011,996
Old Stanley Blvd. Improvements: Main Street to First Street Reserve	2,134,316
Dublin Reimbursement for Future Projects Reserve	2,057,657
FY 2012-13 Reserve Balance	\$5,559,716


CIP #		Streets GF CIP 160	Gas Tax 550-552; 556	Meas B 573,575 Veh Reg 578	Traffic Dev Fee 160, 161, 166	Grants 561, 572	Dev Contrib/ Specific Plans 499583584	Assessment District 165, 625, 629	Total
135008	Bridge Improvements at Various Locations		15,000	0	0	110,000	0	0	\$125,000
135025	Bridge Painting: Bernal Bridge Over Arroyo de la Laguna		12,000	0	0	90,000	0	0	\$102,000
095034	I-580 at Foothill Road Improvements Phase 3 (Additional Funding)		0	0	1,482,490	709,000	0	0	\$2,191,490
135041	Intersection Improvements at Various Locations		0	0	100,000	0	0	0	\$100,000
	Old Vineyard Avenue Pedestrian Trail - Phase I		0	0	0	0	650,000	0	650,000
145006	Street Sinking Repair: Hopyard Road @ Arroyo Mochó		0	0	0	0	0	0	\$0
115014	Street Sinking Repair: West Las Positas		185,000	65,000	0	0	0	0	\$250,000
999999	To General Fund - Gas Tax Administration		0	7,500	0	0	0	0	\$7,500
999999	To General Fund - Congestion Mgmt		0	36,445	0	0	0	0	\$36,445
999999	To General Fund - NPID Reimbursement		0	0	0	0	0	23,669	\$23,669
999999	To General Fund - Landscape NPID		0	0	0	0	0	2,600	2,600
	STREET EXPENDITURES	\$0	\$3,192,000	\$1,227,945	\$1,832,490	\$1,012,745	\$650,000	\$26,269	\$7,941,449
	RESERVES:								
015041	Tri-Valley Transportation Development Fee Reserve		0	0	0	0	0	0	0
025023	Dougherty Valley Mitigation Revenue Reserve		0	0	8,000	0	0	0	8,000
	TOTAL RESERVES	\$0	\$0	\$0	\$8,000	\$0	\$0	\$0	\$8,000
	TOTAL EXPENDITURES AND RESERVES	\$0	\$3,192,000	\$1,227,945	\$1,840,490	\$1,012,745	\$650,000	\$26,269	\$7,949,449
	ENDING STREETS FUND BALANCE	\$0	\$832,048	\$229,545	\$960,327	\$0	\$19,806	\$1,543,700	\$3,713,265

CIP #	Streets GF CIP 160	Gas Tax 550-552; 556	Meas B 573,575 Veh Reg 578	Traffic Dev Fee 160, 161, 166	Grants	Dev Contrib/ Specific Plans 499583584	Assessment District 165, 625, 629	Total
	Bridge Improvements at Various Locations	45,000	0	0	330,000	0	0	375,000
	Bridge Painting: Bernal Bridge Over Arroyo de la Laguna	65,000	0	0	504,400	0	0	569,400
095034	I-580 at Foothill Road Improvements Phase 3 (Additional Funding)	0	0	0	0	0	0	0
105027	Intersection Improvements at Various Locations	0	0	100,000	0	0	0	100,000
	Old Vineyard Avenue Pedestrian Trail - Phase I	0	0	0	0	0	0	0
	Street Sinking Repair: Hopyard Road @ Arroyo Mocho	75,000	0	0	0	0	0	75,000
	Street Sinking Repair: West Las Positas	0	0	0	0	0	0	0
999999	To General Fund - Gas Tax Administration	0	7,500	0	0	0	0	7,500
999999	To General Fund - Congestion Mgmt	0	36,445	0	0	0	0	36,445
999999	To General Funded - NPID Reimbursement	0	0	0	0	0	24,040	24,040
999999	To General Fund - Landscape NPID	0	0	0	0	0	2,600	2,600
	STREET EXPENDITURES	\$0	\$1,323,945	\$100,000	\$834,400	\$0	\$26,640	\$5,169,985
	RESERVES:							
015041	Tri-Valley Transportation Development Fee Reserve	0	0	71,000	0	0	0	71,000
025023	Dougherty Valley Mitigation Revenue Reserve	0	0	8,000	0	0	0	8,000
	TOTAL RESERVES	\$0	\$0	\$79,000	\$0	\$0	\$0	\$79,000
	TOTAL EXPENDITURES AND RESERVES	\$0	\$1,323,945	\$179,000	\$834,400	\$0	\$26,640	\$5,248,985
	ENDING STREETS FUND BALANCE	\$0	\$145,050	\$1,276,652	\$0	\$20,006	\$1,530,660	\$3,122,655

CIP #	Streets GF CIP 160	Gas Tax 550-552; 556	Meas B 573,575 Veh Reg 578	Traffic Dev Fee 160, 161, 166	Grants 561, 572	Dev Contrib/ Specific Plans 499583584	Assessment District 165, 625, 629	Total
		0	0	0	0	0	0	0
	Bridge Improvements at Various Locations	0	0	0	0	0	0	0
	Bridge Painting: Bernal Bridge Over Arroyo de la Laguna	0	0	0	0	0	0	0
095034	I-580 at Foothill Road Improvements Phase 3 (Additional Funding)	0	0	0	0	0	0	0
105027	Intersection Improvements at Various Locations	0	0	100,000	0	0	0	100,000
	Old Vineyard Avenue Pedestrian Trail - Phase I	0	0	0	0	0	0	0
	Street Sinking Repair: Hopyard Road @ Arroyo Mochó	0	0	0	0	0	0	0
	Street Sinking Repair: West Las Positas	0	0	0	0	0	0	0
999999	To General Fund - Gas Tax Administration	0	7,500	0	0	0	0	7,500
999999	To General Fund - Congestion Mgmt	0	36,445	0	0	0	0	36,445
999999	To General Fund - NPID Reimbursement	0	0	0	0	0	24,040	24,040
999999	To General Fund - Landscape NPID	0	0	0	0	0	2,600	2,600
	STREET EXPENDITURES	\$0	\$1,173,945	\$350,000	\$0	\$0	\$26,640	\$3,450,585
	RESERVES:							
015041	Tri-Valley Transportation Development Fee Reserve	0	0	60,000	0	0	0	60,000
025023	Dougherty Valley Mitigation Revenue Reserve	0	0	8,000	0	0	0	8,000
	TOTAL RESERVES	\$0	\$0	\$68,000	\$0	\$0	\$0	\$68,000
	TOTAL EXPENDITURES AND RESERVES	\$0	\$1,173,945	\$418,000	\$0	\$0	\$26,640	\$3,518,585
	ENDING STREETS FUND BALANCE	\$0	\$210,355	\$1,137,662	\$0	\$20,206	\$1,517,720	\$3,208,990

CIP #		Streets GF CIP 160	Gas Tax 550-552; 556	Meas B 573,575 Veh Reg 578	Traffic Dev Fee 160, 161, 166	Grants 561, 572	Dev Contrib/ Specific Plans 499583584	Assessment District 165, 625, 629	Total
	Bridge Painting: Bernal Bridge Over Arroyo de la Laguna		0	0	0	0	0	0	0
095034	I-580 at Foothill Road Improvements Phase 3 (Additional Funding)		0	0	0	0	0	0	0
105027	Intersection Improvements at Various Locations		0	0	100,000	0	0	0	100,000
	Old Vineyard Avenue Pedestrian Trail - Phase I		0	0	0	0	0	0	0
	Street Sinking Repair: Hopyard Road @ Arroyo Mocho		0	0	0	0	0	0	0
	Street Sinking Repair: West Las Positas		0	0	0	0	0	0	0
999999	To General Fund - Gas Tax Administration		0	7,500	0	0	0	0	7,500
999999	To General Fund - Congestion Mgmt		0	36,445	0	0	0	0	36,445
999999	To General Fund - NPID Reimbursement		0	0	0	0	0	24,040	24,040
999999	To General Fund - Landscape NPID		0	0	0	0	0	2,600	2,600
	STREET EXPENDITURES	\$0	\$1,900,000	\$1,223,945	\$100,000	\$0	\$0	\$26,640	\$3,250,585
	RESERVES:								
015041	Tri-Valley Transportation Development Fee Reserve		0	0	117,000	0	0	0	117,000
025023	Dougherty Valley Mitigation Revenue Reserve		0	0	8,000	0	0	0	8,000
	TOTAL RESERVES	\$0	\$0	\$0	\$125,000	\$0	\$0	\$0	\$125,000
	TOTAL EXPENDITURES AND RESERVES	\$0	\$1,900,000	\$1,223,945	\$225,000	\$0	\$0	\$26,640	\$3,375,585
	ENDING STREETS FUND BALANCE	\$0	\$366,028	\$226,060	\$1,109,672	\$0	\$20,406	\$1,504,280	\$3,357,585

This page intentionally left blank.



THE CITY OF



PLEASANTON.®

PARKS

**PARKS PROJECTS
CAPITAL IMPROVEMENT PROGRAM
Fiscal Years 2013-14 through 2016-17**

		2013-14	2014-15	2015-16	2016-17	TOTAL
	BEGINNING UNAPPROPRIATED PARKS FUND BALANCE ⁽¹⁾	\$1,090,200	\$127,255	\$128,455	\$129,655	\$1,090,200
	REVENUES:					
	Park Dedication Fees	291,210	194,140	58,242	181,000	724,592
	TOTAL FEE REVENUE	\$291,210	\$194,140	\$58,242	\$181,000	\$724,592
	Transfer to Next Year's Revenue	(291,210)	(194,140)	(58,242)	(181,000)	(724,592)
	Transfer from Prior Calendar Year Revenue	0	291,210	194,140	58,242	543,592
	Interest	5,500	1,250	1,250	1,250	9,250
	TOTAL ESTIMATED REVENUES	\$5,500	\$292,460	\$195,390	\$59,492	\$552,842
	TRANSFERS FROM:					
	Happy Valley Bypass Road Reserve (035006)	378,037	0	0	0	378,037
	General Fund	1,000,000	1,300,000	0	0	2,300,000
	TOTAL ESTIMATED TRANSFERS	\$1,378,037	\$1,300,000	\$0	\$0	\$2,678,037
	TOTAL FUNDS AVAILABLE	\$2,473,737	\$1,719,715	\$323,845	\$189,147	\$4,321,079
	EXPENDITURES:					
017045	Bernal Community Park, Phase II Lighted Multi-Purpose Sports Fields	2,346,482	1,300,000	0	0	3,646,482
	TOTAL EXPENDITURES	\$2,346,482	\$1,300,000	\$0	\$0	\$3,646,482
	RESERVES:					
037028	New Community Park: Site Acquisition Reserve from In Lieu Park Dedication Fees	0	291,260	194,190	58,292	543,742
	TOTAL RESERVES	\$0	\$291,260	\$194,190	\$58,292	\$543,742
	TOTAL EXPENDITURES AND RESERVES	\$2,346,482	\$1,591,260	\$194,190	\$58,292	\$4,190,224
	ENDING PARKS FUND BALANCE	\$127,255	\$128,455	\$129,655	\$130,855	\$130,855

⁽¹⁾ The Beginning Unappropriated Parks Fund Balance is net of the following Reserves:

General Trail Improvements and Development Reserve	\$846,432
Bernal Property Improvements Reserve (Phase II)	7,558,317
New Community Park: Site Acquisition Reserve	282,932
Bernal Property Trail Reserve	152,000
FY 2012-13 Reserve Balance	<u>\$8,839,681</u>

**PARKS PROJECTS
CAPITAL IMPROVEMENT PROGRAM
Fiscal Year 2013-14**

CIP #		Parks General Fund CIP 164	Park Dedication Post 1/1/99 159	Public Facilities Fee (PFF) 159	Marilyn Kane Trail Reserve 562	Total
	BEGINNING PARKS FUND BALANCE	\$124,674	\$839,371	\$20,669	\$105,486	\$1,090,200
	REVENUES:					
	Park Dedication Fees		291,210			291,210
	TOTAL FEE REVENUE	\$0	\$291,210	\$0	\$0	\$291,210
	Transfer to Next Year's Revenue		(291,210)			(291,210)
	Transfer from Prior Calendar Year Revenue					0
	Interest	600	3,800	200	900	5,500
	TOTAL ESTIMATED REVENUES	\$600	\$3,800	\$200	\$900	\$5,500
	TRANSFERS FROM:					
	Happy Valley Bypass Road Reserve (035006)	378,037				378,037
	General Fund	1,000,000				1,000,000
	TOTAL ESTIMATED TRANSFERS	\$1,378,037	\$0	\$0	\$0	\$1,378,037
	TOTAL FUNDS AVAILABLE	\$1,503,311	\$843,171	\$20,869	\$106,386	\$2,473,737
	EXPENDITURES:					
017045	Bernal Community Park, Phase II Lighted Multi-Purpose Sports Fields	1,503,311	843,171			2,346,482
	TOTAL EXPENDITURES	\$1,503,311	\$843,171	\$0	\$0	\$2,346,482
	RESERVES:					
037028	New Community Park: Site Acquisition Reserve from In Lieu Park Dedication Fees					0
	TOTAL RESERVES	\$0	\$0	\$0	\$0	\$0
	TOTAL EXPENDITURES AND RESERVES	\$1,503,311	\$843,171	\$0	\$0	\$2,346,482
	ENDING PARKS FUND BALANCE	\$0	\$0	\$20,869	\$106,386	\$127,255

**PARKS PROJECTS
CAPITAL IMPROVEMENT PROGRAM
Fiscal Year 2014-15**

CIP #		Parks General Fund CIP 164	Park Dedication Post 1/1/99 159	Public Facilities Fee (PFF) 159	Marilyn Kane Trail Reserve 562	Total
	BEGINNING PARKS FUND BALANCE	\$0	\$0	\$20,869	\$106,386	\$127,255
	REVENUES:					
	Park Dedication Fees		194,140			194,140
	TOTAL FEE REVENUE	\$0	\$194,140	\$0	\$0	\$194,140
	Transfer to Next Year's Revenue		(194,140)			(194,140)
	Transfer from Prior Calendar Year Revenue		291,210			291,210
	Interest	0	50	200	1,000	1,250
	TOTAL ESTIMATED REVENUES	\$0	\$291,260	\$200	\$1,000	\$292,460
	TRANSFERS FROM:					
	Happy Valley Bypass Road Reserve (035006)					0
	General Fund	1,300,000				1,300,000
	TOTAL ESTIMATED TRANSFERS	\$1,300,000	\$0	\$0	\$0	\$1,300,000
	TOTAL FUNDS AVAILABLE	\$1,300,000	\$291,260	\$21,069	\$107,386	\$1,719,715
	EXPENDITURES:					
017045	Bernal Community Park, Phase II Lighted Multi-Purpose Sports Fields	1,300,000				1,300,000
	TOTAL EXPENDITURES	\$1,300,000	\$0	\$0	\$0	\$1,300,000
	RESERVES:					
037028	New Community Park: Site Acquisition Reserve from In Lieu Park Dedication Fees		291,260			291,260
	TOTAL RESERVES	\$0	\$291,260	\$0	\$0	\$291,260
	TOTAL EXPENDITURES AND RESERVES	\$1,300,000	\$291,260	\$0	\$0	\$1,591,260
	ENDING PARKS FUND BALANCE	\$0	\$0	\$21,069	\$107,386	\$128,455


**PARKS PROJECTS
CAPITAL IMPROVEMENT PROGRAM
Fiscal Year 2015-16**

CIP #		Parks General Fund CIP 164	Park Dedication Post 1/1/99 159	Public Facilities Fee (PFF) 159	Marilyn Kane Trail Reserve 562	Total
	BEGINNING PARKS FUND BALANCE	\$0	\$0	\$21,069	\$107,386	\$128,455
	REVENUES:					
	Park Dedication Fees		58,242			58,242
	TOTAL FEE REVENUE	\$0	\$58,242	\$0	\$0	\$58,242
	Transfer to Next Year's Revenue	0	(58,242)	0	0	(58,242)
	Transfer from Prior Calendar Year Revenue	0	194,140	0	0	194,140
	Interest	0	50	200	1,000	1,250
	TOTAL ESTIMATED REVENUES	\$0	\$194,190	\$200	\$1,000	\$195,390
	TRANSFERS FROM:					
	Happy Valley Bypass Road Reserve (035006)					0
	General Fund					0
	TOTAL ESTIMATED TRANSFERS	\$0	\$0	\$0	\$0	\$0
	TOTAL FUNDS AVAILABLE	\$0	\$194,190	\$21,269	\$108,386	\$323,845
	EXPENDITURES:					
017045	Bernal Community Park, Phase II Lighted Multi-Purpose Sports Fields					0
	TOTAL EXPENDITURES	\$0	\$0	\$0	\$0	\$0
	RESERVES:					
037028	New Community Park: Site Acquisition Reserve from In Lieu Park Dedication Fees		194,190			194,190
	TOTAL RESERVES	\$0	\$194,190	\$0	\$0	\$194,190
	TOTAL EXPENDITURES AND RESERVES	\$0	\$194,190	\$0	\$0	\$194,190
	ENDING PARKS FUND BALANCE	\$0	\$0	\$21,269	\$108,386	\$129,655

**PARKS PROJECTS
CAPITAL IMPROVEMENT PROGRAM
Fiscal Year 2016-17**

CIP #		Parks General Fund CIP 164	Park Dedication Post 1/1/99 159	Public Facilities Fee (PFF) 159	Marilyn Kane Trail Reserve 562	Total
	BEGINNING PARKS FUND BALANCE	\$0	\$0	\$21,269	\$108,386	\$129,655
	REVENUES:					
	Park Dedication Fees		181,000			181,000
	TOTAL FEE REVENUE	\$0	\$181,000	\$0	\$0	\$181,000
	Transfer to Next Year's Revenue	0	(181,000)	0	0	(181,000)
	Transfer from Prior Calendar Year Revenue	0	58,242	0	0	58,242
	Interest	0	50	200	1,000	1,250
	TOTAL ESTIMATED REVENUES	\$0	\$58,292	\$200	\$1,000	\$59,492
	TRANSFERS FROM:					
	Happy Valley Bypass Road Reserve (035006)					0
	General Fund					0
	TOTAL ESTIMATED TRANSFERS	\$0	\$0	\$0	\$0	\$0
	TOTAL FUNDS AVAILABLE	\$0	\$58,292	\$21,469	\$109,386	\$189,147
	EXPENDITURES:					
017045	Bernal Community Park, Phase II Lighted Multi-Purpose Sports Fields					0
	TOTAL EXPENDITURES	\$0	\$0	\$0	\$0	\$0
	RESERVES:					
037028	New Community Park: Site Acquisition Reserve from In Lieu Park Dedication Fees		58,292			58,292
	TOTAL RESERVES	\$0	\$58,292	\$0	\$0	\$58,292
	TOTAL EXPENDITURES AND RESERVES	\$0	\$58,292	\$0	\$0	\$58,292
	ENDING PARKS FUND BALANCE	\$0	\$0	\$21,469	\$109,386	\$130,855

This page intentionally left blank.



THE CITY OF



MISCELLANEOUS

MISCELLANEOUS PROJECTS SUMMARY
CAPITAL IMPROVEMENT PROGRAM
Fiscal Years 2013-14 through 2016-17

		2013-14	2014-15	2015-16	2016-17	TOTAL
	BEGINNING UNAPPROPRIATED MISCELLANEOUS FUND BALANCE ⁽¹⁾	\$4,769,292	\$4,019,592	\$3,903,609	\$4,348,561	\$4,769,292
	REVENUES:					
	Public Facilities Fee	408,317	638,052	506,096	500,000	2,052,465
	TOTAL FEE REVENUE	\$408,317	\$638,052	\$506,096	\$500,000	\$2,052,465
	Transfer to Next Year's Revenue	(408,317)	(638,052)	(506,096)	(500,000)	(2,052,465)
	Transfer from Prior Calendar Year Revenue	0	408,317	638,052	506,096	1,552,465
	California Solar Initiative Rebate from PG & E (#098041)	16,000	10,000	0	0	26,000
	Interest Income (including CIP Project Reserves)	39,300	35,700	36,900	39,050	150,950
	TOTAL ESTIMATED REVENUES	\$55,300	\$454,017	\$674,952	\$545,146	\$1,729,415
	TOTAL FUNDS AVAILABLE	\$4,824,592	\$4,473,609	\$4,578,561	\$4,893,707	\$6,498,707
	EXPENDITURES:					
138029	Bi-Annual Fence Installation & Repair	50,000	0	50,000	0	100,000
138016	Bi-Annual Soundwall Repair & Replacement	100,000	0	50,000	0	150,000
138015	Bi-Annual Storm Repairs and Improvements	50,000	0	50,000	0	100,000
138034	City Parking Lot Maintenance and Rehabilitation	200,000	0	0	0	200,000
948051	East County Animal Shelter Debt Service	80,000	80,000	80,000	80,000	320,000
148008	Library Roof Replacement	0	340,000	0	0	340,000
138035	Radio Frequency Identification Tagging for Library Material	160,000	0	0	0	160,000
148014	Self Check-in Automated Sorter for Library	0	150,000	0	0	150,000
138055	Tennis Court Reconstruction and Re-Surfacing	165,000	0	0	0	165,000
	TOTAL EXPENDITURES	\$805,000	\$570,000	\$230,000	\$80,000	\$1,685,000
	RESERVES:					
068018	Capital Improvement Program Reserve (CIPR)	0	0	0	495,000	495,000
	TOTAL RESERVES	\$0	\$0	\$0	\$495,000	\$495,000
	TOTAL EXPENDITURES AND RESERVES	\$805,000	\$570,000	\$230,000	\$575,000	\$2,180,000
	ENDING MISCELLANEOUS FUND BALANCE	\$4,019,592	\$3,903,609	\$4,348,561	\$4,318,707	\$4,318,707

⁽¹⁾ The Beginning Unappropriated Miscellaneous Fund Balance is net of the following Reserves:

Capital Improvement Program Reserve (CIPR)	\$1,909,882
City Hall Office Building & Civic Center Site Improvements Reserve	1,927,859
FY 2012-13 Reserve Balance	<u>\$3,837,741</u>

**MISCELLANEOUS PROJECTS
CAPITAL IMPROVEMENT PROGRAM
Fiscal Year 2013-14**

CIP #		Public Facility Fees 154	Misc. Gen Fund CIP 151	Downtown & No. Pleasanton 153	Misc. Storm Drain Fund 357	Total
	BEGINNING MISCELLANEOUS FUND BALANCE	\$286,239	\$786,588	\$3,498,974	\$197,491	\$4,769,292
	REVENUES:					
	Public Facilities Fee	408,317				408,317
	TOTAL FEE REVENUE	\$408,317	\$0	\$0	\$0	\$408,317
	Transfer to Next Year's Revenue	(408,317)				(408,317)
	Transfer from Prior Calendar Year Revenue					0
	California Solar Initiative Rebate from PG & E (#098041)		16,000			16,000
	Interest Income (including CIP Project Reserves)	1,300	5,000	31,500	1,500	39,300
	TOTAL ESTIMATED REVENUES	\$1,300	\$21,000	\$31,500	\$1,500	\$55,300
	TOTAL FUNDS AVAILABLE	\$287,539	\$807,588	\$3,530,474	\$198,991	\$4,824,592
	EXPENDITURES:					
138029	Bi-Annual Fence Installation & Repair		50,000			50,000
138016	Bi-Annual Soundwall Repair & Replacement	25,000	75,000			100,000
138015	Bi-Annual Storm Repairs and Improvements				50,000	50,000
138034	City Parking Lot Maintenance and Rehabilitation	100,000	100,000			200,000
948051	East County Animal Shelter Debt Service	16,000	64,000			80,000
148008	Library Roof Replacement					0
138035	Radio Frequency Identification Tagging for Library Material		160,000			160,000
148014	Self Check-in Automated Sorter for Library					0
138055	Tennis Court Reconstruction and Re-Surfacing	145,000	20,000			165,000
	TOTAL EXPENDITURES	\$286,000	\$469,000	\$0	\$50,000	\$805,000
	RESERVES:					
068018	Capital Improvement Program Reserve (CIPR)					0
	TOTAL RESERVES	\$0	\$0	\$0	\$0	\$0
	TOTAL EXPENDITURES AND RESERVES	\$286,000	\$469,000	\$0	\$50,000	\$805,000
	ENDING MISCELLANEOUS FUND BALANCE	\$1,539	\$338,588	\$3,530,474	\$148,991	\$4,019,592

**MISCELLANEOUS PROJECTS
CAPITAL IMPROVEMENT PROGRAM
Fiscal Year 2014-15**

CIP #		Public Facility Fees 154	Misc. Gen Fund CIP 151	Downtown & No. Pleasanton 153	Misc. Storm Drain Fund 357	Total
	BEGINNING MISCELLANEOUS FUND BALANCE	\$1,539	\$338,588	\$3,530,474	\$148,991	\$4,019,592
	REVENUES:					
	Public Facilities Fee	638,052				638,052
	TOTAL FEE REVENUE	\$638,052	\$0	\$0	\$0	\$638,052
	Transfer to Next Year's Revenue	(638,052)				(638,052)
	Transfer from Prior Calendar Year Revenue	408,317				408,317
	California Solar Initiative Rebate from PG & E (#098041)		10,000			10,000
	Interest Income (including CIP Project Reserves)	700	1,700	32,000	1,300	35,700
	TOTAL ESTIMATED REVENUES	\$409,017	\$11,700	\$32,000	\$1,300	\$454,017
	TOTAL FUNDS AVAILABLE	\$410,556	\$350,288	\$3,562,474	\$150,291	\$4,473,609
	EXPENDITURES:					
138029	Bi-Annual Fence Installation & Repair					0
138016	Bi-Annual Soundwall Repair & Replacement					0
138015	Bi-Annual Storm Repairs and Improvements					0
138034	City Parking Lot Maintenance and Rehabilitation					0
948051	East County Animal Shelter Debt Service	16,000	64,000			80,000
148008	Library Roof Replacement	240,000	100,000			340,000
138035	Radio Frequency Identification Tagging for Library Material					0
148014	Self Check-in Automated Sorter for Library		150,000			150,000
138055	Tennis Court Reconstruction and Re-Surfacing					0
	TOTAL EXPENDITURES	\$256,000	\$314,000	\$0	\$0	\$570,000
	RESERVES:					
068018	Capital Improvement Program Reserve (CIPR)					0
	TOTAL RESERVES	\$0	\$0	\$0	\$0	\$0
	TOTAL EXPENDITURES AND RESERVES	\$256,000	\$314,000	\$0	\$0	\$570,000
	ENDING MISCELLANEOUS FUND BALANCE	\$154,556	\$36,288	\$3,562,474	\$150,291	\$3,903,609


**MISCELLANEOUS PROJECTS
CAPITAL IMPROVEMENT PROGRAM
Fiscal Year 2015-16**

CIP #		Public Facility Fees 154	Misc. Gen Fund CIP 151	Downtown & No. Pleasanton 153	Misc. Storm Drain Fund 357	Total
	BEGINNING MISCELLANEOUS FUND BALANCE	\$154,556	\$36,288	\$3,562,474	\$150,291	\$3,903,609
	REVENUES:					
	Public Facilities Fee	506,096				506,096
	TOTAL FEE REVENUE	\$506,096	\$0	\$0	\$0	\$506,096
	Transfer to Next Year's Revenue	(506,096)				(506,096)
	Transfer from Prior Calendar Year Revenue	638,052				638,052
	California Solar Initiative Rebate from PG & E (#098041)					0
	Interest Income (including CIP Project Reserves)	3,600	200	32,000	1,100	36,900
	TOTAL ESTIMATED REVENUES	\$641,652	\$200	\$32,000	\$1,100	\$674,952
	TOTAL FUNDS AVAILABLE	\$796,208	\$36,488	\$3,594,474	\$151,391	\$4,578,561
	EXPENDITURES:					
138029	Bi-Annual Fence Installation & Repair	25,000	25,000			50,000
138016	Bi-Annual Soundwall Repair & Replacement	45,000	5,000			50,000
138015	Bi-Annual Storm Repairs and Improvements				50,000	50,000
138034	City Parking Lot Maintenance and Rehabilitation					0
948051	East County Animal Shelter Debt Service	80,000				80,000
148008	Library Roof Replacement					0
138035	Radio Frequency Identification Tagging for Library Material					0
148014	Self Check-in Automated Sorter for Library					0
138055	Tennis Court Reconstruction and Re-Surfacing					0
	TOTAL EXPENDITURES	\$150,000	\$30,000	\$0	\$50,000	\$230,000
	RESERVES:					
068018	Capital Improvement Program Reserve (CIPR)					0
	TOTAL RESERVES	\$0	\$0	\$0	\$0	\$0
	TOTAL EXPENDITURES AND RESERVES	\$150,000	\$30,000	\$0	\$50,000	\$230,000
	ENDING MISCELLANEOUS FUND BALANCE	\$646,208	\$6,488	\$3,594,474	\$101,391	\$4,348,561

**MISCELLANEOUS PROJECTS
CAPITAL IMPROVEMENT PROGRAM
Fiscal Year 2016-17**

CIP #		Public Facility Fees 154	Misc. Gen Fund CIP 151	Downtown & No. Pleasanton 153	Misc. Storm Drain Fund 357	Total
	BEGINNING MISCELLANEOUS FUND BALANCE	\$646,208	\$6,488	\$3,594,474	\$101,391	\$4,348,561
	REVENUES:					
	Public Facilities Fee	500,000				500,000
	TOTAL FEE REVENUE	\$500,000	\$0	\$0	\$0	\$500,000
	Transfer to Next Year's Revenue	(500,000)				(500,000)
	Transfer from Prior Calendar Year Revenue	506,096				506,096
	California Solar Initiative Rebate from PG & E (#098041)					0
	Interest Income (including CIP Project Reserves)	5,500	50	32,500	1,000	39,050
	TOTAL ESTIMATED REVENUES	\$511,596	\$50	\$32,500	\$1,000	\$545,146
	TOTAL FUNDS AVAILABLE	\$1,157,804	\$6,538	\$3,626,974	\$102,391	\$4,893,707
	EXPENDITURES:					
138029	Bi-Annual Fence Installation & Repair					0
138016	Bi-Annual Soundwall Repair & Replacement					0
138015	Bi-Annual Storm Repairs and Improvements					0
138034	City Parking Lot Maintenance and Rehabilitation					0
948051	East County Animal Shelter Debt Service	75,000	5,000			80,000
148008	Library Roof Replacement					0
138035	Radio Frequency Identification Tagging for Library Material					0
148014	Self Check-in Automated Sorter for Library					0
138055	Tennis Court Reconstruction and Re-Surfacing					0
	TOTAL EXPENDITURES	\$75,000	\$5,000	\$0	\$0	\$80,000
	RESERVES:					
068018	Capital Improvement Program Reserve (CIPR)	495,000				495,000
	TOTAL RESERVES	\$495,000	\$0	\$0	\$0	\$495,000
	TOTAL EXPENDITURES AND RESERVES	\$570,000	\$5,000	\$0	\$0	\$575,000
	ENDING MISCELLANEOUS FUND BALANCE	\$587,804	\$1,538	\$3,626,974	\$102,391	\$4,318,707

This page intentionally left blank.



THE CITY OF



PLEASANTON®

WATER

**WATER PROJECTS SUMMARY
CAPITAL IMPROVEMENT PROGRAM
Fiscal Years 2013-14 through 2016-17**

		2013-14	2014-15	2015-16	2016-17	TOTAL
	BEGINNING WATER FUND BALANCE	\$12,629,252	\$10,480,723	\$11,289,094	\$12,451,230	\$12,629,252
	REVENUES:					
	Water Connection Fees	113,400	78,165	40,965	77,000	309,530
	TOTAL FEE REVENUE	\$113,400	\$78,165	\$40,965	\$77,000	\$309,530
	Transfer to Next Year's Revenue	(113,400)	(78,165)	(40,965)	(77,000)	(309,530)
	Transfer from Prior Calendar Year Revenue	0	113,400	78,165	40,965	232,530
	California Solar Initiative Rebate from PG&E (#098041)	110,000	70,000	0	0	180,000
	Interest Income (Including Project Reserves)	104,000	97,500	106,500	115,000	423,000
	TOTAL ESTIMATED REVENUES	\$214,000	\$280,900	\$184,665	\$155,965	\$835,530
	TRANSFERS FROM:					
	Water M&O Fund - Replacement Accrual	1,600,000	1,600,000	1,600,000	1,600,000	6,400,000
	Water M&O Fund - Recycled Water Revenue	400,000	400,000	400,000	400,000	1,600,000
	Water M&O Fund - Vineyard Avenue Corridor Fourth Tier Water Fees	100,000	100,000	100,000	100,000	400,000
	NET TRANSFERS IN/(OUT)	\$2,100,000	\$2,100,000	\$2,100,000	\$2,100,000	\$8,400,000
	TOTAL FUNDS AVAILABLE	\$14,943,252	\$12,861,623	\$13,573,759	\$14,707,195	\$21,864,782
	EXPENDITURES:					
131016	Advanced Metering Infrastructure	3,000,000	0	0	0	3,000,000
131013	Annual Replacement of Polybutylene Service Laterals	75,000	75,000	75,000	75,000	300,000
131040	Annual Replacement of Water Meters	250,000	250,000	200,000	200,000	900,000
131028	Annual Water Main Replacement	480,000	450,000	450,000	450,000	1,830,000
131019	Annual Water Pump and Motor Repairs	150,000	150,000	100,000	100,000	500,000
131037	Backflow Administration	50,000	0	0	0	50,000
141011	Bi-Annual Control Valve Improvements	0	100,000	0	100,000	200,000
141038	Bi-Annual Pressure Reducing Station Improvements	0	50,000	0	50,000	100,000
141010	Bi-Annual Water Electrical Panel Improvements	0	50,000	0	50,000	100,000
141022	Bi-Annual Water Emergency Generator Improvements	0	50,000	0	50,000	100,000
141027	Bi-Annual Water Tank Corrosion Repairs	0	100,000	0	100,000	200,000
999999	General Fund - CIP Engineering and Inspection	220,000	220,000	220,000	220,000	880,000
999999	General Fund - Utility Cut Patching	77,529	77,529	77,529	77,529	310,116
131000	Water Quality Improvements	50,000	0	0	0	50,000
131039	Water Rate Analysis	60,000	0	0	0	60,000
131042	Water Telemetry Upgrades	50,000	0	0	0	50,000
	TOTAL WATER PROJECTS	\$4,462,529	\$1,572,529	\$1,122,529	\$1,472,529	\$8,630,116
	ENDING WATER FUND BALANCE	\$10,480,723	\$11,289,094	\$12,451,230	\$13,234,666	\$13,234,666

**WATER PROJECTS
CAPITAL IMPROVEMENT PROGRAM
Fiscal Year 2013-14**

CIP #		Expansion Fund 355	Replacement Fund 345	Total
	BEGINNING WATER FUND BALANCE	\$2,188,827	\$10,440,425	\$12,629,252
	REVENUES:			
	Water Connection Fees	113,400		113,400
	TOTAL FEE REVENUE	\$113,400	\$0	\$113,400
	Transfer to Next Year's Revenue	(113,400)		(113,400)
	Transfer from Prior Calendar Year Revenue			0
	California Solar Initiative Rebate from PG&E (#098041)		110,000	110,000
	Interest Income (Including Project Reserves)	20,000	84,000	104,000
	TOTAL ESTIMATED REVENUES	\$20,000	\$194,000	\$214,000
	TRANSFERS FROM:			
	Water M&O Fund - Replacement Accrual		1,600,000	1,600,000
	Water M&O Fund - Recycled Water Revenue		400,000	400,000
	Water M&O Fund - Vineyard Avenue Corridor Fourth Tier Water Fees		100,000	100,000
	NET TRANSFERS IN/(OUT)	\$0	\$2,100,000	\$2,100,000
	TOTAL FUNDS AVAILABLE	\$2,208,827	\$12,734,425	\$14,943,252
	EXPENDITURES:			
131016	Advanced Metering Infrastructure		3,000,000	3,000,000
131013	Annual Replacement of Polybutylene Service Laterals		75,000	75,000
131040	Annual Replacement of Water Meters		250,000	250,000
131028	Annual Water Main Replacement		480,000	480,000
131019	Annual Water Pump and Motor Repairs		150,000	150,000
131037	Backflow Administration		50,000	50,000
141011	Bi-Annual Control Valve Improvements			0
141038	Bi-Annual Pressure Reducing Station Improvements			0
141010	Bi-Annual Water Electrical Panel Improvements			0
141022	Bi-Annual Water Emergency Generator Improvements			0
141027	Bi-Annual Water Tank Corrosion Repairs			0
999999	General Fund - CIP Engineering and Inspection	20,000	200,000	220,000
999999	General Fund - Utility Cut Patching		77,529	77,529
131000	Water Quality Improvements		50,000	50,000
131039	Water Rate Analysis		60,000	60,000
131042	Water Telemetry Upgrades		50,000	50,000
	TOTAL WATER PROJECTS	\$20,000	\$4,442,529	\$4,462,529
	ENDING WATER FUND BALANCE	\$2,188,827	\$8,291,896	\$10,480,723

**WATER PROJECTS
CAPITAL IMPROVEMENT PROGRAM
Fiscal Year 2014-15**

CIP #		Expansion Fund 355	Replacement Fund 345	Total
	BEGINNING WATER FUND BALANCE	\$2,188,827	\$8,291,896	\$10,480,723
	REVENUES:			
	Water Connection Fees	78,165		78,165
	TOTAL FEE REVENUE	\$78,165	\$0	\$78,165
	Transfer to Next Year's Revenue	(78,165)		(78,165)
	Transfer from Prior Calendar Year Revenue	113,400		113,400
	California Solar Initiative Rebate from PG&E (#098041)		70,000	70,000
	Interest Income (Including Project Reserves)	20,000	77,500	97,500
	TOTAL ESTIMATED REVENUES	\$133,400	\$147,500	\$280,900
	TRANSFERS FROM:			
	Water M&O Fund - Replacement Accrual		1,600,000	1,600,000
	Water M&O Fund - Recycled Water Revenue		400,000	400,000
	Water M&O Fund - Vineyard Avenue Corridor Fourth Tier Water Fees		100,000	100,000
	NET TRANSFERS IN/(OUT)	\$0	\$2,100,000	\$2,100,000
	TOTAL FUNDS AVAILABLE	\$2,322,227	\$10,539,396	\$12,861,623
	EXPENDITURES:			
131016	Advanced Metering Infrastructure			0
131013	Annual Replacement of Polybutylene Service Laterals		75,000	75,000
131040	Annual Replacement of Water Meters		250,000	250,000
131028	Annual Water Main Replacement		450,000	450,000
131019	Annual Water Pump and Motor Repairs		150,000	150,000
131037	Backflow Administration			0
141011	Bi-Annual Control Valve Improvements		100,000	100,000
141038	Bi-Annual Pressure Reducing Station Improvements		50,000	50,000
141010	Bi-Annual Water Electrical Panel Improvements		50,000	50,000
141022	Bi-Annual Water Emergency Generator Improvements		50,000	50,000
141027	Bi-Annual Water Tank Corrosion Repairs		100,000	100,000
999999	General Fund - CIP Engineering and Inspection	20,000	200,000	220,000
999999	General Fund - Utility Cut Patching		77,529	77,529
131000	Water Quality Improvements			0
131039	Water Rate Analysis			0
131042	Water Telemetry Upgrades			0
	TOTAL WATER PROJECTS	\$20,000	\$1,552,529	\$1,572,529
	ENDING WATER FUND BALANCE	\$2,302,227	\$8,986,867	\$11,289,094


**WATER PROJECTS
CAPITAL IMPROVEMENT PROGRAM
Fiscal Year 2015-16**

CIP #		Expansion Fund 355	Replacement Fund 345	Total
	BEGINNING WATER FUND BALANCE	\$2,302,227	\$8,986,867	\$11,289,094
	REVENUES:			
	Water Connection Fees	40,965		40,965
	TOTAL FEE REVENUE	\$40,965	\$0	\$40,965
	Transfer to Next Year's Revenue	(40,965)		(40,965)
	Transfer from Prior Calendar Year Revenue	78,165		78,165
	California Solar Initiative Rebate from PG&E (#098041)			0
	Interest Income (Including Project Reserves)	21,000	85,500	106,500
	TOTAL ESTIMATED REVENUES	\$99,165	\$85,500	\$184,665
	TRANSFERS FROM:			
	Water M&O Fund - Replacement Accrual		1,600,000	1,600,000
	Water M&O Fund - Recycled Water Revenue		400,000	400,000
	Water M&O Fund - Vineyard Avenue Corridor Fourth Tier Water Fees		100,000	100,000
	NET TRANSFERS IN/(OUT)	\$0	\$2,100,000	\$2,100,000
	TOTAL FUNDS AVAILABLE	\$2,401,392	\$11,172,367	\$13,573,759
	EXPENDITURES:			
131016	Advanced Metering Infrastructure			0
131013	Annual Replacement of Polybutylene Service Laterals		75,000	75,000
131040	Annual Replacement of Water Meters		200,000	200,000
131028	Annual Water Main Replacement		450,000	450,000
131019	Annual Water Pump and Motor Repairs		100,000	100,000
131037	Backflow Administration			0
141011	Bi-Annual Control Valve Improvements			0
141038	Bi-Annual Pressure Reducing Station Improvements			0
141010	Bi-Annual Water Electrical Panel Improvements			0
141022	Bi-Annual Water Emergency Generator Improvements			0
141027	Bi-Annual Water Tank Corrosion Repairs			0
999999	General Fund - CIP Engineering and Inspection	20,000	200,000	220,000
999999	General Fund - Utility Cut Patching		77,529	77,529
131000	Water Quality Improvements			0
131039	Water Rate Analysis			0
131042	Water Telemetry Upgrades			0
	TOTAL WATER PROJECTS	\$20,000	\$1,102,529	\$1,122,529
	ENDING WATER FUND BALANCE	\$2,381,392	\$10,069,838	\$12,451,230

**WATER PROJECTS
CAPITAL IMPROVEMENT PROGRAM
Fiscal Year 2016-17**

CIP #		Expansion Fund 355	Replacement Fund 345	Total
	BEGINNING WATER FUND BALANCE	\$2,381,392	\$10,069,838	\$12,451,230
	REVENUES:			
	Water Connection Fees	77,000		77,000
	TOTAL FEE REVENUE	\$77,000	\$0	\$77,000
	Transfer to Next Year's Revenue	(77,000)		(77,000)
	Transfer from Prior Calendar Year Revenue	40,965		40,965
	California Solar Initiative Rebate from PG&E (#098041)			0
	Interest Income (Including Project Reserves)	21,500	93,500	115,000
	TOTAL ESTIMATED REVENUES	\$62,465	\$93,500	\$155,965
	TRANSFERS FROM:			
	Water M&O Fund - Replacement Accrual		1,600,000	1,600,000
	Water M&O Fund - Recycled Water Revenue		400,000	400,000
	Water M&O Fund - Vineyard Avenue Corridor Fourth Tier Water Fees		100,000	100,000
	NET TRANSFERS IN/(OUT)	\$0	\$2,100,000	\$2,100,000
	TOTAL FUNDS AVAILABLE	\$2,443,857	\$12,263,338	\$14,707,195
	EXPENDITURES:			
131016	Advanced Metering Infrastructure			0
131013	Annual Replacement of Polybutylene Service Laterals		75,000	75,000
131040	Annual Replacement of Water Meters		200,000	200,000
131028	Annual Water Main Replacement		450,000	450,000
131019	Annual Water Pump and Motor Repairs		100,000	100,000
131037	Backflow Administration			0
141011	Bi-Annual Control Valve Improvements		100,000	100,000
141038	Bi-Annual Pressure Reducing Station Improvements		50,000	50,000
141010	Bi-Annual Water Electrical Panel Improvements		50,000	50,000
141022	Bi-Annual Water Emergency Generator Improvements		50,000	50,000
141027	Bi-Annual Water Tank Corrosion Repairs		100,000	100,000
999999	General Fund - CIP Engineering and Inspection	20,000	200,000	220,000
999999	General Fund - Utility Cut Patching		77,529	77,529
131000	Water Quality Improvements			0
131039	Water Rate Analysis			0
131042	Water Telemetry Upgrades			0
	TOTAL WATER PROJECTS	\$20,000	\$1,452,529	\$1,472,529
	ENDING WATER FUND BALANCE	\$2,423,857	\$10,810,809	\$13,234,666

This page intentionally left blank.



THE CITY OF



SEWER

**SEWER PROJECTS SUMMARY
CAPITAL IMPROVEMENT PROGRAM
Fiscal Years 2013-14 through 2016-17**

		2013-14	2014-15	2015-16	2016-17	TOTAL
	BEGINNING SEWER FUND BALANCE	\$2,013,414	\$1,698,414	\$2,116,514	\$2,637,364	\$2,013,414
	REVENUES:					
	Sewer Connection Fees	45,500	79,250	63,750	62,000	250,500
	TOTAL FEE REVENUE	\$45,500	\$79,250	\$63,750	\$62,000	\$250,500
	Transfer to Next Year's Revenue	(45,500)	(79,250)	(63,750)	(62,000)	(250,500)
	Transfer from Prior Calendar Year Revenue	0	45,500	79,250	63,750	188,500
	California Solar Initiative Rebate from PG&E (#098041)	8,000	5,000	0	0	13,000
	Interest Income (including project reserves)	17,000	17,600	21,600	25,600	81,800
	TOTAL ESTIMATED REVENUES	\$25,000	\$68,100	\$100,850	\$89,350	\$283,300
	TRANSFERS FROM:					
	Sewer M&O Fund - Replacement Accrual	1,200,000	1,200,000	1,200,000	1,200,000	4,800,000
	NET TRANSFERS IN/(OUT)	\$1,200,000	\$1,200,000	\$1,200,000	\$1,200,000	\$4,800,000
	TOTAL FUNDS AVAILABLE	\$3,238,414	\$2,966,514	\$3,417,364	\$3,926,714	\$7,096,714
	EXPENDITURES:					
132002	Annual Sewer Main Improvements	500,000	500,000	500,000	500,000	2,000,000
132020	Annual Sewer Pump and Motor Repairs	50,000	50,000	50,000	50,000	200,000
142030	Bi-Annual Sewer Electrical Panel Improvements	0	50,000	0	50,000	100,000
142017	Bi-Annual Sewer Emergency Generator Improvements	0	50,000	0	50,000	100,000
132001	Bi-Annual Sewer Maintenance Hole Improvements	30,000	0	30,000	0	60,000
132026	Meadowlark Sewer Siphon	600,000	0	0	0	600,000
132031	Sewer Rate Analysis	60,000	0	0	0	60,000
132033	Sewer Telemetry Upgrades	100,000	0	0	0	100,000
999999	General Fund - CIP Engineering and Inspection	200,000	200,000	200,000	200,000	800,000
	TOTAL SEWER PROJECTS	\$1,540,000	\$850,000	\$780,000	\$850,000	\$4,020,000
	ENDING SEWER FUND BALANCE	\$1,698,414	\$2,116,514	\$2,637,364	\$3,076,714	\$3,076,714

**SEWER PROJECTS
CAPITAL IMPROVEMENT PROGRAM
Fiscal Year 2013-14**

CIP #		Expansion Fund 356	Replacement Fund 346	Total
	BEGINNING SEWER FUND BALANCE	\$1,314,989	\$698,425	\$2,013,414
	REVENUES:			
	Sewer Connection Fees	45,500		45,500
	TOTAL FEE REVENUE	\$45,500	\$0	\$45,500
	Transfer to Next Year's Revenue	(45,500)		(45,500)
	Transfer from Prior Calendar Year Revenue			0
	California Solar Initiative Rebate from PG&E (#098041)		8,000	8,000
	Interest Income (including project reserves)	12,000	5,000	17,000
	TOTAL ESTIMATED REVENUES	\$12,000	\$13,000	\$25,000
	TRANSFERS FROM:			
	Sewer M&O Fund - Replacement Accrual		1,200,000	1,200,000
	NET TRANSFERS IN/(OUT)	\$0	\$1,200,000	\$1,200,000
	TOTAL FUNDS AVAILABLE	\$1,326,989	\$1,911,425	\$3,238,414
	EXPENDITURES:			
132002	Annual Sewer Main Improvements		500,000	500,000
132020	Annual Sewer Pump and Motor Repairs		50,000	50,000
142030	Bi-Annual Sewer Electrical Panel Improvements			0
142017	Bi-Annual Sewer Emergency Generator Improvements			0
132001	Bi-Annual Sewer Maintenance Hole Improvements		30,000	30,000
132026	Meadowlark Sewer Siphon		600,000	600,000
132031	Sewer Rate Analysis		60,000	60,000
132033	Sewer Telemetry Upgrades		100,000	100,000
999999	General Fund - CIP Engineering and Inspection	50,000	150,000	200,000
	TOTAL SEWER PROJECTS	\$50,000	\$1,490,000	\$1,540,000
	ENDING SEWER FUND BALANCE	\$1,276,989	\$421,425	\$1,698,414

**SEWER PROJECTS
CAPITAL IMPROVEMENT PROGRAM
Fiscal Year 2014-15**

CIP #		Expansion Fund 356	Replacement Fund 346	Total
	BEGINNING SEWER FUND BALANCE	\$1,276,989	\$421,425	\$1,698,414
	REVENUES:			
	Sewer Connection Fees	79,250		79,250
	TOTAL FEE REVENUE	\$79,250	\$0	\$79,250
	Transfer to Next Year's Revenue	(79,250)		(79,250)
	Transfer from Prior Calendar Year Revenue	45,500		45,500
	California Solar Initiative Rebate from PG&E (#098041)		5,000	5,000
	Interest Income (including project reserves)	12,000	5,600	17,600
	TOTAL ESTIMATED REVENUES	\$57,500	\$10,600	\$68,100
	TRANSFERS FROM:			
	Sewer M&O Fund - Replacement Accrual		1,200,000	1,200,000
	NET TRANSFERS IN/(OUT)	\$0	\$1,200,000	\$1,200,000
	TOTAL FUNDS AVAILABLE	\$1,334,489	\$1,632,025	\$2,966,514
	EXPENDITURES:			
132002	Annual Sewer Main Improvements		500,000	500,000
132020	Annual Sewer Pump and Motor Repairs		50,000	50,000
142030	Bi-Annual Sewer Electrical Panel Improvements		50,000	50,000
142017	Bi-Annual Sewer Emergency Generator Improvements		50,000	50,000
132001	Bi-Annual Sewer Maintenance Hole Improvements			0
132026	Meadowlark Sewer Siphon			0
132031	Sewer Rate Analysis			0
132033	Sewer Telemetry Upgrades			0
999999	General Fund - CIP Engineering and Inspection	50,000	150,000	200,000
	TOTAL SEWER PROJECTS	\$50,000	\$800,000	\$850,000
	ENDING SEWER FUND BALANCE	\$1,284,489	\$832,025	\$2,116,514


**SEWER PROJECTS
CAPITAL IMPROVEMENT PROGRAM
Fiscal Year 2015-16**


CIP #		Expansion Fund 356	Replacement Fund 346	Total
	BEGINNING SEWER FUND BALANCE	\$1,284,489	\$832,025	\$2,116,514
	REVENUES:			
	Sewer Connection Fees	63,750		63,750
	TOTAL FEE REVENUE	\$63,750	\$0	\$63,750
	Transfer to Next Year's Revenue	(63,750)		(63,750)
	Transfer from Prior Calendar Year Revenue	79,250		79,250
	California Solar Initiative Rebate from PG&E (#098041)			0
	Interest Income (including project reserves)	12,000	9,600	21,600
	TOTAL ESTIMATED REVENUES	\$91,250	\$9,600	\$100,850
	TRANSFERS FROM:			
	Sewer M&O Fund - Replacement Accrual		1,200,000	1,200,000
	NET TRANSFERS IN/(OUT)	\$0	\$1,200,000	\$1,200,000
	TOTAL FUNDS AVAILABLE	\$1,375,739	\$2,041,625	\$3,417,364
	EXPENDITURES:			
132002	Annual Sewer Main Improvements		500,000	500,000
132020	Annual Sewer Pump and Motor Repairs		50,000	50,000
142030	Bi-Annual Sewer Electrical Panel Improvements			0
142017	Bi-Annual Sewer Emergency Generator Improvements			0
132001	Bi-Annual Sewer Maintenance Hole Improvements		30,000	30,000
132026	Meadowlark Sewer Siphon			0
132031	Sewer Rate Analysis			0
132033	Sewer Telemetry Upgrades			0
999999	General Fund - CIP Engineering and Inspection	50,000	150,000	200,000
	TOTAL SEWER PROJECTS	\$50,000	\$730,000	\$780,000
	ENDING SEWER FUND BALANCE	\$1,325,739	\$1,311,625	\$2,637,364

**SEWER PROJECTS
CAPITAL IMPROVEMENT PROGRAM
Fiscal Year 2016-17**

CIP #		Expansion Fund 356	Replacement Fund 346	Total
	BEGINNING SEWER FUND BALANCE	\$1,325,739	\$1,311,625	\$2,637,364
	REVENUES:			
	Sewer Connection Fees	62,000		62,000
	TOTAL FEE REVENUE	\$62,000	\$0	\$62,000
	Transfer to Next Year's Revenue	(62,000)		(62,000)
	Transfer from Prior Calendar Year Revenue	63,750		63,750
	California Solar Initiative Rebate from PG&E (#098041)			0
	Interest Income (including project reserves)	12,000	13,600	25,600
	TOTAL ESTIMATED REVENUES	\$75,750	\$13,600	\$89,350
	TRANSFERS FROM:			
	Sewer M&O Fund - Replacement Accrual		1,200,000	1,200,000
	NET TRANSFERS IN/(OUT)	\$0	\$1,200,000	\$1,200,000
	TOTAL FUNDS AVAILABLE	\$1,401,489	\$2,525,225	\$3,926,714
	EXPENDITURES:			
132002	Annual Sewer Main Improvements		500,000	500,000
132020	Annual Sewer Pump and Motor Repairs		50,000	50,000
142030	Bi-Annual Sewer Electrical Panel Improvements		50,000	50,000
142017	Bi-Annual Sewer Emergency Generator Improvements		50,000	50,000
132001	Bi-Annual Sewer Maintenance Hole Improvements			0
132026	Meadowlark Sewer Siphon			0
132031	Sewer Rate Analysis			0
132033	Sewer Telemetry Upgrades			0
999999	General Fund - CIP Engineering and Inspection	50,000	150,000	200,000
	TOTAL SEWER PROJECTS	\$50,000	\$800,000	\$850,000
	ENDING SEWER FUND BALANCE	\$1,351,489	\$1,725,225	\$3,076,714

This page intentionally left blank.






CAPITAL IMPROVEMENT PROGRAM

APPENDIX B

Active Previously Approved Carry Over Projects

This page intentionally left blank.



2012/13FY CAPITAL IMPROVEMENT PROGRAM
STREETS PROJECTS

CIP #	Streets GF CIP 160	Gas Tax 550-552, 556	Prop 1B 558 Meas B 573,575 Veh Reg 578	Traffic Dev Fee 160, 161, 166	Traffic Fee-Bernal 168	Grants 561, 572	Dev. Contrib./ Specific Plan 499, 583, 584	Assessment Districts 165, 625, 629	Total	Adjusted Budget	
										Traffic Dev Fee 160, 161, 166	Traffic Fee-Bernal 168
115014	West Las Positas at Tassajara Street Repairs	0	145,397	50,000	0	0	0	0	195,397		
115016	Valley Avenue Pedestrian Pathway	0	0	112,500	0	100,000	0	0	212,500		
115033	Staples Ranch: Irrigation/Landscaping Improv. at El Chorro Rd. and I-580 Interchang	0	0	0	0	138,358	349,907	0	488,265		
115034	Staples Ranch: Stoneridge Drive at Santa Rita Road Intersection	0	0	0	0	0	1,690,785	0	1,690,785		
115035	Staples Ranch: Soundwall from Snowdrop Circle to Trevor Parkway	0	0	0	0	0	230,000	0	230,000		
115036	Staples Ranch: Installation of Traffic Signals at Newton Way, Guzman & Trevor Pk	769,845	0	0	0	0	2,230	0	772,075		
125024	Staples Ranch: Stoneridge Dr. Noise Attenuating Pavement from Trevor to Santa Rita	211,346	0	0	0	0	688,654	0	900,000		
125029	Vineyard Avenue Sink Hole Repair	0	39,220	0	0	0	0	0	39,220		
125033	Vineyard Corridor Improvements	0	0	0	0	0	30,106	0	30,106		
xx5003	Annual Resurfacing of Various City Streets #095003, #105003, #115003, #125003	90,244	1,832,771	1,566,063	0	55,483	0	0	3,454,317		
xx5004	Annual Slurry Sealing of Various Streets #095004, #105004, #115004, #125004	201,164	461,248	261,089	0	130,950	0	0	943,531		
xx5005	Annual Sidewalk & Intersection Ramp Installations #105005, #115005, #125005	0	0	0	0	0	0	0	201,164		
xx5007	Annual Traffic Buttons & Line Markers Installation #115007	0	86,290	0	0	0	0	0	86,290		
xx5009	Annual Curb/Gutter Replacements for Street Resurfacing Projects #105009, #115009,	0	200,000	188,767	0	0	0	0	388,767		
xx5012	Annual Sidewalk Maintenance #105012, #115012, #125012	300,000	0	0	0	0	0	0	300,000		
xx5018	Bi-Annual Bridge Maint. Program including Bernal Bridge Near Foothill Rd. #11501	125,000	0	0	0	0	0	0	125,000		
xx5021	Bi-Annual Evaluation and Reclassification of Street Surfaces #115021	60,000	0	0	0	0	0	0	60,000		
xx5032	Annual Traffic Signal Installations #095032, #105032, #115032	0	0	250,000	0	0	0	0	250,000		
xx5041	Intersection Improvements at Various City Locations #115041, #125041	0	0	200,000	0	0	0	0	200,000		
xx5043	Annual Bicycle & Pedestrian Related Improvements #095043, #105043, #125043	0	0	1,063,469	0	111,285	0	0	1,174,754		
xx5055	Bi-Annual Neighborhood Traffic Calming Devices #105055, #125055	50,000	0	0	0	0	0	0	50,000		
805032	Clara Lane Extension	0	0	0	0	0	650,780	0	650,780		
935030	Extension of Livingston Way	0	0	0	0	0	25,008	0	25,008		
975039	Santa Rita at Valley Intersection Improvements (NPID#1)	0	0	0	0	0	0	1,086,118	1,086,118		
985016	Dublin Canyon Road Widening	0	0	0	0	0	2,289,566	0	2,289,566		
995067	Bernal Avenue at Arroyo Del Valle (Construct Second Bridge)	319,455	85,016	0	0	0	0	0	404,471		
999999	Permit Fee Refund	0	0	0	11,497	0	0	0	11,497		
999999	Landscape Maintenance/Interfund Water	0	0	0	0	0	0	46,474	46,474		
999999	Ace Train Improvements - Reimbursement to County	0	0	68,052	0	0	0	0	68,052		
999999	To General Fund - NPID 1 Reimbursement	0	0	0	0	0	0	23,148	23,148		
999999	To General Fund - Congestion Mgmt	0	0	36,446	0	0	0	0	36,446		
999999	To General Fund for Administration	0	7,500	0	0	0	0	0	7,500		
999999	Future Designated CIP Projects*	0	0	0	0	0	610,212	0	610,212		
	STREET EXPENDITURES	\$3,676,895	\$3,160,979	\$4,298,836	\$1,239,461	\$456,326	\$8,247,328	\$1,605,740	\$23,221,641		
	RESERVES:										
015041	Tri-Valley Transportation Development Fee Reserve	0	0	0	259,173	0	0	0	259,173		
025023	Dougherty Valley Mitigation Revenue Reserve	0	0	0	96,574	0	0	0	96,574		
035006	Happy Valley Bypass Road Reserve	378,037	0	0	0	0	633,959	0	1,011,996		
055022	Old Stanley Blvd. Improvements: Main Street to First Street Reserve	1,617,966	0	0	436,170	0	80,180	0	2,134,316		
985090	Dublin Reimbursement for Future Projects Reserve	0	0	0	2,057,657	0	0	0	2,057,657		
	TOTAL RESERVES	1,996,003	0	0	2,849,574	0	714,139	0	5,559,716		
	TOTAL EXPENDITURES AND RESERVES	5,672,898	3,160,979	4,298,836	4,089,035	456,326	8,961,467	1,605,740	28,781,357		
	ENDING STREETS FUND BALANCE	\$0	\$1,941,673	\$218,676	\$2,557,017	\$126,739	\$666,706	\$1,556,269	\$7,067,080		

*Per Developer Contributions worksheet maintained by the Finance Department

2012/13FY CAPITAL IMPROVEMENT PROGRAM
PARKS PROJECTS

APPENDIX B

CIP #	Adjusted Budget										Total
	Parks General Fund CIP 164	Park Dedication Pre 12/31/98 159	Park Dedication Post 1/1/99 159	Public Facilities Fee (PFF) 159	Developer Contributions 404	Marilyn Kane Trail Reserve 562	Measure B Bike and Pathways 573				
	BEGINNING PARKS FUND BALANCE	\$7,081,867	\$253,605	2,753,524	805,681	\$532,793	\$104,486	\$718,204			\$12,250,160
	REVENUES:										
	Park Dedication Fees	0	0	203,847	0	0	0	0	0	0	203,847
	TOTAL FEE REVENUE	\$0	\$0	\$203,847	\$0	\$0	\$0	\$0	\$0	\$0	\$203,847
	Interest	36,000	0	19,950	50	556	1,000	0	0	0	57,556
	TOTAL ESTIMATED REVENUES	\$36,000	\$0	\$223,797	\$50	\$556	\$1,000	\$0	\$0	\$0	\$261,403
	TRANSFERS FROM:										
	Streets GF CIP for the Bernal Property Improvements Reserve (Phase II)	1,000,000	0	0	0	0	0	0	0	0	1,000,000
	Parks GF CIP Fund for the Bernal Property Improvements Reserve (Phase II)	810,000	0	0	0	0	0	0	0	0	810,000
	Miscellaneous General Fund CIP - Public Facility Fees	0	0	0	75,000	0	0	0	0	0	75,000
	TRANSFERS TO:										
	Measure B Streets CIP Fund	0	0	0	0	0	0	0	0	(715,989)	(715,989)
	TOTAL ESTIMATED TRANSFERS	\$1,810,000	\$0	\$0	\$75,000	\$0	\$0	(\$715,989)	\$0	\$0	\$1,169,011
	TOTAL FUNDS AVAILABLE	\$8,927,867	\$253,605	\$2,977,321	\$880,731	\$533,349	\$105,486	\$2,215			\$13,680,574
	EXPENDITURES:										
007065	Bernal Community Park (Phase I) WiFi Setup	35,000	0	0	0	0	0	0	0	0	35,000
067016	Lions Wayside Park Improvements (design)	183,076	0	0	0	0	0	0	0	0	183,076
087038	Dolores Bengtson Aquatic Ctr. Deck & Mechanical Bldg. Improvements	3,246,992	0	0	213,961	0	0	0	0	0	3,460,953
127016	St. John's Low-flow Crossing	71,664	0	0	0	0	0	0	0	0	71,664
	TOTAL EXPENDITURES	3,536,732	0	0	213,961	0	0	0	0	0	3,750,693
	RESERVES:										
017037	General Trail Improvements and Development Reserve	198,116	0	0	646,101	0	0	2,215	0	0	846,432
017045	Bernal Property Improvements Reserve (Phase II)	4,916,345	253,605	1,855,018	0	533,349	0	0	0	0	7,558,317
037028	New Community Park: Site Acquisition Reserve	0	0	282,932	0	0	0	0	0	0	282,932
047021	Bernal Property Trail Reserve	152,000	0	0	0	0	0	0	0	0	152,000
	TOTAL RESERVES	\$5,266,461	\$253,605	\$2,137,950	\$646,101	\$533,349	\$0	\$2,215	\$0	\$0	\$8,839,681
	TOTAL EXPENDITURES AND RESERVES	\$8,803,193	\$253,605	\$2,137,950	\$860,062	\$533,349	\$0	\$2,215	\$0	\$0	\$12,590,374
	ENDING PARKS FUND BALANCE	\$124,674	\$0	\$839,371	\$20,669	\$0	\$105,486	\$0	\$0	\$0	\$1,090,200

**2012/13FY CAPITAL IMPROVEMENT PROGRAM
MISCELLANEOUS PROJECTS**

CIP #		Adjusted Budget								Total
		Public Facility Fees 154	Misc. Gen Fund CIP 151	Downtown & No. Pleasanton 153	Grants 559	Happy Valley Specific Plan 581	Cemetery Fund 389	Misc. Storm Drain Fund 357		
	BEGINNING MISC FUND BALANCE	\$2,730,162	\$6,708,839	\$4,482,974	\$0	\$2,965	\$196,559	\$295,991	\$14,417,490	
	REVENUES:									
	Public Facilities Fee	196,121	0	0	0	0	0	0	196,121	
	TOTAL FEE REVENUE	\$196,121	\$0	\$0	\$0	\$0	\$0	\$0	\$196,121	
	Energy Efficiency & Conservation ARRA Grant (#808096)	0	0	0	28,400	0	0	0	28,400	
	California Solar Initiative Rebate from PG & E (#098041)	0	16,000	0	0	0	0	0	16,000	
	Specific Plan Fees	0	0	0	0	19,503	0	0	19,503	
	Miscellaneous Revenue	0	7,000	0	0	0	0	0	7,000	
	Interest Income (including CIP Project Reserves)	12,000	25,000	17,000	0	0	189	1,500	55,689	
	TOTAL ESTIMATED REVENUES	\$208,121	\$48,000	\$17,000	\$28,400	\$19,503	\$189	\$1,500	\$322,713	
	TRANSFER FROM:									
	Repayment of Cemetery Fund Advance	0	196,748	0	0	0	0	0	196,748	
	TRANSFERS TO:									
	Repayment of Golf Course Dev/Infrastructure Loans to General Fund	0	0	0	0	(22,468)	0	0	(22,468)	
	Repayment of Cemetery Fund Advance to CIPR in Misc. GF CIP Fund	0	0	0	0	0	(196,748)	0	(196,748)	
	Streets GF CIP Fund	0	(209,699)	0	0	0	0	0	(209,699)	
	Parks GF CIP Fund for the Bernal Property Improvements Reserve (P)	0	(810,000)	0	0	0	0	0	(810,000)	
	Parks 2012/13FY Capital Improvement Program	(75,000)	0	0	0	0	0	0	(75,000)	
	NET TRANSFERS IN/(OUT)	(\$75,000)	(\$822,951)	\$0	\$0	(\$22,468)	(\$196,748)	\$0	(\$1,117,167)	
	TOTAL FUNDS AVAILABLE	\$2,863,283	\$5,933,888	\$4,499,974	\$28,400	\$0	\$0	\$297,491	\$13,623,036	
	EXPENDITURES:									
018044	Downtown Parking Improvements Including Improvements to the Alameda County Transportation Corridor (ACTC)	100,000	2,802,739	1,000	0	0	0	0	2,903,739	
018044	Deposit for the purchase of the Alameda County Corridor	0	0	1,000,000	0	0	0	0	1,000,000	
068051	Landscape Median Construction and Renovation	30,000	115,862	0	0	0	0	0	145,862	
078029	Fence Installation/Replacement at Various Locations	0	3,550	0	0	0	0	0	3,550	
xx8015	Bi-Annual Erosion and Storm Repairs #118015	0	0	0	0	0	0	100,000	100,000	
108025	Interactive Voice Response System	0	2,528	0	0	0	0	0	2,528	
118029	Fire Station #4 - Repairs to Upper Parapet Walls	40,464	159,536	0	0	0	0	0	200,000	
808075	CTV - 30 Studio Relocation	0	250,000	0	0	0	0	0	250,000	
808096	Energy Efficiency/Conservation Grant	0	0	0	28,400	0	0	0	28,400	
808105	Energy Upgrade Pleasanton Program - Residential	0	123,500	0	0	0	0	0	123,500	
808106	Energy Upgrade Pleasanton Program - Commercial	0	12,500	0	0	0	0	0	12,500	
808112	Parks and Recreation Master Plan	0	149,914	0	0	0	0	0	149,914	
948051	Lease/Debt Payments for Animal Shelter	30,474	64,000	0	0	0	0	0	94,474	
999999	Permit Fee Refund	1,536	0	0	0	0	0	0	1,536	
	TOTAL EXPENDITURES	\$202,474	\$3,684,129	\$1,001,000	\$28,400	\$0	\$0	\$100,000	\$5,016,003	
	RESERVES:									
068018	CIPR - Capital Improvement Reserve	1,129,425	780,457	0	0	0	0	0	1,909,882	
988029	City Hall Office Building & Civic Center Site Improvements Reserve	1,245,145	682,714	0	0	0	0	0	1,927,859	
	TOTAL RESERVES	\$2,374,570	\$1,463,171	\$0	\$0	\$0	\$0	\$0	\$3,837,741	
	TOTAL EXPENDITURES AND RESERVES	\$2,577,044	\$5,147,300	\$1,001,000	\$28,400	\$0	\$0	\$100,000	\$8,853,744	
	ENDING MISC FUND BALANCE	\$286,239	\$786,588	\$3,498,974	\$0	\$0	\$0	\$197,491	\$4,769,292	

2012/13FY CAPITAL IMPROVEMENT PROGRAM
WATER PROJECTS

CIP #		Adjusted Budget			Total
		Expansion Fund 355	Replacement Fund 345	Developer Contributions 497	
	BEGINNING WATER FUND BALANCE	\$2,246,625	\$11,003,132	\$83,667	\$13,333,424
	REVENUES:				
	Water Connection Fees	237,600	0	0	237,600
	TOTAL FEE REVENUE	\$237,600	\$0	\$0	\$237,600
	California Solar Initiative Rebate from PG & E (#098041)	0	110,000	0	110,000
	Interest Income (Including Project Reserves)	14,000	60,000	81	74,081
	TOTAL ESTIMATED REVENUES	\$251,600	\$170,000	\$81	\$421,681
	TRANSFERS FROM:				
	Water M&O Fund -- Replacement Accrual	0	1,600,000	0	1,600,000
	Water M&O Fund - Recycled Water Revenue	0	400,000	0	400,000
	Vineyard Corridor Specific Plan - Repayment of Vineyard Corridor Water Loan	0	202,726	0	202,726
	Water M&O Fund -- Vineyard Ave. Corridor Fourth Tier Water Fees	0	100,000	0	100,000
	TRANSFERS TO:				
	Water M&O Fund - Recycled Water Study Grant Subsidy	0	(49,910)	0	(49,910)
	NET TRANSFERS IN/(OUT)	\$0	\$2,252,816	\$0	\$2,252,816
	TOTAL FUNDS AVAILABLE	\$2,498,225	\$13,425,948	\$83,748	\$16,007,921
	EXPENDITURES:				
111038	Pressure Reducing Station Rehabilitation	0	50,000	0	50,000
131014	Recycled Water Project	0	150,000	0	150,000
131023	Water Connection Fee Update	25,000	0	0	25,000
xx1000	Bi-Annual Water Quality Improvement Project #081000	0	50,000	0	50,000
xx1010	Bi-Annual Electrical Panel Upgrades and Restorations #081010, #101010, #121010	0	216,981	0	216,981
xx1011	Bi-Annual Control Valve Installation #101011, #121011	0	114,404	0	114,404
xx1013	Bi-Annual Replacement of Polybutylene Service Laterals #111013	0	16,646	0	16,646
xx1019	Annual Water Pump and Motor Repairs #091019, #121019	0	161,589	0	161,589
xx1022	Bi-Annual Overhaul of Emergency Water Generators #101022, #121022	0	51,011	0	51,011
xx1027	Bi-Annual Water Tank Corrosion Repairs #111027	0	100,000	0	100,000
xx1028	Annual Water Main Replacements Projects #081028, #101028, #111028, #121028	0	617,427	0	617,427
xx1031	Vineyard Avenue Water Main Replacement Project #121031	0	589,355	0	589,355
xx1040	Annual Replacement of Water Meters #081040	0	15,917	0	15,917
941015	Del Valle Parkway Water Main Extension	208,694	377,199	0	585,893
999999	El Charro Road Improvement Project	55,704	190,945	0	246,649
999999	Utility Billing Software	0	6,520	0	6,520
999999	General Fund - Utility Cut Patching	0	77,529	0	77,529
999999	General Fund - CIP Engineering and Inspection	20,000	200,000	0	220,000
999999	Future Designated CIP Projects*	0	0	83,748	83,748
	TOTAL WATER PROJECTS	\$309,398	\$2,985,523	\$83,748	\$3,378,669
	ENDING WATER FUND BALANCE	\$2,188,827	\$10,440,425	\$0	\$12,629,252

* Per Developer Contributions worksheet maintained by the Finance Department

**2012/13FY CAPITAL IMPROVEMENT PROGRAM
SEWER PROJECTS**

CIP #		Adjusted Budget				Total
		Expansion Fund 356	Replacement Fund 346	Developer Contributions 498		
	BEGINNING SEWER FUND BALANCE	\$1,958,447	\$6,253,089	\$245,518		\$8,457,054
	REVENUES:					
	Sewer Connection Fees	62,980	0	0		62,980
	TOTAL FEE REVENUE	\$62,980	\$0	\$0		\$62,980
	California Solar Initiative Rebate from PG & E (#098041)	0	8,000	0		8,000
	Interest Income (including project reserves)	12,000	30,000	236		42,236
	TOTAL ESTIMATED REVENUES	\$74,980	\$38,000	\$236		\$113,216
	TRANSFERS FROM:					
	Sewer M&O Fund -- Replacement Accrual	0	1,200,000	0		1,200,000
	NET TRANSFERS IN/(OUT)	\$0	\$1,200,000	\$0		\$1,200,000
	TOTAL FUNDS AVAILABLE	\$2,033,427	\$7,491,089	\$245,754		\$9,770,270
	EXPENDITURES:					
012024	Sanitary Sewer Pump Station S-5 Improvements & Upgrades (Additional Funding)	0	20,000	0		20,000
012027	Sanitary Sewer Pump Station Improvements & Upgrades S-6 (Additional Funding)	0	1,324,880	0		1,324,880
102018	Stoneridge Mall Sewer By-Pass	0	150,000	0		150,000
112031	EALS/EARS Pump Station and Pipeline	161,000	4,498,899	124,024		4,783,923
132024	Sewer Connection Fee Update	25,000	0	0		25,000
xx2001	Annual Sewer Maintenance Hole Improvements #112001, #122001	0	60,000	0		60,000
xx2017	Bi-Annual Overhaul of Sewer Emergency Generators #112017	0	50,000	0		50,000
xx2020	Annual Sewer Pump and Motor Repairs #112020	0	75,034	0		75,034
xx2030	Bi-Annual Electrical Panel Upgrades and Restoration #122030	0	40,000	0		40,000
902028	Del Valle Parkway/ Nevada St Sewer Additions	482,438	420,951	0		903,389
999999	Utility Billing Software	0	2,900	0		2,900
999999	General Fund - CIP Engineering and Inspection	50,000	150,000	0		200,000
999999	Future Designated CIP Projects*	0	0	121,730		121,730
	TOTAL SEWER PROJECTS	\$718,438	\$6,792,664	\$245,754		\$7,756,856
	ENDING SEWER FUND BALANCE	\$1,314,989	\$698,425	\$0		\$2,013,414

*Per Developer Contributions worksheet maintained by the Finance Department

This page intentionally left blank.

